



NAMIBIA COVID-19 SITUATION REPORT NO. 656

Outbreak Name	COVID-19 outbreak	Country affected	Namibia
Date & Time	03.01. 2022 17h00	Investigation start Date	13 March 2020
Prepared by	Surveillance Team		

HIGHLIGHTS/SITUATION UPDATE (03/01/2022)

CUMULATIVE	CUMULATIVE
Tested 878 949	Tested 1 934
Confirmed 150 540	Confirmed 395
Active 12 913	Active 12 913
Recoveries 133 938	Recoveries 744
Vaccinated 1 st doses 405 734 2 nd doses 238 875 3 rd doses 6 225	Vaccinated 1 st doses 324 2 nd doses 169 3 rd doses 212
Deaths 3 675	Deaths 18

- A total of **150 540** cases have been recorded to-date, representing **6%** of the total population (**2 550 226**).
- More female cases **79 987 (53%)** have been recorded.
- Of the total confirmed cases, **5 148 (3%)** are Health Workers, with **15** new confirmations today.
 - 4 339 (84%) State; 801 (16%) Private, 8 (0.2%) Non-Governmental Organizations.
 - 5 007 (97%) recoveries and 25 (0.5%) deaths.

- The recovery rate now stands at **89%**.
- Khomas and Erongo regions reported the highest number of cases with **49 819 (33%)** and **21 898 (15%)** respectively.
- Of the total fatalities, **3 356 (91%)** are COVID-19 deaths while **316 (9%)** are COVID-19 related deaths.
- The case fatality rate now stands at **2.4%**.

Table 1: Distribution of confirmed COVID-19 cases by region, 03 January 2022

Region	Total cases daily	New reported re-infections	Total No. of cases	Active cases	Recoveries	Cumulative Deaths	Cumulative deaths with co-morbidities	Non-COVID deaths	Health Workers
Erongo	40	3	21 898	3 187	18 290	416	345	5	487
Hardap	10	0	8 182	251	7 669	262	164	0	153
Kharas	29	6	9 443	960	8 327	156	133	0	284
Kavango East	39	4	5 896	329	5 355	210	122	2	263
Kavango West	16	0	733	46	667	20	17	0	44
Khomas	77	7	49 819	5 149	43 788	881	687	1	1 771
Kunene	29	1	4 772	171	4 472	129	93	0	150
Ohangwena	46	0	5 719	369	5 178	170	100	2	209
Omaheke	13	1	4 664	468	3 937	259	179	0	139
Omusati	13	0	6 828	415	6 164	249	154	0	248
Oshana	34	2	10 195	701	9 154	339	204	1	589
Oshikoto	32	0	7 453	176	7 091	184	143	2	354
Otjozondjupa	17	1	11 607	452	10 873	281	190	1	328
Zambezi	0	0	3 331	239	2 973	119	67	0	118
Total	395	25	150 540	12 913	133 938	3 675	2 602	14	5 148

EPIDEMIOLOGICAL SITUATION IN NAMIBIA

Table 2: The current distribution for hospitalization of confirmed cases by region, 03 January 2022

Region	Hospitalized confirmed cases		Vaccinated		Intensive Care Unit		Vaccinated	
	Current	Previous	1 st dose	2 nd dose	Current	Previous	1 st dose	2 nd dose
Erongo	25	29	0	5	4	3	0	0
Hardap	2	2	0	0	0	0	0	0
Kharas	13	7	0	0	0	0	0	0
Kavango East	7	11	0	2	0	0	0	0
Kavango West	4	3	0	1	0	0	0	0
Khomas	90	85	1	10	13	22	0	2
Kunene	26	33	0	10	0	0	0	0
Ohangwena	19	11	1	1	0	0	0	0
Omaheke	10	10	0	0	0	0	0	0
Omusati	49	47	1	0	0	0	0	0
Oshana	66	61	0	3	3	2	0	0
Oshikoto	6	11	1	1	6	8	0	0
Otjozondjupa	17	14	0	1	0	0	0	0
Zambezi	10	10	0	0	0	0	0	0
Total	344	334	4	34	26	35	0	2

- Of the total confirmed cases, **91 526 (61%)** are in the 20-49 years age-brackets which constitutes the majority of the recorded cases.
- A total of **23 592 (16%)** of the confirmed cases are among the 5-19 years category.
- A total of **17 415 (12%)** of the confirmed cases are among the 50 - 59 years group.
- The under 5 years age group make up **3 251 (2%)** of the total cases whereas, **14 756 (10%)** are above 60 years of age.

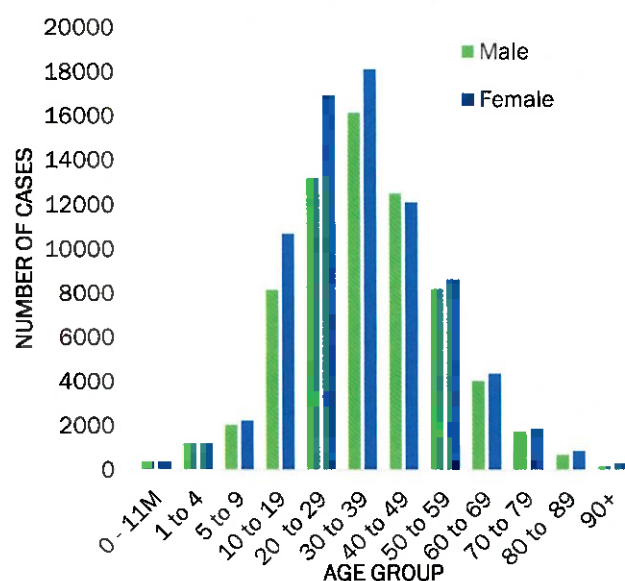


Figure 1: Age and Sex distribution of COVID-19 confirmed cases, 03 January 2022

- The laboratory testing capacity has been enhanced; with a total of twenty (20) laboratories carrying out the testing of samples: NIP, Path-Care, UNAM Molecular, Central Veterinary Laboratory, Namib Poultry, NAMDEB, NamPath, Namibia Central Pathology, DiagnoLab, High Care, Alpha Medical Laboratory, Des-Jo Medical Test Centre, ProQuest Diagnostic Laboratory, MAXi, Medlink Laboratory Services, Biotech Medical, Covisure, Star Care, Soweto Medical Center & Oshana Med Laboratory .
- To date, **878 949** tests (including **17 282** re-tests) have been conducted by authorized laboratories.
- Since the beginning of the outbreak, **159 538** contacts of confirmed cases have been identified, **270** new contacts were identified within the last 24 hours from **11** regions.
- Cumulatively, **155 241** contacts have completed their monitoring period, while **290** contacts are lost to follow-up and a total of **27 405 (18%)** contacts of confirmed cases have tested positive.
- Today, **1 526 (58%)** out of **2 652** active contacts were monitored.

Table 3: COVID-19 specimen recorded at the Laboratories 03 January 2022

VARIABLES	TOTAL
Total samples received by the Laboratory	879 085
Total samples tested	861 686
Total samples re-tested	17 282
Total positive results	150 540
Total negative results	711 111
Total samples discarded	117
Invalid results	0
Total pending results	0
Indeterminant/Inconclusive	35
Suspected cases in 24 hours (excluding re-tests)	1 878

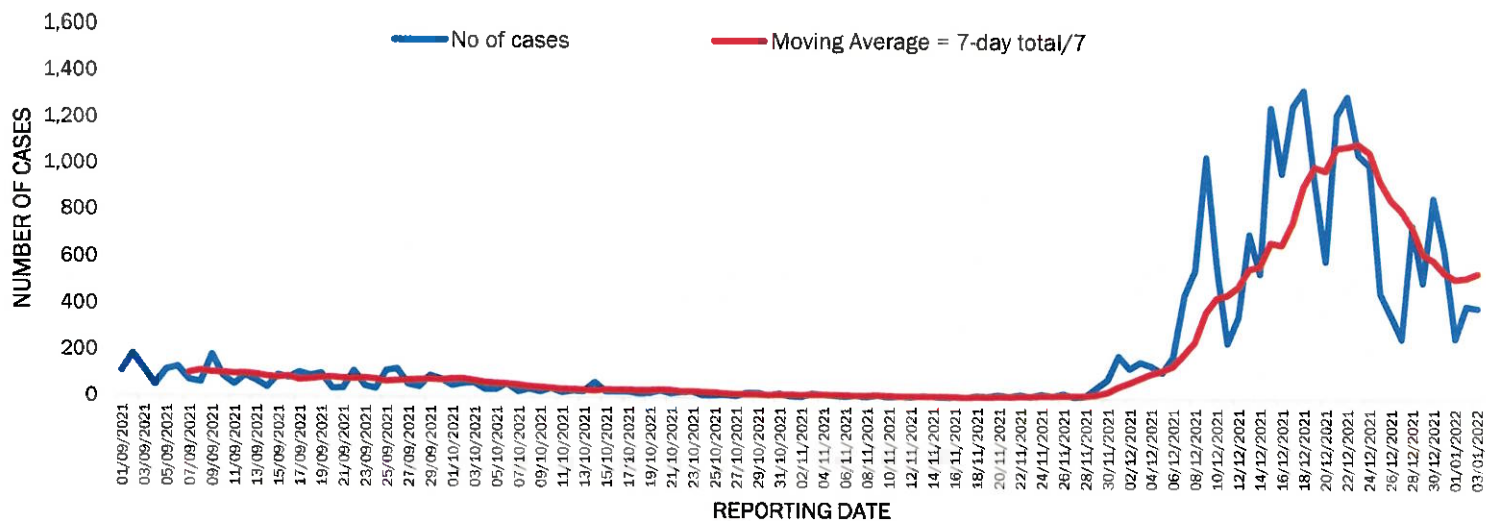


Figure 2: The 7 days moving average line chart for confirmed COVID-19 cases, 03 January 2022

➤ The highest peak of **12 787 (8%)** cases was recorded during week 25 of 2021 (Figure 3).

➤ The country has started seeing an increase in the daily number of confirmed cases from 13 in epi-week 47 to 526 in epi-week 52.

➤ The National Call Center continues operations for 24 hours daily.

➤ Today (03/01/2022), **572** calls were answered.

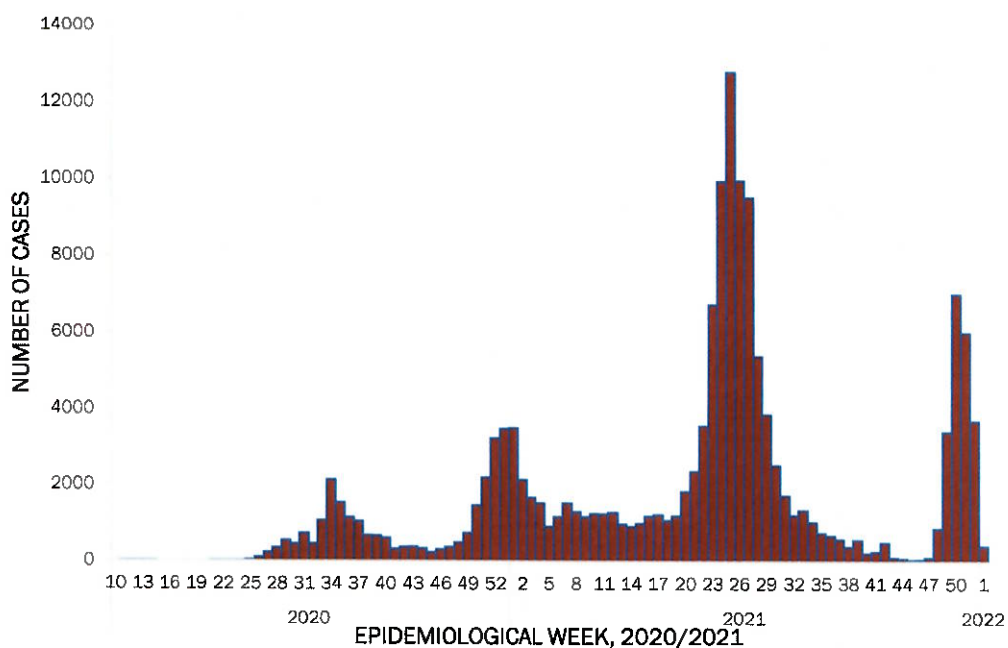


Figure 3: Epi-curve for confirmed COVID-19 cases, 03 January 2022

Table 4: Number of people in quarantine 03 January 2022

Region	Newly quarantined 24 hours	Cumulative number	Number discharged	Number in quarantine now
Erongo	0	6 949	6 947	2
Hardap	0	3 263	3 258	5
Kavango (East and West)	0	1 673	1 673	0
Khomas	0	3 733	3 723	10
Kharas	0	10 000	9 992	8
Kunene	0	6 493	6 493	0
Ohangwena	0	924	886	38
Omaheke	58	18 221	18 038	183
Omusati	0	3 774	3 611	163
Oshana	0	400	400	0
Oshikoto	175	25 940	25 727	213
Otjozondjupa	0	1 932	1 912	20
Zambezi	0	2 107	2 062	45
Total	233	85 409	84 722	687

➤ Since March 2020, **85 409** people have been placed into quarantine around the country.

➤ A total of **687** people are currently in quarantine, with **233** new admissions.

Table 5: Summary of COVID-19 vaccine doses administered, 03 January 2022

Region	Cumulative no. of persons vaccinated with doses of Sinopharm, AstraZeneca, Sputnik V, Pfizer and Jassen & Johnson		Targeted Population	Vaccination Coverage (%)	Cumulative no. of Healthcare Workers vaccinated with doses of Sinopharm, AstraZeneca, Sputnik V, Pfizer and Jassen & Johnson	
	1 st doses	Fully vaccinated			1 st doses	Fully vaccinated
Erongo	39 027	34 377	121 682	28%	1 408	1 071
Hardap	24 878	21 307	56 741	37%	525	432
Karas	20 535	17 021	55 489	31%	803	474
Kavango East	29 101	21 647	117 665	18%	1 212	961
Kavango West	20 308	16 892	29 228	57%	417	377
Khomas	94 507	81 541	286 641	28%	3990	2 972
Kunene	24 514	20 042	66 499	30%	658	514
Ohangwena	27 043	22 999	164 102	14%	819	642
Omaheke	18 706	14 286	51 765	28%	374	270
Omusati	26 223	22 887	139 451	16%	977	770
Oshana	21 716	19 203	126 374	15%	1 565	1 284
Oshikoto	21 447	19 086	124 395	15%	863	740
Otjozondjupa	30 237	26 514	97 903	27%	870	630
Zambezi	7 492	6 770	63 106	11%	633	590
Total	405 734	344 572	1 501 041	23%	15 114	11 727

Table 6: Summary of COVID-19 vaccine 3rd doses administered, 03 January 2022

Region	Cumulative no. of persons vaccinated		
	Sinopharm	AstraZeneca	Pfizer
Erongo	411	80	763
Hardap	196	0	299
Karas	150	24	46
Kavango East	115	2	51
Kavango West	54	0	18
Khomas	734	355	1 240
Kunene	69	17	1
Ohangwena	50	2	1
Omaheke	30	3	7
Omusati	156	23	61
Oshana	337	57	121
Oshikoto	189	32	13
Otjozondjupa	250	58	155
Zambezi	33	5	17
Total	2 774	658	2 793

PUBLIC HEALTH ACTION (S)

- The COVID-19 vaccination programme is ongoing throughout the country.
- Public Health measures continue to be enforced as the situation is closely monitored.
- The government and development partners continue to prioritize the continuation of essential health services.


CHALLENGES

- Slow vaccine uptake among members of the public, and circulation of anti-vaccination information.

RECOMMENDATIONS

- Encourage the public to get vaccinated and strengthen community health awareness to counteract anti-vaccination information in circulation.

APPROVED




INCIDENT MANAGER
03 JANUARY 2022




SECRETARIAT

For enquiries, please contact
Namibia Public Health Emergency Operations Centre;

 PHEOC@mhss.gov.na

 0800 100 100

 0851 100 100