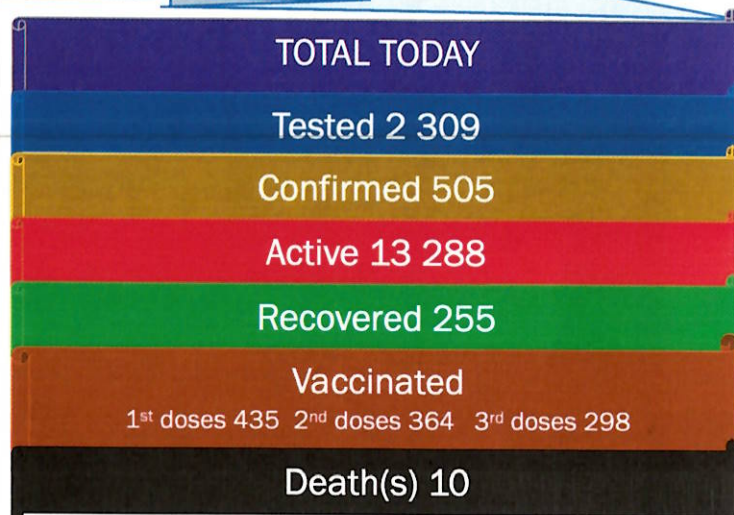
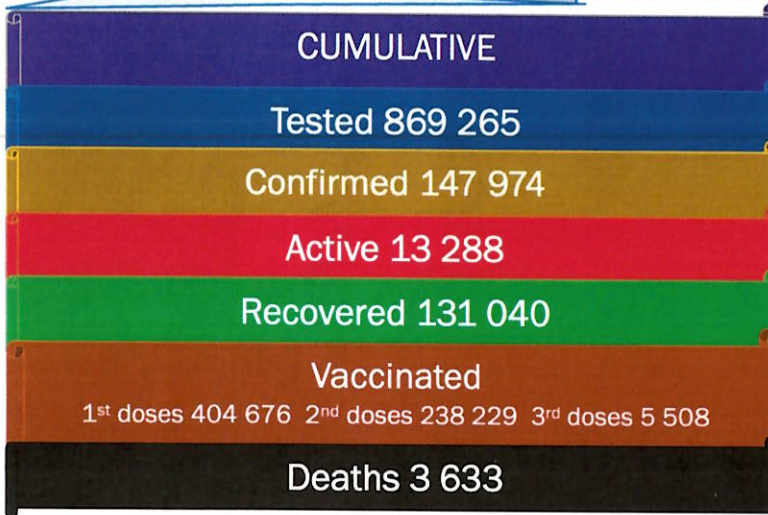




NAMIBIA COVID-19 SITUATION REPORT NO. 651

Outbreak Name	COVID-19 outbreak	Country affected	Namibia
Date & Time	29.12. 2021 17h00	Investigation start Date	13 March 2020
Prepared by	Surveillance Team		

HIGHLIGHTS/SITUATION UPDATE (29/12/2021)



- A daily increase of confirmed cases continue to be observed with concern and among them, majority are still not vaccinated . In the same vein we continue to observe increased hospitalized cases including those in ICU.
- A total of **147 074** cases have been recorded to-date, representing **6%** of the total population (**2 550 226**).
- More female cases **78 623 (53%)** have been recorded.
- Of the total confirmed cases, **5 059 (3%)** are Health Workers, with **20** new confirmations today.
 - 4 254 (84%) State; 797 (16%) Private, 8 (0.2%) Non-Governmental Organizations.
 - 4 682 (93%) recoveries and 25 (0.5%) deaths.
- The recovery rate now stands at **89%**.
- Khomas and Erongo regions reported the highest number of cases with **49 403 (34%)** and **21 513 (15%)** respectively.
- Of the total fatalities, **3 319 (91%)** are COVID-19 deaths while **314 (9%)** are COVID-19 related deaths.
- The case fatality rate now stands at **2.5%**.

Table 1: Distribution of confirmed COVID-19 cases by region, 29 December 2021

Region	Total cases daily	New reported re-infections	Total No. of cases	Active cases	Recoveries	Cumulative Deaths	Cumulative deaths with co-morbidities	Non-COVID deaths	Health Workers
Erongo	49	4	21 513	2 855	18 237	416	345	5	485
Hardap	14	1	8 107	293	7 553	261	163	0	151
Karas	105	6	9 202	989	8 059	154	132	0	278
Kavango East	30	6	5 834	270	5 352	210	122	2	260
Kavango West	3	0	682	34	628	20	17	0	43
Khomas	83	14	49 403	5 472	43 050	880	686	1	1 763
Kunene	20	1	4 592	422	4 042	128	92	0	148
Ohangwena	41	2	5 586	318	5 104	162	99	2	197
Omaheke	22	3	4 574	379	3 937	258	178	0	137
Omusati	22	1	6 522	413	5 870	239	145	0	233
Oshana	2	0	9 978	563	9 083	331	196	1	578
Oshikoto	21	2	7 357	419	6 757	179	143	2	352
Otjozondjupa	50	5	11 382	694	10 412	276	187	0	321
Zambezi	43	1	3 242	167	2 956	119	67	0	113
Total	505	46	147 974	13 288	131 040	3 633	2 572	13	5 059

Table 2: The current distribution for hospitalization of confirmed cases by region, 29 December 2021

Region	Hospitalized confirmed cases		Vaccinated		Intensive Care Unit		Vaccinated	
	Current	Previous	1 st dose	2 nd dose	Current	Previous	1 st dose	2 nd dose
Erongo	29	29	0	3	0	0	0	0
Hardap	5	5	0	0	0	0	0	0
Kharas	5	5	0	1	0	0	0	0
Kavango East	10	14	0	2	0	0	0	0
Kavango West	2	0	0	0	0	0	0	0
Khomas	90	93	3	11	22	17	0	2
Kunene	32	42	0	10	0	0	0	0
Ohangwena	11	20	3	3	0	0	0	0
Omaheke	10	10	0	0	0	0	0	0
Omusati	28	35	0	0	0	0	0	0
Oshana	52	50	1	0	3	4	0	1
Oshikoto	9	4	1	1	0	0	0	0
Otjozondjupa	12	12	0	1	0	0	0	0
Zambezi	17	17	0	0	0	0	0	0
Total	312	336	8	32	25	21	0	3

- Of the total confirmed cases, **90 016 (61%)** are in the 20-49 years age-brackets which constitutes the majority of the recorded cases.
- A total of **23 315 (16%)** of the confirmed cases are among the 5-19 years category.
- A total of **17 067 (12%)** of the confirmed cases are among the 50 - 59 years group.
- The under 5 years age group make up **3 197 (2%)** of the total cases whereas, **14 379 (10%)** are above 60 years of age.

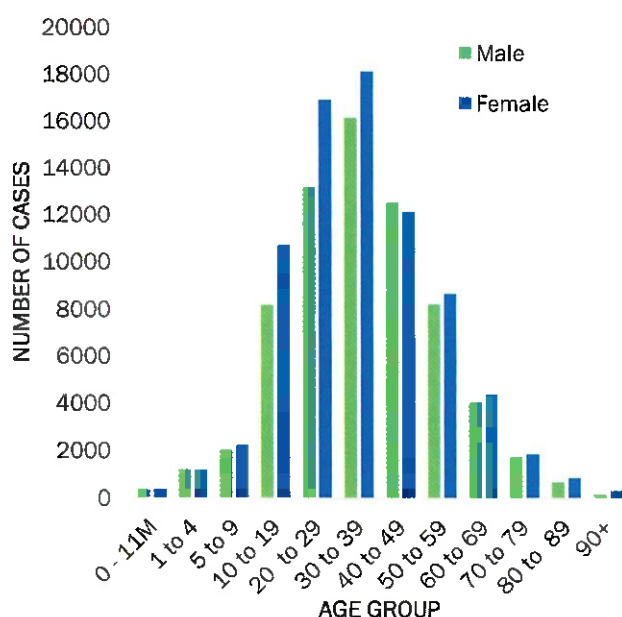


Figure 1: Age and Sex distribution of COVID-19 confirmed cases, 29 December 2021

- The laboratory testing capacity has been enhanced; with a total of twenty (20) laboratories carrying out the testing of samples: NIP, Path-Care, UNAM Molecular, Central Veterinary Laboratory, Namib Poultry, NAMDEB, NamPath, Namibia Central Pathology, DiagnoLab, High Care, Alpha Medical Laboratory, Des-Jo Medical Test Centre, ProQuest Diagnostic Laboratory, MAXI, Medlink Laboratory Services, Biotech Medical, Covisure, Star Care, Soweto Medical Center & Oshana Med Laboratory .
- To date, **869 265** tests (including **17 000** re-tests) have been conducted by authorized laboratories.
- Since the beginning of the outbreak, **158 012** contacts of confirmed cases have been identified, **727** new contacts were identified within the last 24 hours from **14** regions.
- Cumulatively, **153 181** contacts have completed their monitoring period, while **290** contacts are lost to follow-up and a total of **27 097 (18%)** contacts of confirmed cases have tested positive.
- Today, **1 811 (65%)** out of **2 788** active contacts were monitored.

Table 3: COVID-19 specimen recorded at the Laboratories 29 December 2021

VARIABLES	TOTAL
Total samples received by the Laboratory	869 382
Total samples tested	852 265
Total samples re-tested	17 000
Total positive results	147 974
Total negative results	704 261
Total samples discarded	117
Invalid results	0
Total pending results	0
Indeterminant/Inconclusive	30
Suspected cases in 24 hours (excluding re-tests)	2 231

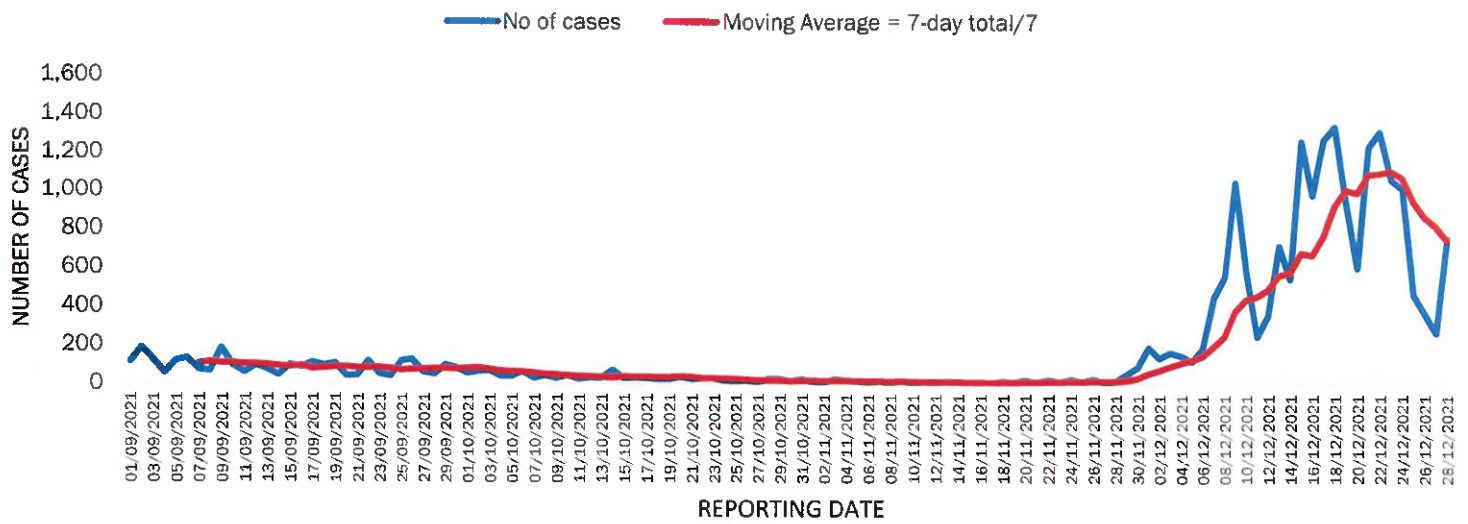


Figure 2: The 7 days moving average line chart for confirmed COVID-19 cases, 29 December 2021

➤ The highest peak of **12 787 (9%)** cases was recorded during week 25 of 2021 (Figure 3).

➤ The country has started seeing an increase in the daily number of confirmed cases from 13 in epi-week 47 to 939 in epi-week 50.

➤ The National Call Center continues operations for 24 hours daily.

➤ Today (29/12/2021), **540** calls were answered.

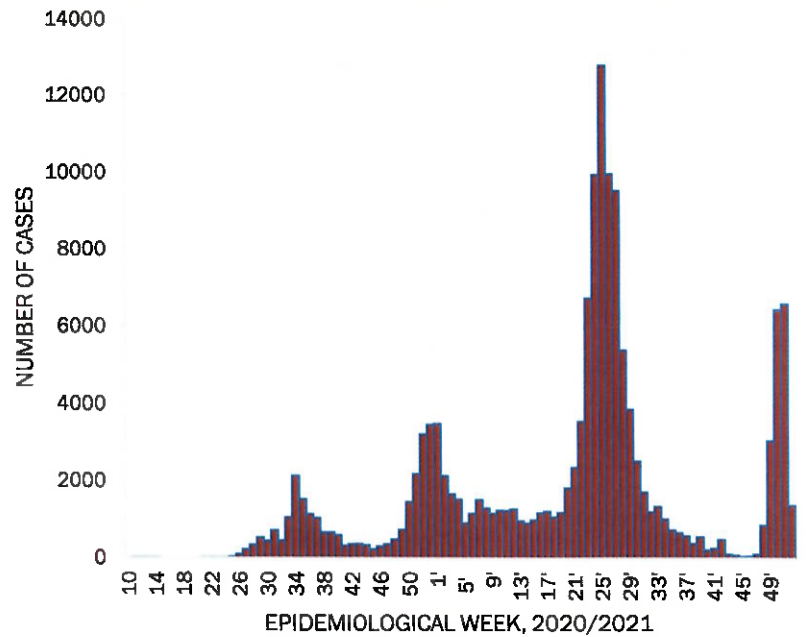


Figure 3: Epi-curve for confirmed COVID-19 cases, 29 December 2021

Table 4: Number of people in quarantine 29 December 2021

Region	Newly quarantined 24 hours	Cumulative number	Number discharged	Number in quarantine now
Erongo	0	6 949	6 943	6
Hardap	0	3 263	3 256	7
Kavango (East and West)	0	1 673	1 673	0
Khomas	0	3 733	3 717	16
Kharas	0	10 000	9 990	10
Kunene	0	6 493	6 493	0
Ohangwena	13	924	886	38
Omaheke	0	18 148	17 915	233
Omusati	41	3 761	3 486	275
Oshana	0	400	400	0
Oshikoto	0	25 556	25 340	216
Otjozondjupa	0	1 932	1 892	40
Zambezi	0	2 077	2 057	20
Total	54	84 909	84 048	861

➤ Since March 2020, **84 909** people have been placed into quarantine around the country.

➤ A total of **861** people are currently in quarantine, with **54** new admissions.

Table 5: Summary of COVID-19 vaccine doses administered, 29 December 2021

Region	Cumulative no. of persons vaccinated with doses of Sinopharm, AstraZeneca, Sputnik V, Pfizer and Jassen & Johnson		Targeted Population	Vaccination Coverage (%)	Cumulative no. of Healthcare Workers vaccinated with doses of Sinopharm, AstraZeneca, Sputnik V, Pfizer and Jassen & Johnson	
	1 st doses	Fully vaccinated			1 st doses	Fully vaccinated
Erongo	38 927	34 277	121 682	28%	1 408	1 071
Hardap	24 672	21 140	56 741	37%	524	431
Kharas	20 506	16 987	55 489	30%	803	474
Kavango East	29 074	21 618	117 665	18%	1 208	954
Kavango West	20 221	16 785	29 228	57%	417	377
Khomas	94 341	81 340	286 641	28%	3 989	2 965
Kunene	24 423	19 925	66 499	30%	649	505
Ohangwena	27 020	22 971	164 102	14%	819	642
Omaheke	18 672	14 250	51 765	27%	374	270
Omusati	26 121	22 752	139 451	16%	977	770
Oshana	21 656	19 091	126 374	15%	1 565	1 284
Oshikoto	21 392	19 017	124 395	15%	863	740
Otjozondjupa	30 183	26 461	97 903	27%	870	630
Zambezi	7 468	6 733	63 106	11%	633	590
Total	404 676	343 347	1 501 041	23%	15 099	11 703

Table 6: Summary of COVID-19 vaccine 3rd doses administered, 29 December 2021

Region	Cumulative no. of persons vaccinated		
	Sinopharm	AstraZeneca	Pfizer
Erongo	387	74	684
Hardap	171	0	178
Kharas	143	24	35
Kavango East	111	2	44
Kavango West	52	0	15
Khomas	685	322	1127
Kunene	53	11	0
Ohangwena	48	2	1
Omaheke	21	3	4
Omusati	141	20	61
Oshana	285	57	98
Oshikoto	180	26	13
Otjozondjupa	205	58	126
Zambezi	25	3	13
Total	2 507	602	2 399

PUBLIC HEALTH ACTION (S)

- The COVID-19 vaccination programme is ongoing throughout the country.
- Public Health measures continue to be enforced as the situation is closely monitored.
- The government and development partners continue to prioritize the continuation of essential health services.

CHALLENGES

- Slow vaccine uptake among members of the public, and circulation of anti-vaccination information.

RECOMMENDATIONS

- Encourage the public to get vaccinated and strengthen community health awareness to counteract anti-vaccination information in circulation.

APPROVED




INCIDENT MANAGER
29 DECEMBER 2021



SECRETARIAT

For enquiries, please contact
Namibia Public Health Emergency Operations Centre;

 PHEOC@mhss.gov.na

 0800 100 100

 0851 100 100