



NAMIBIA COVID-19 SITUATION REPORT NO. 627

Outbreak Name	COVID-19 outbreak	Country affected	Namibia
Date & Time	05.12.2021 20h00	Investigation start Date	13 March 2020
Prepared by	Surveillance Team		

HIGHLIGHTS/SITUATION UPDATE (05)

CUMULATIVE	TOTAL TODAY
Tested 803 205	Tested 1 616
Confirmed 130 051	Confirmed 113
Active 925	Active 925
Recoveries 125 540	Recoveries 0
Vaccinated 1 st doses 378 163 2 nd doses 230 614	Vaccinated 1 st doses 1 166 2 nd doses 341
Death 3 574	Death 0

- A total of **130 051** cases have been recorded to-date, representing **5%** of the total population (**2 550 226**).
- More female cases **69 187 (53%)** have been recorded.
- Of the total confirmed cases, **4 409 (3%)** are Health Workers, with **9** new confirmations today.
 - 3 680 (83%) State; 721 (16%) Private, 8 (0.2%) Non-Governmental Organizations.
 - 4 361 (99%) recoveries and 25 (0.6%) deaths.
- The recovery rate now stands at **96.5%**.
- Khomas and Erongo regions reported the highest number of cases with **42 535 (33%)** and **18 569 (14%)** respectively.
- Of the total fatalities, **3 276 (92%)** are COVID-19 deaths while **298 (8%)** are COVID-19 related deaths. The case fatality rate now stands at **2.7%**.

Table 1: Distribution of confirmed COVID-19 cases by region, 05 December 2021

Region	Total cases daily	Total No. of cases	Active cases	Recoveries	Cumulative Deaths	Cumulative deaths with co-morbidities	Non-COVID deaths	Health Workers
Erongo	30	18 569	95	18 058	411	341	5	420
Hardap	0	7 623	10	7 355	258	161	0	135
Karas	5	7 940	49	7 739	152	130	0	243
Kavango East	5	5 530	7	5 314	208	122	1	246
Kavango West	0	645	0	626	19	16	0	42
Khomas	62	42 535	698	40 971	865	676	1	1 534
Kunene	0	3 746	2	3 620	124	89	0	97
Oshana	0	5 122	2	4 962	156	97	2	163
Omaheke	1	4 017	12	3 752	253	174	0	123
Omusati	1	5 810	5	5 574	231	139	0	181
Oshana	1	9 177	14	8 831	331	196	1	531
Oshikoto	0	6 771	5	6 589	175	140	2	319
Otjozondjupa	8	9 555	22	9 259	274	185	0	269
Zambezi	0	3 011	4	2 890	117	67	0	106
Total	113	130 051	925	125 540	3 574	2 533	12	4 409

EPIDEMIOLOGICAL SITUATION IN NAMIBIA

- Of the total confirmed cases, **77 007 (59%)** are in the 20-49 years age-brackets which constitutes the majority of the recorded cases.
- A total of **21 739 (17%)** of the confirmed cases are among the 5-19 years category.
- A total of **15 309 (12%)** of the confirmed cases are among the 50 - 59 years group.
- The under 5 years age group make up **2 949 (2%)** of the total cases whereas, **13 047 (10%)** are above 60 years of age.

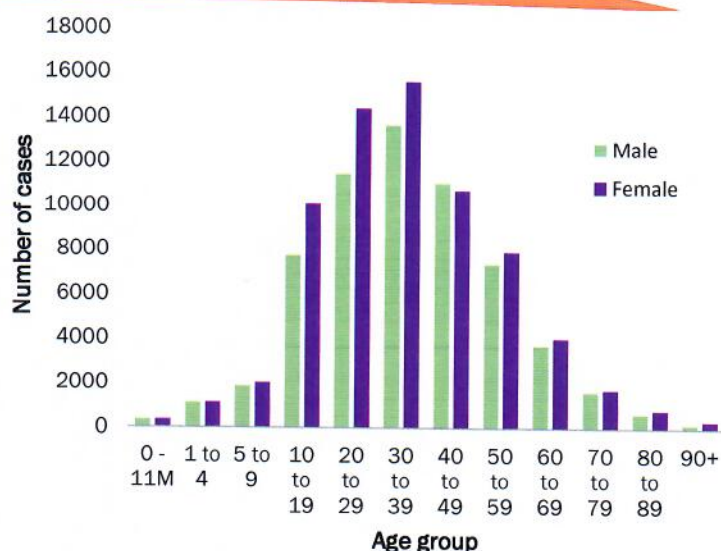


Figure 1: Age and Sex distribution of COVID-19 confirmed cases 05 December 2021

Table 2: The current distribution for hospitalization of confirmed cases by region, 05 December 2021

Region	Hospitalized confirmed cases	Intensive Care Unit
Erongo	1	0
Hardap	0	0
!Kharas	3	0
Kavango East	0	0
Kavango West	0	0
Khomas	19	3
Kunene	0	0
Ohangwena	0	0
Omaheke	0	0
Omusati	0	0
Oshana	0	0
Oshikoto	1	0
Otjozondjupa	0	0
Zambezi	4	0
Total	28	3

Table 3: COVID-19 specimen recorded at the Laboratories 05 December 2021

VARIABLES	TOTAL
Total samples received by the Laboratory	803 322
Total samples tested	788 675
Total samples re-tested	14 530
Total positive results	130 051
Total negative results	658 618
Total samples discarded	117
Invalid results	0
Total pending results	0
Indeterminant/Inconclusive	6
Suspected cases in 24 hours (excluding re-tests)	1 594

- The laboratory testing capacity has been enhanced; with a total of sixteen (16) laboratories carrying out the testing of samples: NIP, Path-Care, UNAM Molecular, Central Veterinary Laboratory, Namib Poultry, NAMDEB, NamPath, Namibia Central Pathology, DiagnoLab, High Care, Alpha Medical Laboratory, Des-Jo Medical Test Centre, ProQuest Diagnostic Laboratory, MAXI, Medlink Laboratory Services and Biotech Medical.
- To date, **803 205** tests (including **14 530** re-tests) have been conducted by authorized laboratories.
- Since the beginning of the outbreak, **147 933** contacts of confirmed cases have been identified, **131** new contacts were identified within the last 24 hours from 10 regions.
- Cumulatively, **145 687** contacts have completed their monitoring period, while **290** contacts are lost to follow-up and a total of **25 538 (20%)** contacts of confirmed cases have tested positive.
- Today, **228 (42%)** out of **543** active contacts were monitored.

- The highest peak of **12 787 (10%)** cases was recorded during week 25 of 2021 (Figure 1).
- The country has started seeing an increase in the daily number of confirmed cases from 13 in the previous epi-week to 122 in the current epi-week.

- The National Call Center continues operations for 24 hours daily.
- Today (05/12/2021), **612** calls were answered.

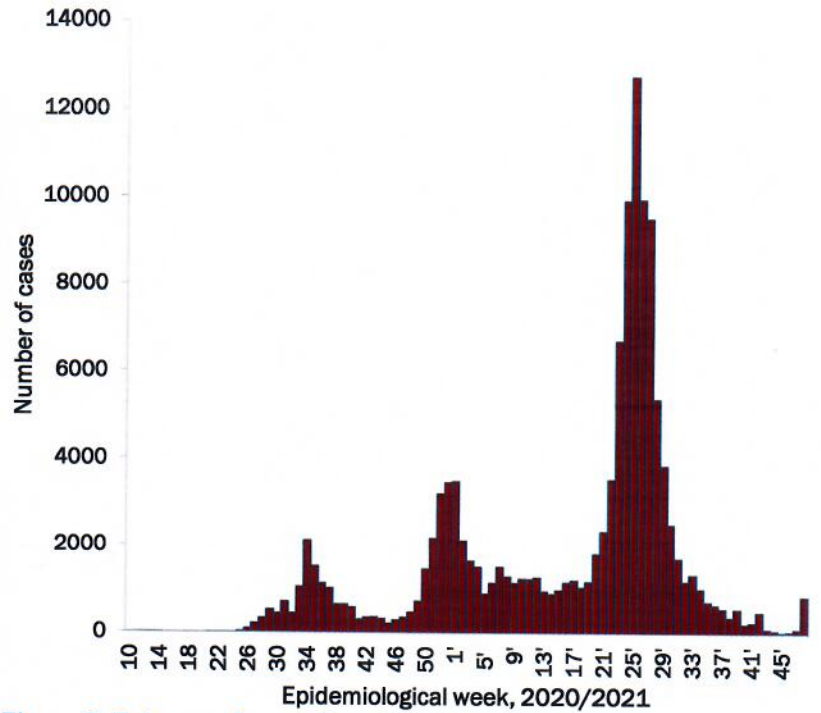


Figure 2: Epi-curve for confirmed COVID-19 cases, 05 December 2021

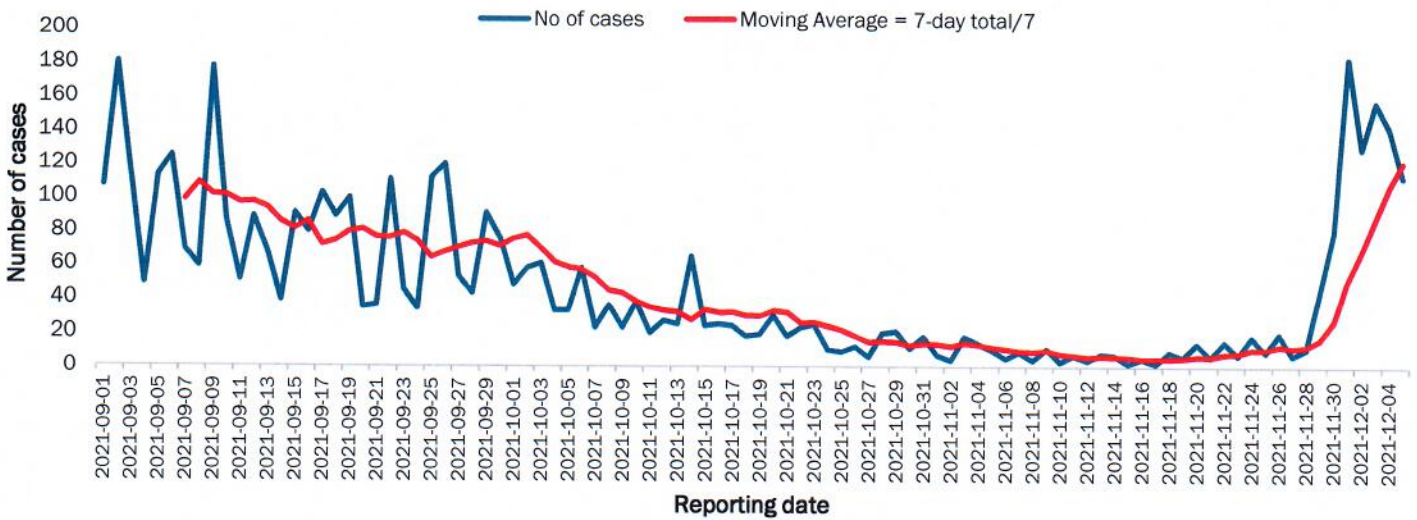


Figure 3: The 7 days moving average line chart for confirmed COVID-19 cases, 05 December 2021

Table 4: Number of people in quarantine 05 December 2021

Region	Newly quarantined 24 hours	Cumulative number	Number discharged	Number in quarantine now
Erongo	0	6 939	6 933	6
Hardap	0	3 241	3 241	0
Kavango (East and West)	0	1 673	1 673	0
Khomas	0	3 710	3 703	7
Kharas	0	10 000	9 919	81
Kunene	0	6 493	6 493	0
Ohangwena	0	880	880	0
Omaheke	10	17 731	17 635	96
Omusati	9	3 441	3 432	9
Oshana	0	400	400	0
Oshikoto	0	24 511	24 469	42
Otjozondjupa	27	1 932	1 880	52
Zambezi	0	2 032	2 029	3
Total	46	82 983	82 687	296

- Since March 2020, **82 983** people have been placed into quarantine around the country.
- A total of **296** people are currently in quarantine, with **46** new admissions.

Table 5: Summary of COVID-19 vaccine doses administered, 05 December 2021

Region	Cumulative no. of persons vaccinated with doses of Sinopharm, AstraZeneca, Sputnik V, Pfizer and Jassen & Johnson		Targeted Population	Vaccination Coverage (%)	Cumulative no. of Healthcare Workers vaccinated with doses of Sinopharm, AstraZeneca, Sputnik V, Pfizer and Jassen & Johnson	
	1 st doses	Fully vaccinated			1 st doses	Fully vaccinated
Erongo	37 045	32 507	121 682	27%	1 365	1 030
Hardap	22 633	19 163	56 741	34%	517	425
Karas	17 610	15 603	55 489	28%	672	387
Kavango East	24 727	17 608	117 665	15%	1 187	942
Kavango West	17 039	14 127	29 228	48%	417	377
Khomas	90 782	77 822	286 641	27%	3 936	2 898
Kunene	23 476	18 874	66 499	28%	647	504
Ohangwena	25 673	21 502	164 102	13%	811	635
Omaheke	17 566	13 150	51 765	25%	373	269
Omusati	24 827	21 435	139 451	15%	956	748
Oshana	20 584	18 079	126 374	14%	1 506	1 247
Oshikoto	20 343	17 896	124 395	14%	855	734
Otjozondjupa	28 715	24 929	97 903	25%	852	622
Zambezi	7 143	6 385	63 106	10%	633	589
Total	378 163	319 080	1 501 041	21%	14 727	11 407

PUBLIC HEALTH ACTION (S)

- The COVID-19 vaccination programme is ongoing throughout the country.
- Public Health measures continue to be enforced as the situation is closely monitored.
- The government and development partners continue to prioritize the continuation of essential health services.

CHALLENGES

- Slow vaccine uptake among members of the public, and circulation of anti-vaccination information.

RECOMMENDATIONS

- Encourage the public to get vaccinated and strengthen community health awareness to counteract anti-vaccination information in circulation.

APPROVED

[Signature]

INCIDENT MANAGER
05 DECEMBER 2021


[Signature]


SECRETARIAT

For enquiries, please contact

Namibia Public Health Emergency Operations Centre;

 PHEOC@mhss.gov.na

 0800 100 100

 0851 100 100