




NAMIBIA COVID-19 SITUATION REPORT NO. 608

Outbreak Name	COVID-19 outbreak	Country affected	Namibia
Date & Time	16.11. 2021 17h00	Investigation start Date	13 March 2020
Prepared by	Surveillance Team		

HIGHLIGHTS/SITUATION UPDATE (16/11/2021)



- A total of **129 074** cases have been recorded to-date, representing **5%** of the total population (**2 550 226**).
- More female cases **68 670 (53%)** have been recorded.
- Of the total confirmed cases, **4 359 (3%)** are Health Workers, with no new confirmation today.
 - 3 640 (84%) State; 711 (16%) Private, 8 (0.2%) Non-Governmental Organizations.
 - 4 353 (99%) recoveries and 25 (0.6%) deaths.
- The recovery rate now stands at **97%**.
- Khomas and Erongo regions reported the highest number of cases with **41 827 (32%)** and **18 471 (14%)** respectively.
- Of the total fatalities, **3 272 (92%)** are COVID-19 deaths while **295 (8%)** are COVID-19 related deaths. The case fatality rate now stands at **2.8%**.

Table 1: Distribution of confirmed COVID-19 cases by region, 16 November 2021

Region	Total cases daily	Total No. of cases	Active cases	Recoveries	Cumulative Deaths	Cumulative deaths with co-morbidities	Non-COVID deaths	Health Workers
Erongo	2	18 471	9	18 046	411	341	5	418
Hardap	0	7 613	1	7 354	258	161	0	133
Kharas	0	7 885	5	7 728	152	130	0	242
Kavango East	1	5 520	1	5 314	204	122	1	246
Kavango West	0	645	0	626	19	16	0	38
Khomas	0	41 827	20	40 942	864	676	1	1 500
Kunene	0	3 742	4	3 614	124	89	0	97
Oshana	0	5 122	7	4 957	156	97	2	163
Omaheke	0	4 006	1	3 752	253	174	0	122
Omusati	0	5 801	3	5 567	231	139	0	181
Oshana	0	9 158	5	8 822	330	196	1	529
Oshikoto	0	6 766	25	6 564	175	140	2	319
Otjozondjupa	2	9 511	5	9 233	273	185	0	265
Zambezi	0	3 007	4	2 886	117	67	0	106
Total	5	129 074	90	125 405	3 567	2 533	12	4 359

EPIDEMIOLOGICAL SITUATION IN NAMIBIA

Table 2: The current distribution for hospitalization of confirmed cases by region, 16 November 2021

Region	Hospitalized confirmed cases	Intensive Care Unit
Erongo	1	0
Hardap	0	0
ǀKharas	0	0
Kavango East	0	0
Kavango West	0	0
Khomas	3	3
Kunene	1	0
Ohangwena	1	0
Omaheke	0	0
Omusati	0	0
Oshana	2	0
Oshikoto	1	0
Otjozondjupa	0	0
Zambezi	0	0
Total	9	3

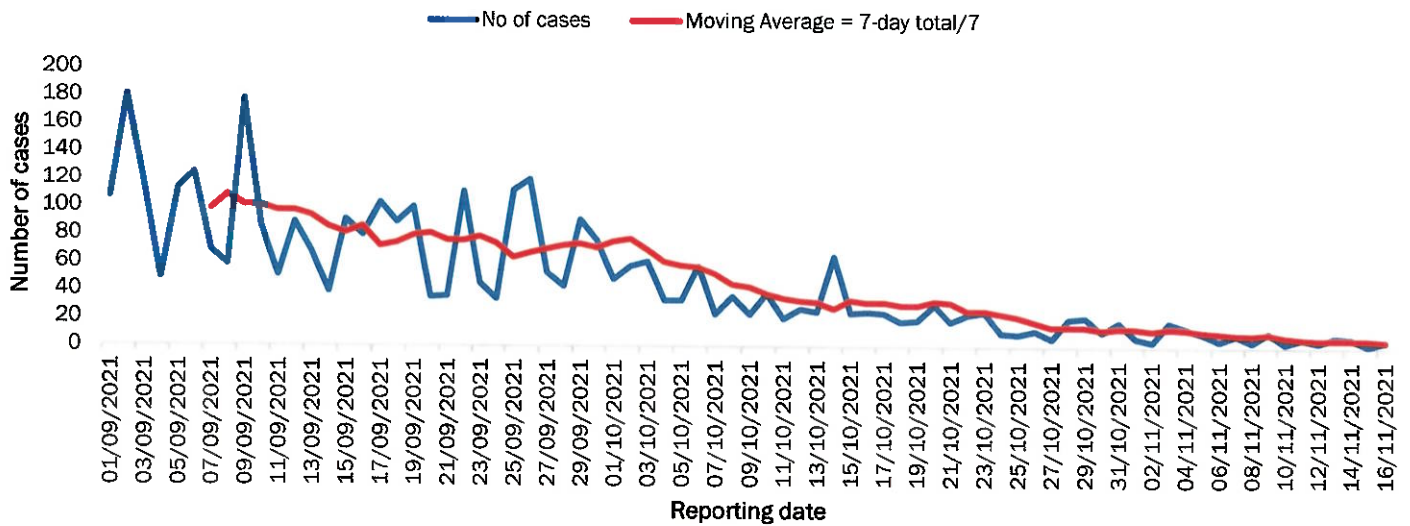


Figure 1: The 7 days moving average line chart for confirmed COVID-19 cases, 16 November 2021

- The highest peak of **12 787 (10%)** cases was recorded during week 25 of 2021 (Figure 1).
- After a peak in epi-week 25, the country has seen a gradual reduction in the average number of confirmed cases from 1 598 to 5 in epi-week 45.
- The number of cases have plateaued in the last eleven (11) weeks as seen in the graph.

- The National Call Center continues operations for 24 hours daily.
- Today (16/11/2021), **324** calls were answered.

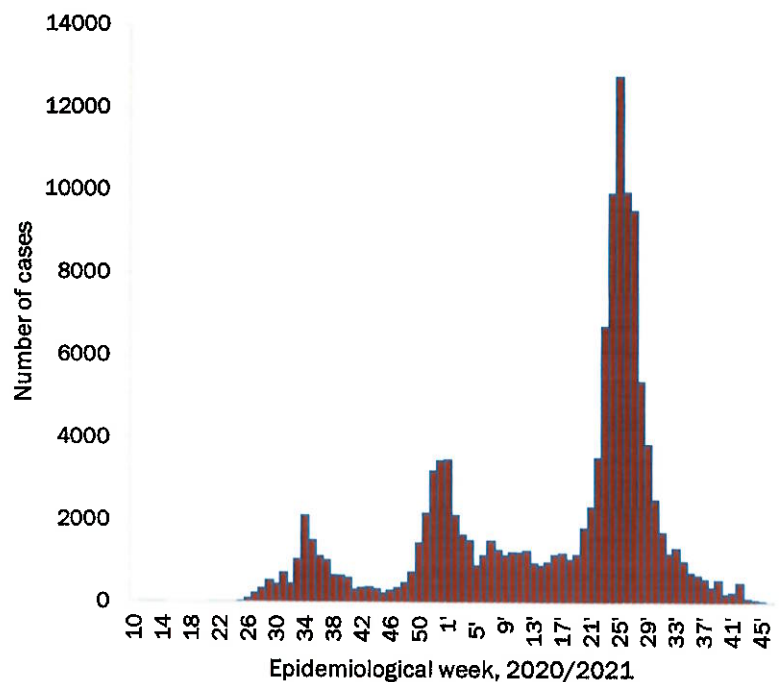


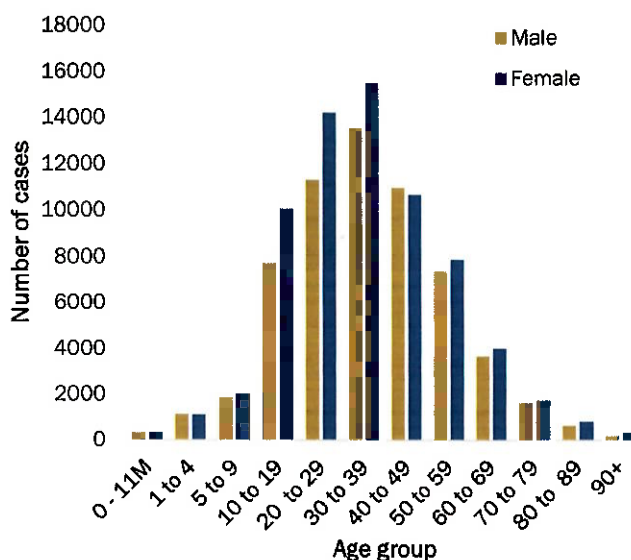
Figure 2: Epi-curve for confirmed COVID-19 cases, 16 November 2021

**Table 3: COVID-19 specimen recorded at the Laboratories
16 November 2021**

VARIABLES	TOTAL
Total samples received by the Laboratory	773 521
Total samples tested	759 029
Total samples re-tested	14 375
Total positive results	129 074
Total negative results	629 953
Total samples discarded	117
Invalid results	0
Total pending results	0
Indeterminant/Inconclusive	2
Suspected cases in 24 hours (excluding re-tests)	1 550

- The laboratory testing capacity has been enhanced; with a total of fifteen (15) laboratories carrying out the testing of samples: NIP, Path-Care, UNAM Molecular, Central Veterinary Laboratory, Namib Poultry, NAMDEB, NamPath, Namibia Central Pathology, DiagnoLab, High Care, Alpha Medical Laboratory, Des-Jo Medical Test Centre, ProQuest Diagnostic Laboratory, MAXI and Medlink Laboratory Services.
- To date, **773 404** tests (including **14 375** re-tests) have been conducted by authorized laboratories.
- Since the beginning of the outbreak, **147 075** contacts of confirmed cases have been identified, **36** new contacts were identified within the last 24 hours from 12 regions.
- Cumulatively, **145 264** contacts have completed their monitoring period, while **290** contacts are lost to follow-up and a total of **25 417 (20%)** contacts of confirmed cases have tested positive.
- Today, **66 (74%)** out of **89** active contacts were monitored.

- Of the total confirmed cases, **76 226 (59%)** are in the 20-49 years age-brackets which constitutes the majority of the recorded cases.
- A total of **21 658 (17%)** of the confirmed cases are among the 5-19 years category.
- A total of **15 255 (12%)** of the confirmed cases are among the 50 - 59 years group.
- The under 5 years age group make up **2 934 (2%)** of the total cases whereas, **13 002 (10%)** are above 60 years of age.



**Table 4: Number of people in quarantine
16 November 2021**

Region	Newly quarantined 24 hours	Cumulative number	Number discharged	Number in quarantine now
Erongo	0	6 931	6 931	0
Hardap	0	3 233	3 232	1
Kavango (East and West)	0	1 673	1 673	0
Khomas	0	3 703	3 701	2
Kharas	0	9 909	9 909	0
Kunene	0	6 493	6 490	3
Ohangwena	0	880	880	0
Omaheke	48	17 503	17 445	58
Omusati	3	3 415	3 403	0
Oshana	0	400	400	0
Oshikoto	10	24 269	24 254	15
Otjozondjupa	0	1 834	1 834	0
Zambezi	3	2 032	2 029	3
Total	64	82 275	82 181	94

**Figure 3: Age and Sex distribution of COVID-19 confirmed cases
16 November 2021**

- Since March 2020, **82 275** people have been placed into quarantine around the country.
- A total of **94** people are currently in quarantine, with **64** new admissions.

Table 5: Summary of COVID-19 vaccine doses administered, 16 November 2021

Region	Cumulative no. of persons vaccinated with doses of Sinopharm, AstraZeneca, Sputnik V, Pfizer and Jassen & Johnson		Targeted Population	Vaccination Coverage (%)	Cumulative no. of Healthcare Workers vaccinated with doses of Sinopharm, AstraZeneca, Sputnik V, Pfizer and Jassen & Johnson	
	1 st doses	Fully vaccinated			1 st doses	Fully vaccinated
Erongo	33 981	29 366	121 682	24%	1 214	875
Hardap	21 020	17 239	56 741	30%	504	415
Karas	16 249	14 003	55 489	25%	667	382
Kavango East	22 072	15 210	117 665	13%	1 166	908
Kavango West	13 905	11 207	29 228	38%	413	371
Khomas	86 405	73 185	286 641	26%	3 836	2 797
Kunene	21 831	16 793	66 499	25%	641	486
Oshana	23 696	19 104	164 102	12%	788	609
Omaheke	16 156	11 485	51 765	22%	369	260
Omusati	22 989	19 132	139 451	14%	922	718
Oshana	19 394	16 697	126 374	13%	1 455	1 194
Oshikoto	19 271	16 586	124 395	13%	842	722
Otjozondjupa	26 552	22 749	97 903	23%	835	612
Zambezi	6 561	5 728	63 106	9%	603	547
Total	350 082	288 484	1 501 041	19%	14 255	10 896

PUBLIC HEALTH ACTION (S)

- The country continues to conduct genomic sequencing to detect the COVID-19 variants circulating in Namibia.
- Commencement of consultations and scoping work for the introduction and utilization of Digital Vaccination Certificates solutions in Namibia.
- The COVID-19 vaccination programme is ongoing throughout the country.
- Public Health measures continue to be enforced as the situation is closely monitored.
- The government and development partners continue to prioritize the continuation of essential health services.

CHALLENGES

- Slow vaccine uptake among members of the public, and circulation of anti-vaccination information.


RECOMMENDATIONS

- Encourage the public to get vaccinated and strengthen community health awareness to encounter anti-vaccination information in circulation.

APPROVED




INCIDENT MANAGER
16 NOVEMBER 2021




SECRETARIAT

For enquiries, please contact
Namibia Public Health Emergency Operations Centre;

 PHEOC@mhss.gov.na

 0800 100 100

 0851 100 100