



**NAMIBIA COVID-19 SITUATION REPORT NO. 572**

Outbreak Name	COVID-19 outbreak	Country affected	Namibia
Date & Time	11 October 2021 17h00	Investigation start Date	13 March 2020
Prepared by	Surveillance Team		

**HIGHLIGHTS/SITUATION UPDATE (11/10/2021)**

CUMULATIVE	TOTAL TODAY
Tested 723 996	Tested 1 377
Confirmed 128 187	Confirmed 20
Active 910	Active 910
Recoveries 123 736	Recoveries 156
Vaccinated 1 <sup>st</sup> doses 288 695 2 <sup>nd</sup> doses 186 390	Vaccinated 1 <sup>st</sup> doses 2 702 2 <sup>nd</sup> doses 2 413
Deaths 3 529	Deaths 2

- A total of **128 187** cases have been recorded to-date, representing **5%** of the total population (**2 550 226**).
- More female cases **68 214 (53%)** have been recorded.
- Of the total confirmed cases, **4 343 (3%)** are Health Workers, with no new confirmation today.
  - 3 624 (83%) State; 711 (16%) Private, 8 (0.2%) Non-Governmental Organizations.
  - 4 303 (99%) recoveries and 25 (0.6%) deaths.
- The recovery rate now stands at **97%**.
- Khomas and Erongo regions reported the highest number of cases with **41 625 (33%)** and **18 295 (14%)** respectively.
- Of the total fatalities, **3 241 (92%)** are COVID-19 deaths while **288 (8%)** are COVID-19 related deaths. The case fatality rate now stands at **2.8%**.

**Table 1: Distribution of confirmed COVID-19 cases by region, 11 October 2021**

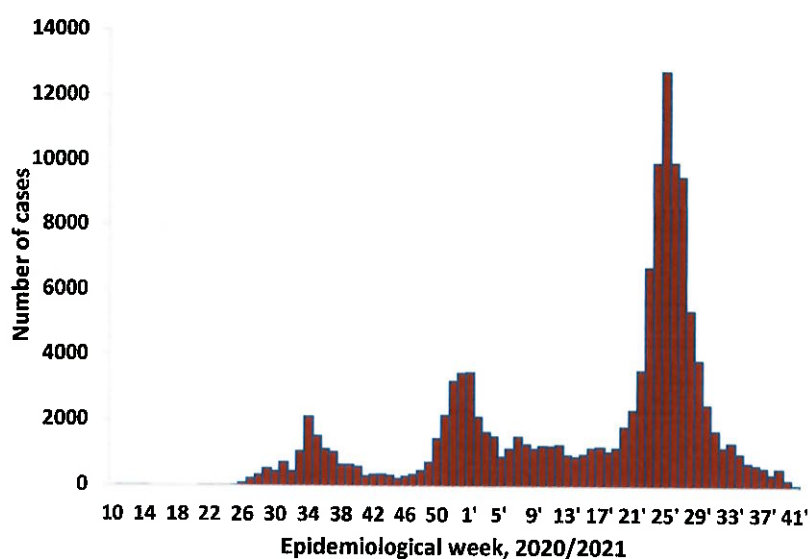
Region	Total cases daily	Total No. of cases	Active cases	Recoveries	Cumulative Deaths	Cumulative deaths with co-morbidities	Non-COVID deaths	Health Workers
Erongo	5	18 295	18	17 861	411	341	5	417
Hardap	0	7 598	42	7 298	258	161	0	133
Kharas	3	7 823	13	7 662	148	127	0	241
Kavango East	5	5 504	12	5 296	195	117	1	246
Kavango West	0	640	1	621	18	16	0	38
Khomas	2	41 625	421	40 341	862	674	1	1 493
Kunene	0	3 720	56	3 544	120	88	0	97
Oshana	1	5 050	158	4 737	153	95	2	162
Omaheke	0	3 985	3	3 731	251	173	0	122
Omusati	1	5 701	23	5 451	227	136	0	181
Oshana	1	9 094	121	8 644	328	195	1	525
Oshikoto	0	6 745	28	6 542	173	138	2	319
Otjozondjupa	0	9 412	4	9 138	270	185	0	263
Zambezi	2	2 995	10	2 870	115	66	0	106
<b>Total</b>	<b>20</b>	<b>128 187</b>	<b>910</b>	<b>123 736</b>	<b>3 529</b>	<b>2 512</b>	<b>12</b>	<b>4 343</b>



## EPIDEMIOLOGICAL SITUATION IN NAMIBIA

**Table 2: The current distribution for hospitalization of confirmed cases by region, 11 October 2021**

Region	Hospitalized confirmed cases	Intensive Care Unit
Erongo	2	0
Hardap	3	0
Kharas	1	0
Kavango East	8	0
Kavango West	1	0
Khomas	9	2
Kunene	5	0
Ohangwena	8	0
Omaheke	0	0
Omusati	4	0
Oshana	9	3
Oshikoto	4	1
Otjozondjupa	0	0
Zambezi	0	0
<b>Total</b>	<b>54</b>	<b>6</b>



- The highest peak of **12 787 (10%)** cases was recorded during week 25 of 2021 (Figure 1).
- After a peak in epi-week 25, the country has seen a gradual reduction in the average number of confirmed cases from 1 598 to 29 in epi-week 40.
- The number of cases have plateaued in the last five weeks as seen in the graph.

- The National Call Center continues operations for 24 hours daily.
- Today (11/10/2021), **570** calls were answered.

**Figure 1: Epi-curve for confirmed COVID-19 cases, 11 October 2021**

- The laboratory testing capacity has been enhanced; with a total of fifteen (15) laboratories carrying out the testing of samples: NIP, Path-Care, UNAM Molecular, Central Veterinary Laboratory, Namib Poultry, NAMDEB, NamPath, Namibia Central Pathology, DiagnoLab, High Care, Alpha Medical Laboratory, Des-Jo Medical Test Centre, ProQuest Diagnostic Laboratory, MAXI and Medlink Laboratory Services.
- To date, **723 996** tests (including **14 304** re-tests) have been conducted by authorized laboratories.
- Since the beginning of the outbreak, **144 740** contacts of confirmed cases have been identified, **196** new contacts were identified within the last 24 hours from 11 regions.
- Cumulatively, **142 255** contacts have completed their monitoring period, while **288** contacts are lost to follow-up and a total of **25 301 (20%)** contacts of confirmed cases have tested positive.
- Today, **247 (34%)** out of **726** active contacts were monitored.

**Table 3: COVID-19 specimen recorded at the Laboratories 11 October 2021**

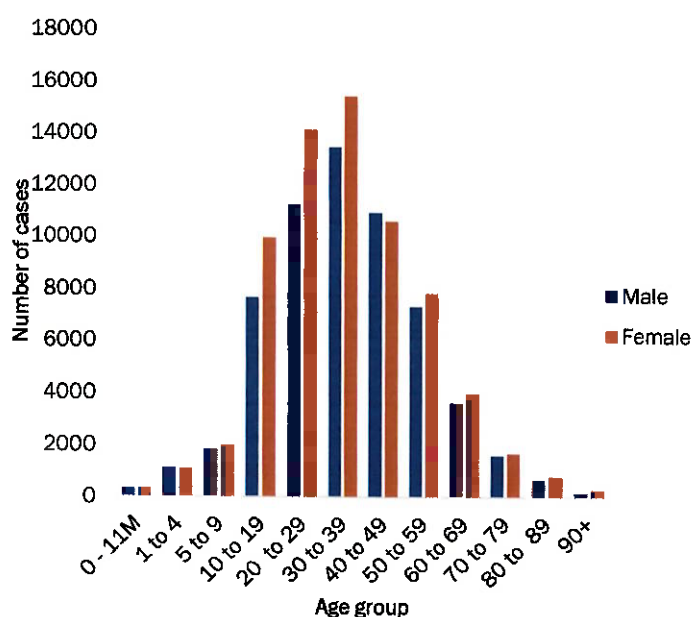
VARIABLES	TOTAL
Total samples received by the Laboratory	724 113
Total samples tested	709 692
Total samples re-tested	14 304
Total positive results	128 187
Total negative results	581 491
Total samples discarded	117
Invalid results	0
Total pending results	7
Indeterminant/Inconclusive	7
Suspected cases in 24 hours (excluding re-tests)	1 374



**Table 4: Number of people in quarantine, 11 October 2021**

Region	Newly quarantined 24 hours	Cumulative number	Number discharged	Number in quarantine now
Erongo	0	6 931	6 891	40
Hardap	7	3 166	3 159	7
Kavango (East and West)	0	1 673	1 673	0
Khomas	0	3 697	3 697	0
Kharas	0	9 909	9 809	100
Kunene	0	6 493	6 293	200
Ohangwena	0	695	695	0
Omaheke	59	15 835	15 746	89
Omusati	0	3 191	3 165	26
Oshana	0	400	400	0
Oshikoto	78	23 562	23 472	90
Otjozondjupa	0	1 804	1 798	6
Zambezi	0	2 026	1 991	35
<b>Total</b>	<b>144</b>	<b>79 382</b>	<b>78 789</b>	<b>593</b>

- Since March 2020, **79 382** people have been placed into quarantine around the country.
- A total of **593** people are currently in quarantine, with **144** admissions.



**Figure 2: Age and Sex distribution of COVID-19 confirmed cases 11 October 2021**

- Of the total confirmed cases, **75 813 (59%)** are in the 20-49 years age-brackets which constitutes the majority of the recorded cases.
- A total of **21 483 (17%)** of the confirmed cases are among the 5-19 years category.
- A total of **15 148 (12%)** of the confirmed cases are among the 50 - 59 years group.
- The under 5 years age group make up **2 909 (2%)** of the total cases whereas, **12 834 (10%)** are above 60 years of age.

**Table 5: Summary of COVID-19 vaccine doses administered, 11 October 2021**

Region	Cumulative no. of persons vaccinated with doses of Sinopharm, AstraZeneca, Sputnik V, Pfizer and Jassen & Johnson		Targeted Population	Vaccination Coverage (%)	Cumulative no. of Healthcare Workers vaccinated with doses of Sinopharm, AstraZeneca, Sputnik V, Pfizer and Jassen & Johnson	
	1 <sup>st</sup> doses	Fully vaccinated			1 <sup>st</sup> doses	Fully vaccinated
Erongo	30 454	23 723	121 682	19%	1 099	789
Hardap	18 304	13 678	56 741	24%	470	377
Kharas	12 926	10 075	55 489	18%	626	334
Kavango East	14 455	8 692	117 665	7%	948	654
Kavango West	7 036	5 789	29 228	19%	341	276
Khomas	76 024	57 660	286 641	20%	3 568	2 480
Kunene	17 186	11 477	66 499	16%	623	384
Ohangwena	19 930	13 946	164 102	8%	688	492
Omaheke	13 451	8 482	51 765	16%	350	229
Omusati	19 441	14 344	139 451	10%	854	610
Oshana	17 064	13 039	126 374	10%	1 343	1 016
Oshikoto	15 919	11 797	124 395	9%	763	645
Otjozondjupa	21 994	17 046	97 903	17%	762	537
Zambezi	4 511	3 546	63 106	5%	517	471
<b>Total</b>	<b>288 695</b>	<b>213 294</b>	<b>1 501 041</b>	<b>14%</b>	<b>12 952</b>	<b>9 294</b>

### PUBLIC HEALTH ACTION (S)

- The COVID-19 vaccination programme is ongoing throughout the country.
- Public Health measures continue to be enforced as the situation is closely monitored.
- The government and development partners continue to prioritize the continuation of essential health services.

### CHALLENGES

- Poor adherence to COVID-19 Infection Prevention and Control (IPC) measures by the general public.


### RECOMMENDATIONS

- Continue to give awareness on the importance of adhering to COVID-19 IPC measures; with the involvement of the Security Cluster.

APPROVED



INCIDENT MANAGER  
11 OCTOBER 2021




SECRETARIAT

For enquiries, please contact  
**Namibia Public Health Emergency Operations Centre;**

 [PHEOC@mhss.gov.na](mailto:PHEOC@mhss.gov.na)

 0800 100 100

 0851 100 100