



NAMIBIA COVID-19 SITUATION REPORT NO. 568

Outbreak Name	COVID-19 outbreak	Country affected	Namibia
Date & Time	07 October 2021 17h00	Investigation start Date	13 March 2020
Prepared by	Surveillance Team		

HIGHLIGHTS/SITUATION UPDATE (07/10/2021)

CUMULATIVE	TOTAL TODAY
Tested 718 652	Tested 1 992
Confirmed 128 070	Confirmed 23
Active 1 075	Active 1 075
Recoveries 123 459	Recoveries 57
Vaccinated 1 st doses 284 101 2 nd doses 182 600	Vaccinated 1 st doses 2 699 2 nd doses 1 737
Deaths 3 524	Deaths 0

- A total of **128 070** cases have been recorded to-date, representing **5%** of the total population (**2 550 226**).
- More female cases **68 164 (53%)** have been recorded.
- Of the total confirmed cases, **4 341 (3%)** are Health Workers, with no new confirmation today.
 - 3 622 (83%) State; 711 (16%) Private, 8 (0.2%) Non-Governmental Organizations.
 - 4 303 (99%) recoveries and 25 (0.6%) deaths.
- The recovery rate now stands at **96%**.
- Khomas and Erongo regions reported the highest number of cases with **41 615 (33%)** and **18 284 (14%)** respectively.
- Of the total fatalities, **3 236 (92%)** are COVID-19 deaths while **288 (8%)** are COVID-19 related deaths. The case fatality rate now stands at **2.8%**.

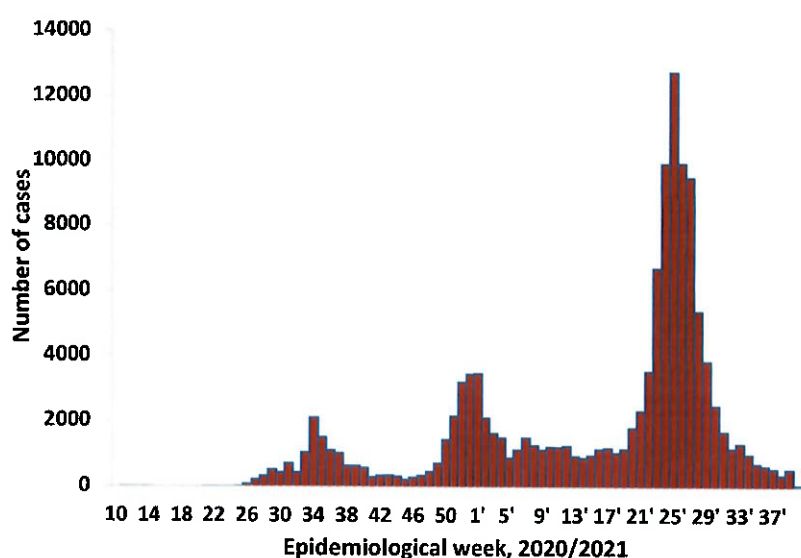
Table 1: Distribution of confirmed COVID-19 cases by region, 07 October 2021

Region	Total cases daily	Total No. of cases	Active cases	Recoveries	Cumulative Deaths	Cumulative deaths with co-morbidities	Non-COVID deaths	Health Workers
Erongo	1	18 284	34	17 834	411	341	5	417
Hardap	12	7 595	107	7 230	258	161	0	132
Karas	1	7 814	13	7 654	147	127	0	240
Kavango East	1	5 499	7	5 296	195	117	1	246
Kavango West	0	639	0	621	18	16	0	38
Khomas	2	41 615	423	40 331	860	673	1	1 493
Kunene	1	3 717	53	3 544	120	88	0	97
Ohangwena	0	5 013	246	4 614	151	94	2	162
Omaheke	0	3 984	5	3 728	251	173	0	122
Omusati	0	5 682	30	5 425	227	136	0	181
Oshana	2	9 083	110	8 644	328	195	1	525
Oshikoto	3	6 743	30	6 538	173	138	2	319
Otjozondjupa	0	9 410	6	9 134	270	185	0	263
Zambezi	0	2 992	11	2 866	115	66	0	106
Total	23	128 070	1 075	123 459	3 524	2 510	12	4 341

EPIDEMIOLOGICAL SITUATION IN NAMIBIA

Table 2: The current distribution for hospitalization of confirmed cases by region, 07 October 2021

Region	Hospitalized confirmed cases	Intensive Care Unit
Erongo	6	0
Hardap	7	0
Kharas	3	0
Kavango East	4	0
Kavango West	1	0
Khomas	14	2
Kunene	3	0
Ohangwena	6	0
Omaheke	0	0
Omusati	2	0
Oshana	17	6
Oshikoto	4	2
Otjozondjupa	1	0
Zambezi	0	0
Total	68	10



- The highest peak of **12 787 (10%)** cases was recorded during week 25 of 2021 (Figure 1).
- After a peak in epi-week 25, the country has seen a gradual reduction in the average number of confirmed cases from 1 598 to 53 in epi-week 38.
- The number of cases have plateaued in the last five weeks as seen in the graph.

- The National Call Center continues operations for 24 hours daily.
- Today (07/10/2021), **489** calls were answered.

Figure 1: Epi-curve for confirmed COVID-19 cases, 07 October 2021

Table 3: COVID-19 specimen recorded at the Laboratories 07 October 2021

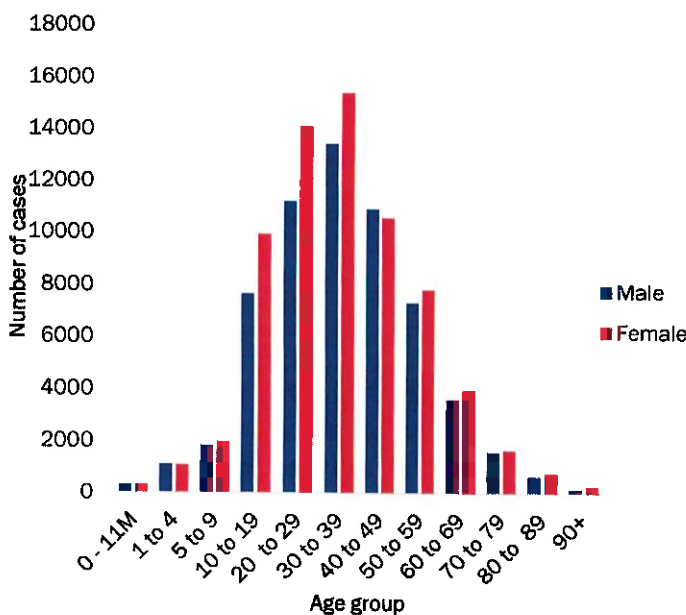
VARIABLES	TOTAL
Total samples received by the Laboratory	718 769
Total samples tested	704 358
Total samples re-tested	14 294
Total positive results	128 070
Total negative results	576 274
Total samples discarded	117
Invalid results	0
Total pending results	7
Indeterminant/Inconclusive	7
Suspected cases in 24 hours (excluding re-tests)	1 992

- The laboratory testing capacity has been enhanced; with a total of fifteen (15) laboratories carrying out the testing of samples: NIP, Path-Care, UNAM Molecular, Central Veterinary Laboratory, Namib Poultry, NAMDEB, NamPath, Namibia Central Pathology, DiagnoLab, High Care, Alpha Medical Laboratory, Des-Jo Medical Test Centre, ProQuest Diagnostic Laboratory, MAXI and Medlink Laboratory Services.
- To date, **718 652** tests (including **14 294** re-tests) have been conducted by authorized laboratories.
- Since the beginning of the outbreak, **144 471** contacts of confirmed cases have been identified, **85** new contacts were identified within the last 24 hours from 12 regions.
- Cumulatively, **141 907** contacts have completed their monitoring period, while **288** contacts are lost to follow-up and a total of **25 286 (20%)** contacts of confirmed cases have tested positive.
- Today, **477 (60%)** out of **801** active contacts were monitored.

Table 4: Number of people in quarantine, 07 October 2021

Region	Newly quarantined 24 hours	Cumulative number	Number discharged	Number in quarantine now
Erongo	0	6 931	6 891	40
Hardap	0	3 156	3 147	9
Kavango (East and West)	0	1 673	1 673	0
Khomas	0	3 697	3 697	0
Kharas	0	9 909	9 809	100
Kunene	0	6 493	6 293	200
Ohangwena	0	695	695	0
Omaheke	93	15 706	15 516	190
Omusati	5	3 191	3 141	50
Oshana	0	400	400	0
Oshikoto	0	23 348	23 285	63
Otjozondjupa	3	1 804	1 798	6
Zambezi	0	2 026	1 991	35
Total	101	79 029	78 336	693

- Since March 2020, **79 029** people have been placed into quarantine around the country.
- A total of **693** people are currently in quarantine, with **101** admissions.



- Of the total confirmed cases, **75 759 (59%)** are in the 20-49 years age-brackets which constitutes the majority of the recorded cases.
- A total of **21 454 (17%)** of the confirmed cases are among the 5-19 years category.
- A total of **15 137 (12%)** of the confirmed cases are among the 50 - 59 years group.
- The under 5 years age group make up **2 905 (2%)** of the total cases whereas, **12 815 (10%)** are above 60 years of age.

Figure 2: Age and Sex distribution of COVID-19 confirmed cases 07 October 2021

Table 5: Summary of COVID-19 vaccine doses administered, 07 October 2021

Region	Cumulative no. of persons vaccinated with doses of Sinopharm, AstraZeneca, Sputnik V, Pfizer and Jassen & Johnson		Targeted Population	Vaccination Coverage (%)	Cumulative no. of Healthcare Workers vaccinated with doses of Sinopharm, AstraZeneca, Sputnik V, Pfizer and Jassen & Johnson	
	1 st doses	Fully vaccinated			1 st doses	Fully vaccinated
Erongo	30 140	23 076	121 682	19%	1 099	781
Hardap	18 093	13 340	56 741	23%	470	377
Kharas	12 741	9 754	55 489	17%	626	333
Kavango East	14 274	8 354	117 665	7%	948	654
Kavango West	6 906	5 585	29 228	19%	341	276
Khomas	74 934	56 323	286 641	19%	3 568	2 476
Kunene	16 754	10 935	66 499	16%	623	384
Ohangwena	19 467	13 330	164 102	8%	688	492
Omaheke	13 300	8 247	51 765	16%	350	229
Omusati	19 086	13 705	139 451	10%	854	610
Oshana	16 867	12 692	126 374	10%	1 343	1 011
Oshikoto	15 502	11 116	124 395	9%	763	640
Otjozondjupa	21 592	16 497	97 903	17%	762	537
Zambezi	4 445	3 435	63 106	5%	517	471
Total	284 101	206 389	1 501 041	14%	12 952	9 271

PUBLIC HEALTH ACTION (S)

- The COVID-19 vaccination programme is ongoing throughout the country.
- Public Health measures continue to be enforced as the situation is closely monitored.
- The government and development partners continue to prioritize the continuation of essential health services.


CHALLENGES

- Poor adherence to COVID-19 Infection Prevention and Control (IPC) measures by the general public.


RECOMMENDATIONS

- Continue to give awareness on the importance of adhering to COVID-19 IPC measures; with the involvement of the Security Cluster.

APPROVED




INCIDENT MANAGER
07 OCTOBER 2021




SECRETARIAT

For enquiries, please contact
Namibia Public Health Emergency Operations Centre;

 PHEOC@mhss.gov.na

 0800 100 100

 0851 100 100