



NAMIBIA COVID-19 SITUATION REPORT NO. 566

Outbreak Name	COVID-19 outbreak	Country affected	Namibia
Date & Time	05 October 2021 17h00	Investigation start Date	13 March 2020
Prepared by	Surveillance Team		

HIGHLIGHTS/SITUATION UPDATE (05/10/2021)

CUMULATIVE	TOTAL TODAY
Tested 715 170	Tested 1 707
Confirmed 127 989	Confirmed 33
Active 1 172	Active 1 172
Recoveries 123 282	Recoveries 33
Vaccinated 1 st doses 278 591 2 nd doses 178 946	Vaccinated 1 st doses 2 160 2 nd doses 1 549
Deaths 3 523	Deaths 3

- A total of **127 989** cases have been recorded to-date, representing **5%** of the total population (**2 550 226**).
- More female cases **68 117 (53%)** have been recorded.
- Of the total confirmed cases, **4 335 (3%)** are Health Workers, with no new confirmation today.
 - 3 616 (83%) State; 711 (16%) Private, 8 (0.2%) Non-Governmental Organizations.
 - 4 303 (99%) recoveries and 25 (0.6%) deaths.
- The recovery rate now stands at **96%**.
- Khomas and Erongo regions reported the highest number of cases with **41 602 (33%)** and **18 283 (14%)** respectively.
- Of the total fatalities, **3 235 (92%)** are COVID-19 deaths while **288 (8%)** are COVID-19 related deaths. The case fatality rate now stands at **2.8%**.

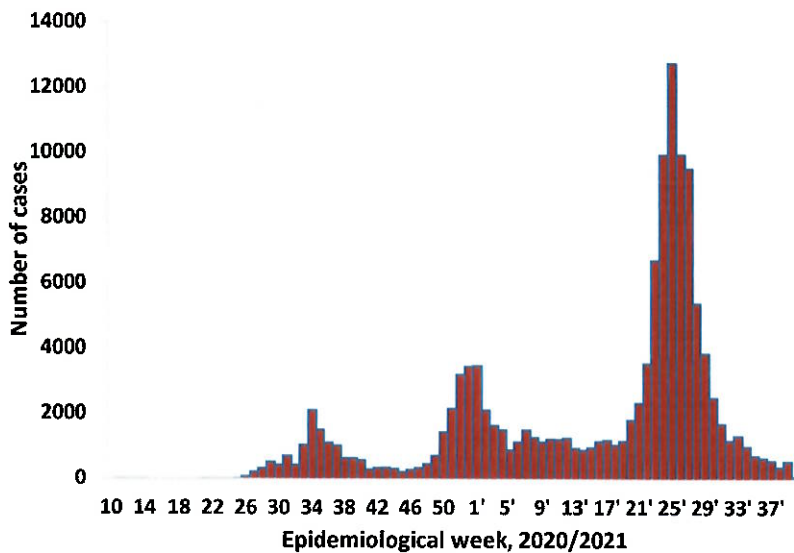
Table 1: Distribution of confirmed COVID-19 cases by region, 05 October 2021

Region	Total cases daily	Total No. of cases	Active cases	Recoveries	Cumulative Deaths	Cumulative deaths with co-morbidities	Non-COVID deaths	Health Workers
Erongo	2	18 283	34	17 834	410	340	5	417
Hardap	19	7 579	106	7 215	258	161	0	131
Kharas	1	7 812	91	7 574	147	127	0	239
Kavango East	2	5 498	17	5 285	195	117	1	246
Kavango West	0	639	0	621	18	16	0	38
Khomas	3	41 602	414	40 327	860	673	1	1 492
Kunene	0	3 713	53	3 540	120	88	0	97
Ohangwena	0	4 995	249	4 593	151	94	2	161
Omaheke	0	3 983	4	3 728	251	173	0	122
Omusati	1	5 679	45	5 407	227	136	0	180
Oshana	3	9 072	104	8 639	328	195	1	524
Oshikoto	1	6 738	35	6 528	173	138	2	319
Otjozondjupa	1	9 407	9	9 128	270	185	0	263
Zambezi	0	2 989	11	2 863	115	66	0	106
Total	33	127 989	1 172	123 282	3 523	2 509	12	4 335

EPIDEMIOLOGICAL SITUATION IN NAMIBIA

Table 2: The current distribution for hospitalization of confirmed cases by region, 05 October 2021

Region	Hospitalized confirmed cases	Intensive Care Unit
Erongo	6	0
Hardap	6	0
Karas	4	0
Kavango East	4	0
Kavango West	1	0
Khomas	10	2
Kunene	2	0
Ohangwena	7	0
Omaheke	0	0
Omusati	2	0
Oshana	18	8
Oshikoto	2	1
Otjozondjupa	0	0
Zambezi	0	0
Total	62	11



- The highest peak of **12 787 (10%)** cases was recorded during week 25 of 2021 (Figure 1).
- After a peak in epi-week 25, the country has seen a gradual reduction in the average number of confirmed cases from 1 598 to 53 in epi-week 38.
- The number of cases have plateaued in the last five weeks as seen in the graph.

- The National Call Center continues operations for 24 hours daily.
- Today (05/10/2021), **690** calls were answered.

Figure 1: Epi-curve for confirmed COVID-19 cases, 05 October 2021

- The laboratory testing capacity has been enhanced; with a total of fifteen (15) laboratories carrying out the testing of samples: NIP, Path-Care, UNAM Molecular, Central Veterinary Laboratory, Namib Poultry, NAMDEB, NamPath, Namibia Central Pathology, DiagnoLab, High Care, Alpha Medical Laboratory, Des-Jo Medical Test Centre, ProQuest Diagnostic Laboratory, MAXI and Medlink Laboratory Services.
- To date, **715 170** tests (including **14 288** re-tests) have been conducted by authorized laboratories.
- Since the beginning of the outbreak, **144 258** contacts of confirmed cases have been identified, **46** new contacts were identified within the last 24 hours from 11 regions.
- Cumulatively, **141 610** contacts have completed their monitoring period, while **288** contacts are lost to follow-up and a total of **25 276 (20%)** contacts of confirmed cases have tested positive.
- Today, **269 (29%)** out of **912** active contacts were monitored.

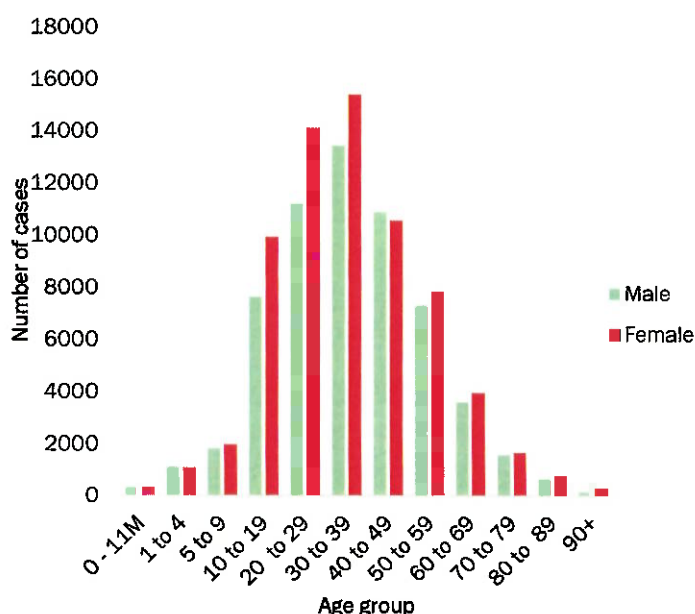
Table 3: COVID-19 specimen recorded at the Laboratories 05 October 2021

VARIABLES	TOTAL
Total samples received by the Laboratory	715 287
Total samples tested	700 882
Total samples re-tested	14 288
Total positive results	127 989
Total negative results	572 879
Total samples discarded	117
Invalid results	0
Total pending results	7
Indeterminant/Inconclusive	7
Suspected cases in 24 hours (excluding re-tests)	1 705

Table 4: Number of people in quarantine, 05 October 2021

Region	Newly quarantined 24 hours	Cumulative number	Number discharged	Number in quarantine now
Erongo	0	6 931	6 891	40
Hardap	4	3 151	3 127	24
Kavango (East and West)	0	1 673	1 673	0
Khomas	0	3 697	3 697	0
Kharas	0	9 909	9 809	100
Kunene	0	6 493	6 293	200
Ohangwena	0	695	695	0
Omaheke	88	15 613	15 447	166
Omusati	0	3 173	3 141	32
Oshana	0	400	400	0
Oshikoto	39	23 348	23 285	63
Otjozondjupa	0	1 801	1 785	16
Zambezi	0	2 026	1 991	
Total	131	78 910	78 234	676

- Since March 2020, **78 910** people have been placed into quarantine around the country.
- A total of **676** people are currently in quarantine, with **131** admissions.



- Of the total confirmed cases, **75 719 (59%)** are in the 20-49 years age-brackets which constitutes the majority of the recorded cases.
- A total of **21 433 (17%)** of the confirmed cases are among the 5-19 years category.
- A total of **15 130 (12%)** of the confirmed cases are among the 50 - 59 years group.
- The under 5 years age group make up **2 899 (2%)** of the total cases whereas, **12 809 (10%)** are above 60 years of age.

Figure 2: Age and Sex distribution of COVID-19 confirmed cases 05 October 2021

Table 5: Summary of COVID-19 vaccine doses administered, 05 October 2021

Region	Cumulative no. of persons vaccinated with doses of Sinopharm, AstraZeneca, Sputnik V, Pfizer and Jassen & Johnson		Targeted Population	Vaccination Coverage (%)	Cumulative no. of Healthcare Workers vaccinated with doses of Sinopharm, AstraZeneca, Sputnik V, Pfizer and Jassen & Johnson	
	1 st doses	Fully vaccinated			1 st doses	Fully vaccinated
Erongo	29 742	22 362	121 682	18%	1 099	748
Hardap	17 791	12 947	56 741	22%	470	376
Kharas	12 486	9 377	55 489	17%	626	332
Kavango East	14 135	8 068	117 665	7%	948	653
Kavango West	6 681	5 342	29 228	18%	341	276
Khomas	73 276	54 360	286 641	19%	3 568	2 474
Kunene	16 143	10 147	66 499	15%	623	384
Ohangwena	18 943	12 827	164 102	8%	688	492
Omaheke	13 095	7 819	51 765	15%	350	229
Omusati	18 809	13 351	139 451	9%	854	607
Oshana	16 639	12 316	126 374	10%	1 343	998
Oshikoto	15 210	10 743	124 395	8%	763	627
Otjozondjupa	21 248	15 959	97 903	16%	762	531
Zambezi	4 393	3 368	63 106	5%	517	470
Total	278 591	198 986	1 501 041	13%	12 952	9 197

PUBLIC HEALTH ACTION (S)

- The COVID-19 vaccination programme is ongoing throughout the country.
- Public Health measures continue to be enforced as the situation is closely monitored.
- The government and development partners continue to prioritize the continuation of essential health services.

CHALLENGES

- Poor adherence to COVID-19 Infection Prevention and Control (IPC) measures by the general public.


RECOMMENDATIONS

- Continue to give awareness on the importance of adhering to COVID-19 IPC measures; with the involvement of the Security Cluster.

APPROVED



INCIDENT MANAGER
05 OCTOBER 2021



SECRETARIAT

For enquiries, please contact
Namibia Public Health Emergency Operations Centre;

 PHEOC@mhss.gov.na

 0800 100 100

 0851 100 100