



NAMIBIA COVID-19 SITUATION REPORT NO. 560

Outbreak Name	COVID-19 outbreak	Country affected	Namibia
Date & Time	29 September 2021 17h00	Investigation start Date	13 March 2020
Prepared by	Surveillance Team		

HIGHLIGHTS/SITUATION UPDATE (29/09/2021)

CUMULATIVE

Tested 705 503

Confirmed 127 680

Active 1 150

Recoveries 123 004

Vaccinated
1st doses 269 215 2nd doses 172 706

Deaths 3 514

TOTAL TODAY

Tested 2 169

Confirmed 91

Active 1 150

Recoveries 38

Vaccinated
1st doses 2 652 2nd doses 1 455

Deaths 3

- A total of **127 680** cases have been recorded to-date, representing **5%** of the total population (**2 550 226**).
- More female cases **67 935 (53%)** have been recorded.
- Of the total confirmed cases, **4 327 (3%)** are Health Workers, with **1** new confirmation today.
 - 3 608 (83%) State; 711 (16%) Private, 8 (0.2%) Non-Governmental Organizations.
 - 4 303 (99%) recoveries and 25 (0.6%) deaths.
- The recovery rate now stands at **96%**.
- Khomas and Erongo regions reported the highest number of cases with **41 578 (33%)** and **18 260 (14%)** respectively.
- Of the total fatalities, **3 226 (92%)** are COVID-19 deaths while **288 (8%)** are COVID-19 related deaths. The case fatality rate now stands at **2.8%**.

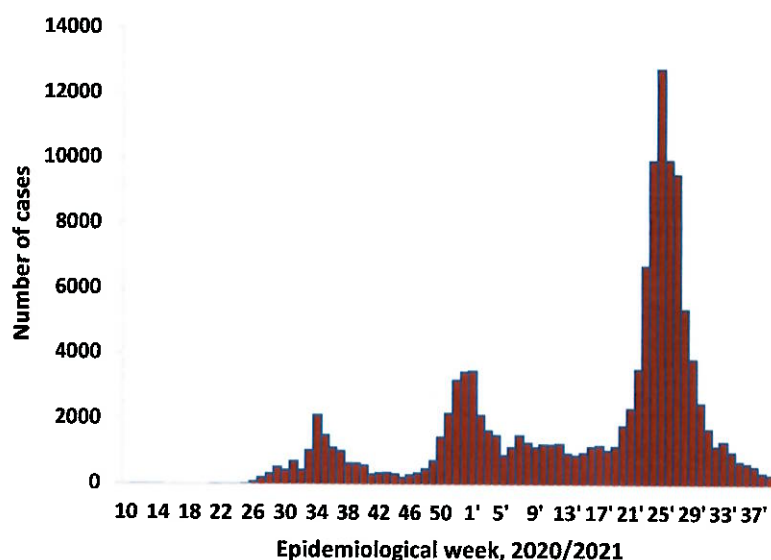
Table 1: Distribution of confirmed COVID-19 cases by region, 29 September 2021

Region	Total cases daily	Total No. of cases	Active cases	Recoveries	Cumulative Deaths	Cumulative deaths with co-morbidities	Non-COVID deaths	Health Workers
Erongo	4	18 260	47	17 798	410	340	5	417
Hardap	25	7 530	90	7 183	257	160	0	127
ǀKaras	2	7 801	105	7 549	147	127	0	239
Kavango East	10	5 490	22	5 272	195	117	1	246
Kavango West	0	639	10	611	18	16	0	38
Khomas	6	41 578	407	40 312	858	671	1	1 490
Kunene	1	3 708	62	3 527	119	87	0	97
Oshana	23	4 896	180	4 567	147	92	2	161
Omaheke	0	3 981	5	3 725	251	173	0	121
Omusati	6	5 633	46	5 361	226	136	0	180
Oshana	4	9 052	116	8 607	328	195	1	523
Oshikoto	1	6 733	45	6 513	173	138	2	319
Otjozondjupa	4	9 399	7	9 122	270	185	0	263
Zambezi	5	2 980	8	2 857	115	66	0	106
Total	91	127 680	1 150	123 004	3 514	2 503	12	4 327

EPIDEMIOLOGICAL SITUATION IN NAMIBIA

Table 2: The current distribution for hospitalization of confirmed cases by region, 29 September 2021

Region	Hospitalized confirmed cases	Intensive Care Unit
Erongo	8	0
Hardap	3	0
Kharas	5	0
Kavango East	9	0
Kavango West	1	0
Khomas	18	4
Kunene	8	0
Ohangwena	23	0
Omaheke	0	0
Omusati	8	0
Oshana	16	7
Oshikoto	2	0
Otjozondjupa	0	0
Zambezi	2	0
Total	103	11



- The highest peak of **12 787 (10%)** cases was recorded during week 25 of 2021 (Figure 1).
- After a peak in epi-week 25, the country has seen a gradual reduction in the average number of confirmed cases from 1 598 to 53 in epi-week 38.
- The number of cases have plateaued in the last five weeks as seen in the graph.

- The National Call Center continues operations for 24 hours daily.
- Today (29/09/2021), **600** calls were answered.

Figure 1: Epi-curve for confirmed COVID-19 cases, 29 September 2021

- The laboratory testing capacity has been enhanced; with a total of fifteen (15) laboratories carrying out the testing of samples: NIP, Path-Care, UNAM Molecular, Central Veterinary Laboratory, Namib Poultry, NAMDEB, NamPath, Namibia Central Pathology, DiagnoLab, High Care, Alpha Medical Laboratory, Des-Jo Medical Test Centre, ProQuest Diagnostic Laboratory, MAXI and Medlink Laboratory Services.
- To date, **705 503** tests (including **14 259** re-tests) have been conducted by authorized laboratories.
- Since the beginning of the outbreak, **143 807** contacts of confirmed cases have been identified, **119** new contacts were identified within the last 24 hours from 11 regions.
- Cumulatively, **141 201** contacts have completed their monitoring period, while **288** contacts are lost to follow-up and a total of **25 234 (20%)** contacts of confirmed cases have tested positive.
- Today, **761 (84%)** out of **905** active contacts were monitored.

Table 3: COVID-19 specimen recorded at the Laboratories 29 September 2021

VARIABLES	TOTAL
Total samples received by the Laboratory	705 622
Total samples tested	691 244
Total samples re-tested	14 259
Total positive results	127 680
Total negative results	563 550
Total samples discarded	117
Invalid results	0
Total pending results	7
Indeterminant/Inconclusive	7
Suspected cases in 24 hours (excluding re-tests)	2 161

Table 4: Number of people in quarantine, 29 September 2021

Region	Newly quarantined 24 hours	Cumulative number	Number discharged	Number in quarantine now
Erongo	0	6 931	6 881	50
Hardap	4	3 119	3 107	12
Kavango (East and West)	0	1 673	1 673	0
Khomas	0	3 697	3 696	1
Kharas	0	9 909	9 809	100
Kunene	0	6 493	6 293	200
Ohangwena	0	695	695	0
Omaheke	0	15 446	15 317	129
Omusati	0	3 114	3 034	80
Oshana	0	400	400	0
Oshikoto	106	23 150	23 089	61
Otjozondjupa	58	1 801	1 785	16
Zambezi	0	2 026	1 991	35
Total	168	78 454	77 770	684

- Since March 2020, **78 454** people have been placed into quarantine around the country.
- A total of **684** people are currently in quarantine, with **168** admissions.

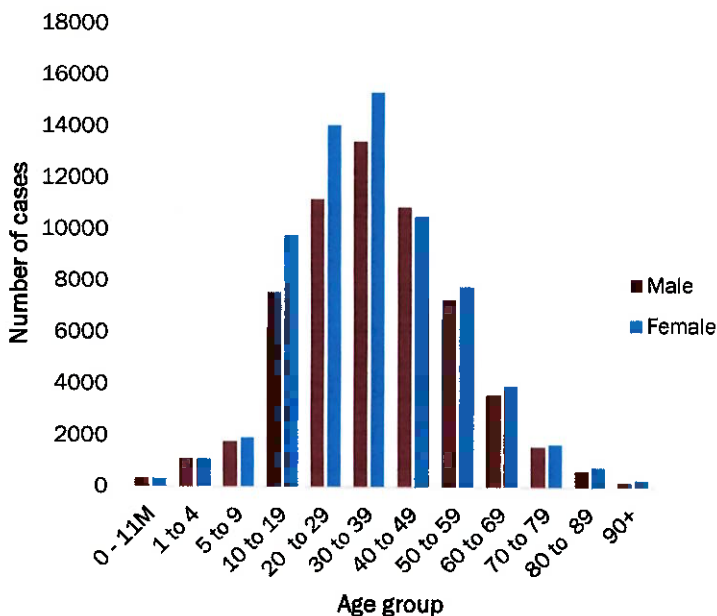


Figure 2: Age and Sex distribution of COVID-19 confirmed cases 29 September 2021

- Of the total confirmed cases, **75 608 (59%)** are in the 20-49 years age-brackets which constitutes the majority of the recorded cases.
- A total of **21 293 (17%)** of the confirmed cases are among the 5-19 years category.
- A total of **15 107 (12%)** of the confirmed cases are among the 50 - 59 years group.
- The under 5 years age group make up **2 890 (2%)** of the total cases whereas, **12 782 (10%)** are above 60 years of age.

Table 5: Summary of COVID-19 vaccine doses administered, 29 September 2021

Region	Cumulative no. of persons vaccinated with doses of Sinopharm, AstraZeneca, Sputnik V, Pfizer and Jassen & Johnson		Targeted Population	Vaccination Coverage (%)	Cumulative no. of Healthcare Workers vaccinated with doses of Sinopharm, AstraZeneca, Sputnik V, Pfizer and Jassen & Johnson	
	1 st doses	Fully vaccinated			1 st doses	Fully vaccinated
Erongo	28 942	21 015	121 682	17%	1 096	745
Hardap	17 308	12 237	56 741	22%	469	370
Kharas	12 108	8 799	55 489	16%	623	328
Kavango East	13 777	7 567	117 665	6%	945	614
Kavango West	6 442	5 070	29 228	17%	341	276
Khomas	71 746	52 307	286 641	18%	3 335	2 220
Kunene	15 112	8 883	66 499	13%	623	384
Ohangwena	17 797	11 708	164 102	7%	688	492
Omaheke	12 628	7 133	51 765	14%	350	229
Omusati	18 053	12 486	139 451	9%	851	557
Oshana	16 036	11 544	126 374	9%	1 262	861
Oshikoto	14 580	9 929	124 395	8%	760	607
Otjozondjupa	20 397	14 765	97 903	15%	712	488
Zambezi	4 289	3 204	63 106	5%	512	462
Total	269 215	186 647	1 501 041	12%	12 567	8 633

PUBLIC HEALTH ACTION (S)

- The COVID-19 vaccination programme is ongoing throughout the country.
- Public Health measures continue to be enforced as the situation is closely monitored.
- The government and development partners continue to prioritize the continuation of essential health services.

CHALLENGES

- Poor adherence to COVID-19 Infection Prevention and Control (IPC) measures by the general public.

RECOMMENDATIONS

- Continue to give awareness on the importance of adhering to COVID-19 IPC measures; with the involvement of the Security Cluster.

APPROVED



INCIDENT MANAGER
29 SEPTEMBER 2021




SECRETARIAT

For enquiries, please contact
Namibia Public Health Emergency Operations Centre;

 PHEOC@mhss.gov.na

 0800 100 100

 0851 100 100