



NAMIBIA COVID-19 SITUATION REPORT NO. 559

Outbreak Name	COVID-19 outbreak	Country affected	Namibia
Date & Time	28 September 2021 17h00	Investigation start Date	13 March 2020
Prepared by	Surveillance Team		

HIGHLIGHTS/SITUATION UPDATE (28/09/2021)

CUMULATIVE

Tested 703 334

Confirmed 127 589

Active 1 100

Recoveries 122 966

Vaccinated

1st doses 266 653 2nd doses 171 251

Deaths 3 511

TOTAL TODAY

Tested 1 864

Confirmed 43

Active 1 100

Recoveries 105

Vaccinated

1st doses 2 510 2nd doses 1 637

Deaths 3

- A total of **127 589** cases have been recorded to-date, representing **5%** of the total population (**2 550 226**).
- More female cases **67 884 (53%)** have been recorded.
- Of the total confirmed cases, **4 326 (3%)** are Health Workers, with no new confirmations today.
 - 3 607 (83%) State; 711 (16%) Private, 8 (0.2%) Non-Governmental Organizations.
 - 4 303 (99%) recoveries and 25 (0.6%) deaths.
- The recovery rate now stands at **96%**.
- Khomas and Erongo regions reported the highest number of cases with **41 572 (33%)** and **18 256 (14%)** respectively.
- Of the total fatalities, **3 224 (92%)** are COVID-19 deaths while **287 (8%)** are COVID-19 related deaths. The case fatality rate now stands at **2.8%**.

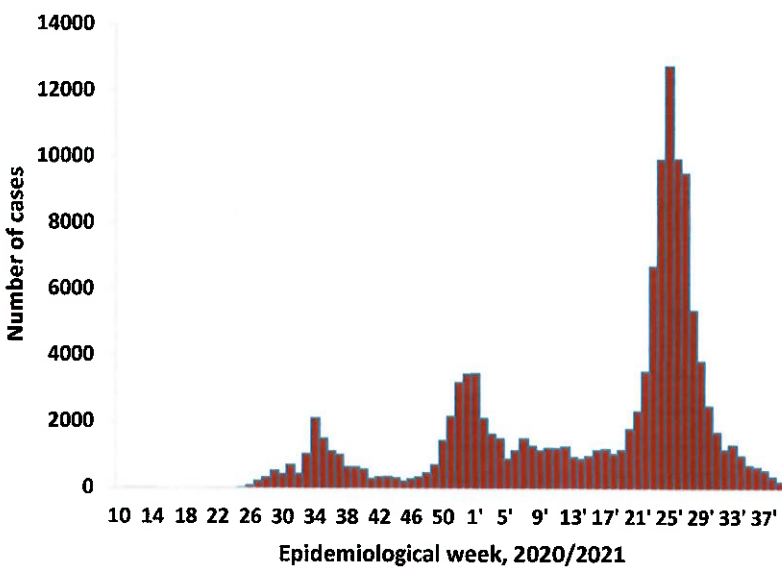
Table 1: Distribution of confirmed COVID-19 cases by region, 28 September 2021

Region	Total cases daily	Total No. of cases	Active cases	Recoveries	Cumulative Deaths	Cumulative deaths with co-morbidities	Non-COVID deaths	Health Workers
Erongo	1	18 256	47	17 794	410	340	5	417
Hardap	3	7 505	70	7 178	257	160	0	127
Kharas	5	7 799	104	7 549	146	126	0	239
Kavango East	0	5 480	14	5 270	195	117	1	246
Kavango West	0	639	10	611	18	16	0	38
Khomas	8	41 572	405	40 308	858	671	1	1 490
Kunene	2	3 707	69	3 519	119	87	0	97
Ohangwena	4	4 873	166	4 558	147	92	2	159
Omaheke	1	3 981	5	3 725	251	173	0	121
Omusati	2	5 627	48	5 355	224	135	0	180
Oshana	4	9 048	112	8607	328	195	1	523
Oshikoto	12	6 732	44	6 513	173	138	2	319
Otjozondjupa	1	9 395	3	9 122	270	185	0	263
Zambezi	0	2 975	3	2 857	115	66	0	106
Total	43	127 589	1 100	122 966	3 511	2 501	12	4 326

EPIDEMIOLOGICAL SITUATION IN NAMIBIA

Table 2: The current distribution for hospitalization of confirmed cases by region, 28 September 2021

Region	Hospitalized confirmed cases	Intensive Care Unit
Erongo	8	0
Hardap	2	0
Kharas	5	0
Kavango East	8	0
Kavango West	1	0
Khomas	13	3
Kunene	6	0
Ohangwena	15	0
Omaheke	0	0
Omusati	15	0
Oshana	16	6
Oshikoto	1	0
Otjozondjupa	0	0
Zambezi	2	0
Total	92	9



- The highest peak of **12 787 (10%)** cases was recorded during week 25 of 2021 (Figure 1).
- After a peak in epi-week 25, the country has seen a gradual reduction in the average number of confirmed cases from 1 598 to 53 in epi-week 38.
- The number of cases have plateaued in the last five weeks as seen in the graph.

- The National Call Center continues operations for 24 hours daily.
- Today (28/09/2021), **698** calls were answered.

Figure 1: Epi-curve for confirmed COVID-19 cases, 28 September 2021

- The laboratory testing capacity has been enhanced; with a total of fifteen (15) laboratories carrying out the testing of samples: NIP, Path-Care, UNAM Molecular, Central Veterinary Laboratory, Namib Poultry, NAMDEB, NamPath, Namibia Central Pathology, DiagnoLab, High Care, Alpha Medical Laboratory, Des-Jo Medical Test Centre, ProQuest Diagnostic Laboratory, MAXI and Medlink Laboratory Services.
- To date, **703 334** tests (including **14 251** re-tests) have been conducted by authorized laboratories.
- Since the beginning of the outbreak, **143 688** contacts of confirmed cases have been identified, **152** new contacts were identified within the last 24 hours from 11 regions.
- Cumulatively, **141 095** contacts have completed their monitoring period, while **288** contacts are lost to follow-up and a total of **25 228 (20%)** contacts of confirmed cases have tested positive.
- Today, **805 (91%)** out of **880** active contacts were monitored.

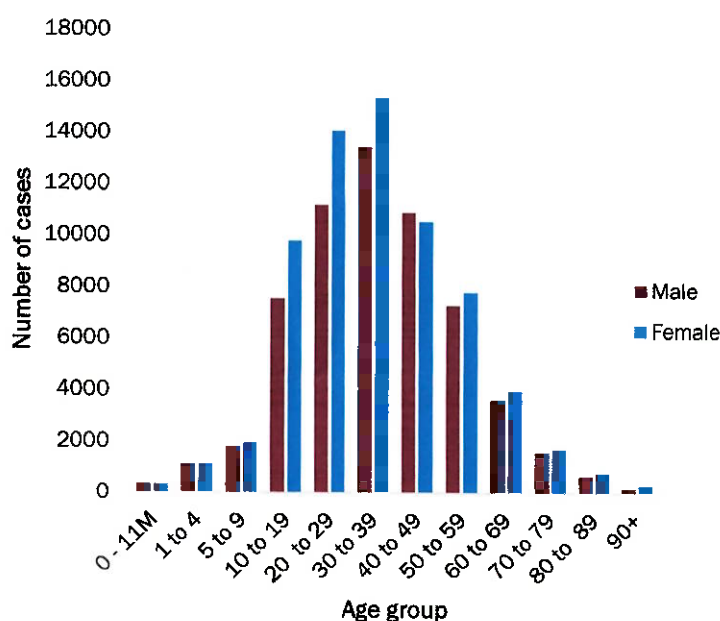
Table 3: COVID-19 specimen recorded at the Laboratories 28 September 2021

VARIABLES	TOTAL
Total samples received by the Laboratory	703 453
Total samples tested	689 083
Total samples re-tested	14 251
Total positive results	127 589
Total negative results	561 480
Total samples discarded	117
Invalid results	0
Total pending results	7
Indeterminant/Inconclusive	7
Suspected cases in 24 hours (excluding re-tests)	1 858

Table 4: Number of people in quarantine, 28 September 2021

Region	Newly quarantined 24 hours	Cumulative number	Number discharged	Number in quarantine now
Erongo	0	6 931	6 831	100
Hardap	36	3 115	3 087	28
Kavango (East and West)	0	1 673	1 673	0
Khomas	0	3 697	3 696	1
Kharas	0	9 909	9 809	100
Kunene	0	6 493	6 205	288
Ohangwena	0	695	695	0
Omaheke	87	15 446	15 317	129
Omusati	22	3 114	3 034	80
Oshana	0	400	400	0
Oshikoto	0	23 044	22 919	125
Otjozondjupa	0	1 743	1 703	40
Zambezi	0	2 026	1 991	35
Total	145	78 286	77 360	926

- Since March 2020, **78 286** people have been placed into quarantine around the country.
- A total of **926** people are currently in quarantine, with **145** admissions.



- Of the total confirmed cases, **75 572 (59%)** are in the 20-49 years age-brackets which constitutes the majority of the recorded cases.
- A total of **21 261 (17%)** of the confirmed cases are among the 5-19 years category.
- A total of **15 101 (12%)** of the confirmed cases are among the 50 - 59 years group.
- The under 5 years age group make up **2 888 (2%)** of the total cases whereas, **12 767 (10%)** are above 60 years of age.

Figure 2: Age and Sex distribution of COVID-19 confirmed cases 28 September 2021

Table 5: Summary of COVID-19 vaccine doses administered, 28 September 2021

Region	Cumulative no. of persons vaccinated with doses of Sinopharm, AstraZeneca, Sputnik V, Pfizer and Jassen & Johnson		Targeted Population	Vaccination Coverage (%)	Cumulative no. of Healthcare Workers vaccinated with doses of Sinopharm, AstraZeneca, Sputnik V, Pfizer and Jassen & Johnson	
	1 st doses	Fully vaccinated			1 st doses	Fully vaccinated
Erongo	28 737	20 670	121 682	17%	1 096	732
Hardap	17 121	11 966	56 741	21%	466	365
Kharas	11 915	8 560	55 489	15%	623	327
Kavango East	13 653	7 441	117 665	6%	944	594
Kavango West	6 329	4 922	29 228	17%	341	276
Khomas	70 961	51 392	286 641	18%	3 335	2 212
Kunene	15 112	8 883	66 499	13%	623	384
Ohangwena	17 483	11 397	164 102	7%	688	476
Omaheke	12 494	6 974	51 765	13%	350	229
Omusati	17 903	12 302	139 451	9%	850	556
Oshana	15 875	11 360	126 374	9%	1 262	855
Oshikoto	14 412	9 731	124 395	8%	759	601
Otjozondjupa	20 397	14 765	97 903	15%	712	488
Zambezi	4 261	3 157	63 106	5%	512	461
Total	266 653	183 520	1 501 041	12%	12 561	8 556

PUBLIC HEALTH ACTION (S)

- The COVID-19 vaccination programme is ongoing throughout the country.
- Public Health measures continue to be enforced as the situation is closely monitored.
- The government and development partners continue to prioritize the continuation of essential health services.

CHALLENGES

- Poor adherence to COVID-19 Infection Prevention and Control (IPC) measures by the general public.


RECOMMENDATIONS

- Continue to give awareness on the importance of adhering to COVID-19 IPC measures; with the involvement of the Security Cluster.

APPROVED



INCIDENT MANAGER
28 SEPTEMBER 2021



SECRETARIAT

For enquiries, please contact
Namibia Public Health Emergency Operations Centre;

 PHEOC@mhss.gov.na

 0800 100 100

 0851 100 100