



NAMIBIA COVID-19 SITUATION REPORT NO. 558

Outbreak Name	COVID-19 outbreak	Country affected	Namibia
Date & Time	27 September 2021 17h00	Investigation start Date	13 March 2020
Prepared by	Surveillance Team		

HIGHLIGHTS/SITUATION UPDATE (27/09/2021)

CUMULATIVE	TOTAL TODAY
Tested 701 470	Tested 1 166
Confirmed 127 546	Confirmed 53
Active 1 165	Active 1 165
Recoveries 122 861	Recoveries 73
Vaccinated 1 st doses 264 143 2 nd doses 169 614	Vaccinated 1 st doses 2 874 2 nd doses 1 894
Deaths 3 508	Deaths 14

- A total of **127 546** cases have been recorded to-date, representing **5%** of the total population (**2 550 226**).
- More female cases **67 862 (53%)** have been recorded.
- Of the total confirmed cases, **4 325 (3%)** are Health Workers, with no new confirmations today.
 - 3 606 (83%) State; 711 (16%) Private, 8 (0.2%) Non-Governmental Organizations.
 - 4 303 (99%) recoveries and 25 (0.6%) deaths.
- The recovery rate now stands at **96%**.
- Khomas and Erongo regions reported the highest number of cases with **41 564 (33%)** and **18 255 (14%)** respectively.
- Of the total fatalities, **3 221 (92%)** are COVID-19 deaths while **287 (8%)** are COVID-19 related deaths. The case fatality rate now stands at **2.7%**.

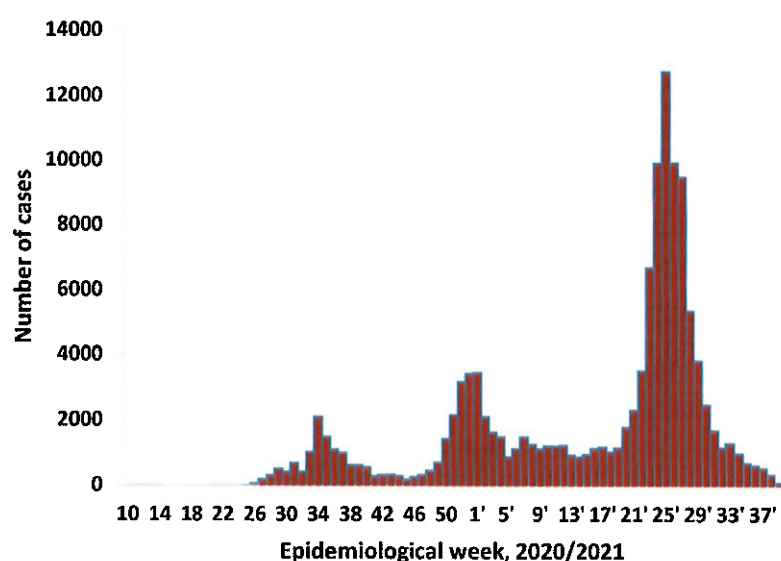
Table 1: Distribution of confirmed COVID-19 cases by region, 27 September 2021

Region	Total cases daily	Total No. of cases	Active cases	Recoveries	Cumulative Deaths	Cumulative deaths with co-morbidities	Non-COVID deaths	Health Workers
Erongo	0	18 255	57	17 783	410	340	5	417
Hardap	14	7 502	67	7 178	257	160	0	127
Kharas	5	7 794	100	7 549	145	125	0	238
Kavango East	0	5 480	14	5 270	195	117	1	246
Kavango West	0	639	10	611	18	16	0	38
Khomas	8	41 564	402	40 303	858	671	1	1 490
Kunene	1	3 705	70	3 516	119	87	0	97
Ohangwena	13	4 869	235	4 486	146	92	2	159
Omaheke	0	3 980	4	3 725	251	173	0	121
Omusati	2	5 625	50	5 352	223	135	0	180
Oshana	6	9 044	108	8 607	328	195	1	523
Oshikoto	0	6 720	40	6 505	173	138	2	319
Otjozondjupa	0	9 394	5	9 119	270	185	0	263
Zambezi	4	2 975	3	2 857	115	66	0	106
Total	53	127 546	1 165	122 861	3 508	2 500	12	4 325

EPIDEMIOLOGICAL SITUATION IN NAMIBIA

Table 2: The current distribution for hospitalization of confirmed cases by region, 27 September 2021

Region	Hospitalized confirmed cases	Intensive Care Unit
Erongo	8	0
Hardap	2	0
Kharas	5	0
Kavango East	5	0
Kavango West	1	0
Khomas	15	4
Kunene	9	0
Ohangwena	13	0
Omaheke	0	0
Omusati	16	0
Oshana	12	6
Oshikoto	3	2
Otjozondjupa	1	0
Zambezi	2	0
Total	92	12



- The highest peak of **12 787 (10%)** cases was recorded during week 25 of 2021 (Figure 1).
- After a peak in epi-week 25, the country has seen a gradual reduction in the average number of confirmed cases from 1 598 to 53 in epi-week 38.
- The number of cases have plateaued in the last five weeks as seen in the graph.

- The National Call Center continues operations for 24 hours daily.
- Today (27/09/2021), **700** calls were answered.

Figure 1: Epi-curve for confirmed COVID-19 cases, 27 September 2021

- The laboratory testing capacity has been enhanced; with a total of fifteen (15) laboratories carrying out the testing of samples: NIP, Path-Care, UNAM Molecular, Central Veterinary Laboratory, Namib Poultry, NAMDEB, NamPath, Namibia Central Pathology, DiagnoLab, High Care, Alpha Medical Laboratory, Des-Jo Medical Test Centre, ProQuest Diagnostic Laboratory, MAXI and Medlink Laboratory Services.
- To date, **701 470** tests (including **14 245** re-tests) have been conducted by authorized laboratories.
- Since the beginning of the outbreak, **143 536** contacts of confirmed cases have been identified, **103** new contacts were identified within the last 24 hours from 11 regions.
- Cumulatively, **140 918** contacts have completed their monitoring period, while **288** contacts are lost to follow-up and a total of **25 192 (20%)** contacts of confirmed cases have tested positive.
- Today, **851 (92%)** out of **926** active contacts were monitored.

Table 3: COVID-19 specimen recorded at the Laboratories 27 September 2021

VARIABLES	TOTAL
Total samples received by the Laboratory	701 589
Total samples tested	687 225
Total samples re-tested	14 245
Total positive results	127 546
Total negative results	559 665
Total samples discarded	117
Invalid results	0
Total pending results	7
Indeterminant/Inconclusive	7
Suspected cases in 24 hours (excluding re-tests)	1 164

Table 4: Number of people in quarantine, 27 September 2021

Region	Newly quarantined 24 hours	Cumulative number	Number discharged	Number in quarantine now
Erongo	0	6 931	6 831	100
Hardap	0	3 079	3 059	20
Kavango (East and West)	0	1 673	1 673	0
Khomas	0	3 697	3 695	2
Kharas	0	9 909	9 809	100
Kunene	0	6 493	6 205	288
Ohangwena	0	695	695	0
Omaheke	0	15 359	15 277	82
Omusati	0	3 092	3 034	58
Oshana	0	400	400	0
Oshikoto	96	23 044	22 919	125
Otjozondjupa	0	1 743	1 703	40
Zambezi	6	2 026	1 991	35
Total	102	78 141	77 291	850

➤ Since March 2020, **78 141** people have been placed into quarantine around the country.

➤ A total of **850** people are currently in quarantine, with **102** admissions.

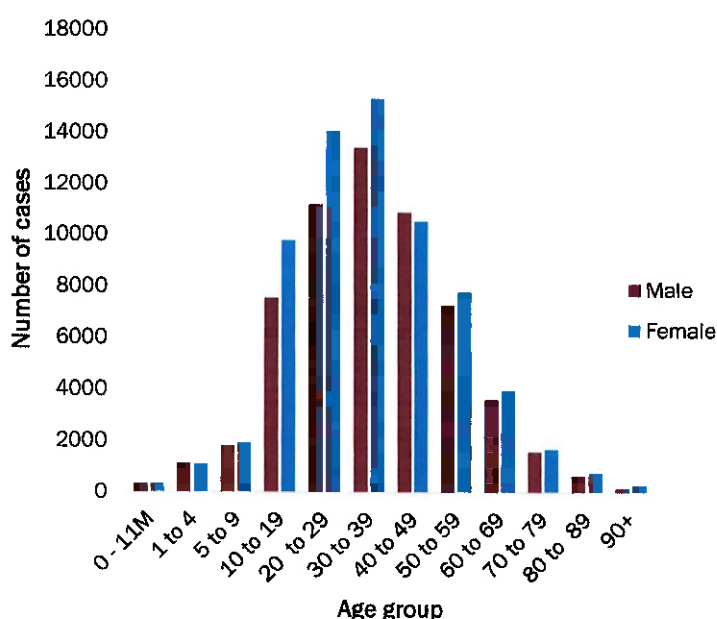


Figure 2: Age and Sex distribution of COVID-19 confirmed cases 27 September 2021

- Of the total confirmed cases, **75 549 (59%)** are in the 20-49 years age-brackets which constitutes the majority of the recorded cases.
- A total of **21 252 (17%)** of the confirmed cases are among the 5-19 years category.
- A total of **15 094 (12%)** of the confirmed cases are among the 50 - 59 years group.
- The under 5 years age group make up **2 886 (2%)** of the total cases whereas, **12 765 (10%)** are above 60 years of age.

Table 5: Summary of COVID-19 vaccine doses administered, 27 September 2021

Region	Cumulative no. of persons vaccinated with doses of Sinopharm, AstraZeneca, Sputnik V, Pfizer and Jassen & Johnson		Targeted Population	Vaccination Coverage (%)	Cumulative no. of Healthcare Workers vaccinated with doses of Sinopharm, AstraZeneca, Sputnik V, Pfizer and Jassen & Johnson	
	1 st doses	Fully vaccinated			1 st doses	Fully vaccinated
Erongo	28 479	20 276	121 682	17%	1 082	665
Hardap	16 946	11 731	56 741	21%	466	356
Kharas	11 807	8 425	55 489	15%	620	314
Kavango East	13 525	7 317	117 665	6%	944	551
Kavango West	6 227	4 772	29 228	16%	341	257
Khomas	70 394	50 607	286 641	18%	3 335	2 114
Kunene	15 112	8 883	66 499	13%	623	384
Ohangwena	17 165	11 154	164 102	7%	688	455
Omaheke	12 386	6 820	51 765	13%	350	220
Omusati	17 748	12 100	139 451	9%	846	541
Oshana	15 704	11 097	126 374	9%	1 262	830
Oshikoto	14 257	9 586	124 395	8%	751	567
Otjozondjupa	20 172	14 480	97 903	15%	712	461
Zambezi	4 221	3 114	63 106	5%	505	440
Total	264 143	180 362	1 501 041	12%	12 525	8 155

PUBLIC HEALTH ACTION (S)

- The COVID-19 vaccination programme is ongoing throughout the country.
- Public Health measures continue to be enforced as the situation is closely monitored.
- The government and development partners continue to prioritize the continuation of essential health services.

CHALLENGES

- Slow vaccine uptake among members of the public, and circulation of anti-vaccination information.
- Poor adherence to COVID-19 Infection Prevention and Control (IPC) measures by the general public.

RECOMMENDATIONS

- Encourage the public to get vaccinated and strengthen community health awareness to encounter anti-vaccination information in circulation.
- Continue to give awareness on the importance of adhering to COVID-19 IPC measures; with the involvement of the Security Cluster.

APPROVED




INCIDENT MANAGER
27 SEPTEMBER 2021




SECRETARIAT

For enquiries, please contact
Namibia Public Health Emergency Operations Centre;

 PHEOC@mhss.gov.na

 0800 100 100

 0851 100 100