



NAMIBIA COVID-19 SITUATION REPORT NO. 556

Outbreak Name	COVID-19 outbreak	Country affected	Namibia
Date & Time	25 September 2021 17h00	Investigation start Date	13 March 2020
Prepared by	Surveillance Team		

HIGHLIGHTS/SITUATION UPDATE (25/09/2021)

CUMULATIVE	TOTAL TODAY
Tested 698 457	Tested 1 498
Confirmed 127 373	Confirmed 112
Active 1 114	Active 1 114
Recoveries 122 753	Recoveries 19
Vaccinated 1 st doses 258 817 2 nd doses 166 402	Vaccinated 1 st doses 473 2 nd doses 269
Deaths 3 494	Deaths 0

- A total of **127 373** cases have been recorded to-date, representing **5%** of the total population (**2 550 226**).
- More female cases **67 771 (53%)** have been recorded.
- Of the total confirmed cases, **4 325 (3%)** are Health Workers, with no new confirmations today.
 - 3 606 (83%) State; 711 (16%) Private, 8 (0.2%) Non-Governmental Organizations.
 - 4 303 (99%) recoveries and 25 (0.6%) deaths.
- The recovery rate now stands at **96%**.
- Khomas and Erongo regions reported the highest number of cases with **41 551 (33%)** and **18 252 (14%)** respectively.
- Of the total fatalities, **3 207 (92%)** are COVID-19 deaths while **287 (8%)** are COVID-19 related deaths. The case fatality rate now stands at **2.7%**.

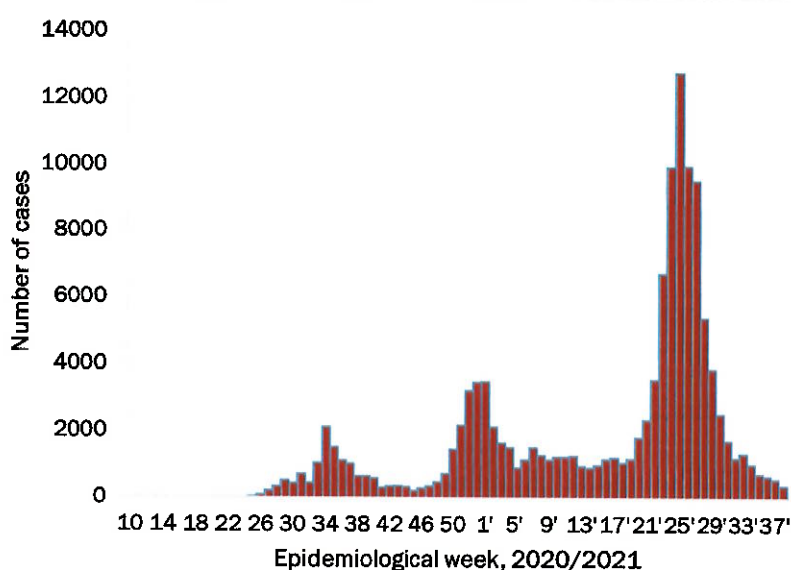
Table 1: Distribution of confirmed COVID-19 cases by region, 25 September 2021

Region	Total cases daily	Total No. of cases	Active cases	Recoveries	Cumulative Deaths	Cumulative deaths with co-morbidities	Non-COVID deaths	Health Workers
Erongo	10	18 252	54	17 783	410	340	5	417
Hardap	0	7 481	63	7 161	257	160	0	127
Kharas	0	7 789	95	7 549	145	125	0	238
Kavango East	1	5 480	14	5 270	195	117	1	246
Kavango West	0	639	10	611	18	16	0	38
Khomas	6	41 551	396	40 296	858	671	1	1 490
Kunene	22	3 702	69	3 516	117	85	0	97
Ohangwena	50	4 793	169	4 477	145	91	2	159
Omaheke	0	3 980	10	3 719	251	173	0	121
Omusati	17	5 601	55	5 323	223	135	0	180
Oshana	3	9 027	93	8 606	327	194	1	523
Oshikoto	0	6 713	56	6 482	173	138	2	319
Otjozondjupa	3	9 394	17	9 107	270	185	0	263
Zambezi	0	2 971	13	2853	105	59	0	106
Total	112	127 373	1 114	122 753	3 494	2 489	12	4 325

EPIDEMIOLOGICAL SITUATION IN NAMIBIA

Table 2: The current distribution for hospitalization of confirmed cases by region, 25 September 2021

Region	Hospitalized confirmed cases	Intensive Care Unit
Erongo	12	5
Hardap	1	0
Kharas	5	0
Kavango East	5	0
Kavango West	1	0
Khomas	17	3
Kunene	9	0
Ohangwena	14	0
Omaheke	0	0
Omusati	10	0
Oshana	8	6
Oshikoto	3	2
Otjozondjupa	1	0
Zambezi	3	0
Total	89	16



- The highest peak of **12 787 (10%)** cases was recorded during week 25 of 2021 (Figure 1).
- After a peak in epi-week 25, the country has seen a gradual reduction in the average number of confirmed cases from 1 598 to 81 in epi-week 37.
- The number of cases have plateaued in the last four weeks as seen in the graph.

- The National Call Center continues operations for 24 hours daily.
- Today (25/09/2021), **665** calls were answered.

Figure 1: Epi-curve for confirmed COVID-19 cases, 25 September 2021

- The laboratory testing capacity has been enhanced; with a total of fifteen (15) laboratories carrying out the testing of samples: NIP, Path-Care, UNAM Molecular, Central Veterinary Laboratory, Namib Poultry, NAMDEB, NamPath, Namibia Central Pathology, DiagnoLab, High Care, Alpha Medical Laboratory, Des-Jo Medical Test Centre, ProQuest Diagnostic Laboratory, MAXI and Medlink Laboratory Services.
- To date, **698 457** tests (including **14 241** re-tests) have been conducted by authorized laboratories.
- Since the beginning of the outbreak, **143 325** contacts of confirmed cases have been identified, **12** new contacts were identified within the last 24 hours from 12 regions.
- Cumulatively, **140 631** contacts have completed their monitoring period, while **288** contacts are lost to follow-up and a total of **25 167 (20%)** contacts of confirmed cases have tested positive.
- Today, **329 (31%)** out of **1 055** active contacts were monitored.

Table 3: COVID-19 specimen recorded at the Laboratories 25 September 2021

VARIABLES	TOTAL
Total samples received by the Laboratory	698 576
Total samples tested	684 216
Total samples re-tested	14 241
Total positive results	127 373
Total negative results	556 829
Total samples discarded	117
Invalid results	0
Total pending results	7
Indeterminant/Inconclusive	7
Suspected cases in 24 hours (excluding re-tests)	1 495

Table 4: Number of people in quarantine, 25 September 2021

Region	Newly quarantined 24 hours	Cumulative number	Number discharged	Number in quarantine now
Erongo	0	6 931	6 831	100
Hardap	0	3 079	2 958	121
Kavango (East and West)	0	1 673	1 673	0
Khomas	0	3 697	3 695	2
Kharas	0	9 909	9 809	100
Kunene	0	6 493	6 205	288
Ohangwena	0	695	695	0
Omaheke	101	15 347	15 174	173
Omusati	0	3 085	3 014	71
Oshana	0	400	400	0
Oshikoto	0	22 948	22 815	133
Otjozondjupa	0	1 743	1 703	40
Zambezi	0	2 020	1 991	29
Total	101	78 020	76 963	1 057

- Since March 2020, **78 020** people have been placed into quarantine around the country.
- A total of **1 057** people are currently in quarantine, with **101** admissions.

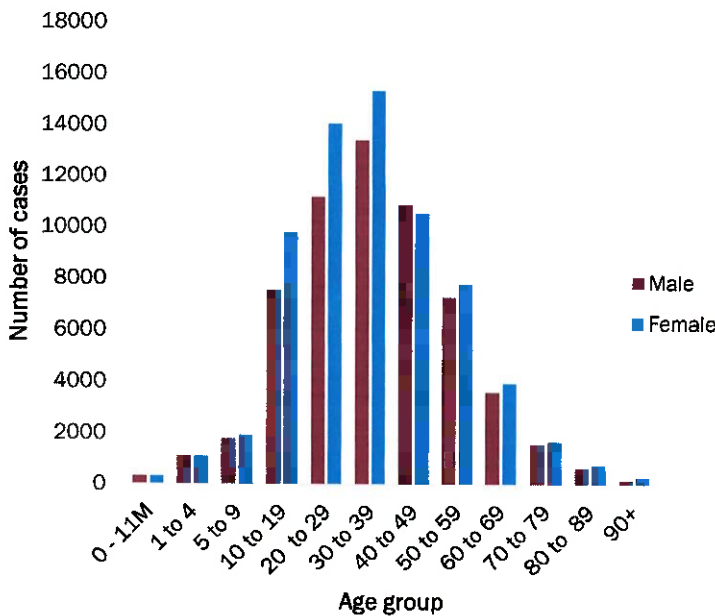


Figure 2: Age and Sex distribution of COVID-19 confirmed cases 25 September 2021

- Of the total confirmed cases, **75 502 (59%)** are in the 20-49 years age-brackets which constitutes the majority of the recorded cases.
- A total of **21 166 (17%)** of the confirmed cases are among the 5-19 years category.
- A total of **15 081 (12%)** of the confirmed cases are among the 50 - 59 years group.
- The under 5 years age group make up **2 881 (2%)** of the total cases whereas, **12 743 (10%)** are above 60 years of age.

Table 5: Summary of COVID-19 vaccine doses administered, 25 September 2021

Region	Cumulative no. of persons vaccinated with doses of Sinopharm, AstraZeneca, Sputnik V and Jassen & Johnson		Targeted Population	Vaccination Coverage (%)	Cumulative no. of Healthcare Workers vaccinated with doses of Sinopharm, AstraZeneca, Sputnik V and Jassen & Johnson	
	1 st doses	Fully vaccinated			1 st doses	Fully vaccinated
Erongo	28 229	19 913	121 682	16%	1 072	664
Hardap	16 752	11 431	56 741	20%	464	355
Kharas	11576	8 173	55 489	15%	620	314
Kavango East	13179	6 876	117 665	6%	919	547
Kavango West	6086	4 522	29 228	16%	341	257
Khomas	69 684	49 613	286 641	17%	3 335	2 114
Kunene	14370	7 996	66 499	12%	623	384
Ohangwena	16630	10 675	164 102	7%	688	455
Omaheke	11818	6 264	51 765	12%	350	220
Omusati	16 978	11 317	139 451	8%	839	541
Oshana	15 580	10 944	126 374	9%	1 262	830
Oshikoto	13 853	9 194	124 395	7%	729	564
Otjozondjupa	19 913	14 189	97 903	14%	712	461
Zambezi	4 169	3 056	63 106	5%	503	437
Total	258 817	174 263	1 501 041	12%	12 457	8 143

PUBLIC HEALTH ACTION (S)

- The COVID-19 vaccination programme is ongoing throughout the country.
- Public Health measures continue to be enforced as the situation is closely monitored.
- The government and development partners continue to prioritize the continuation of essential health services.

CHALLENGES

- Slow vaccine uptake among members of the public, and circulation of anti-vaccination information.
- Poor adherence to COVID-19 Infection Prevention and Control (IPC) measures by the general public.


RECOMMENDATIONS

- Encourage the public to get vaccinated and strengthen community health awareness to encounter anti-vaccination information in circulation.
- Continue to give awareness on the importance of adhering to COVID-19 IPC measures; with the involvement of the Security Cluster.

APPROVED



INCIDENT MANAGER
25 SEPTEMBER 2021



SECRETARIAT

For enquiries, please contact
Namibia Public Health Emergency Operations Centre;

 PHEOC@mhss.gov.na

 0800 100 100

 0851 100 100