



NAMIBIA COVID-19 SITUATION REPORT NO. 550

Outbreak Name	COVID-19 outbreak	Country affected	Namibia
Date & Time	19 September 2021 17h00	Investigation start Date	13 March 2020
Prepared by	Surveillance Team		

HIGHLIGHTS/SITUATION UPDATE (19/09/2021)

CUMULATIVE	TOTAL TODAY
Tested 690 208	Tested 1 448
Confirmed 127 000	Confirmed 100
Active 1 308	Active 1 308
Recoveries 122 208	Recoveries 119
Vaccinated 1 st doses 245 578 2 nd doses 156 833	Vaccinated 1 st doses 1 771 2 nd doses 1 406
Deaths 3 472	Deaths 1

- A total of **127 000** cases have been recorded to-date, representing **5%** of the total population (**2 550 226**).
- More female cases **67 543 (53%)** have been recorded.
- Of the total confirmed cases, **4 315 (3%)** are Health Workers, with **1** new confirmations today.
 - 3 596 (83%) State; 711 (16%) Private, 8 (0.2%) Non-Governmental Organizations.
 - 4 265 (99%) recoveries and 25 (0.6%) deaths.
- The recovery rate now stands at **96%**.
- Khomas and Erongo regions reported the highest number of cases with **41 510 (33%)** and **18 222 (14%)** respectively.
- Of the total fatalities, **3 187 (92%)** are COVID-19 deaths while **285 (8%)** are COVID-19 related deaths. The case fatality rate now stands at **2.7%**.

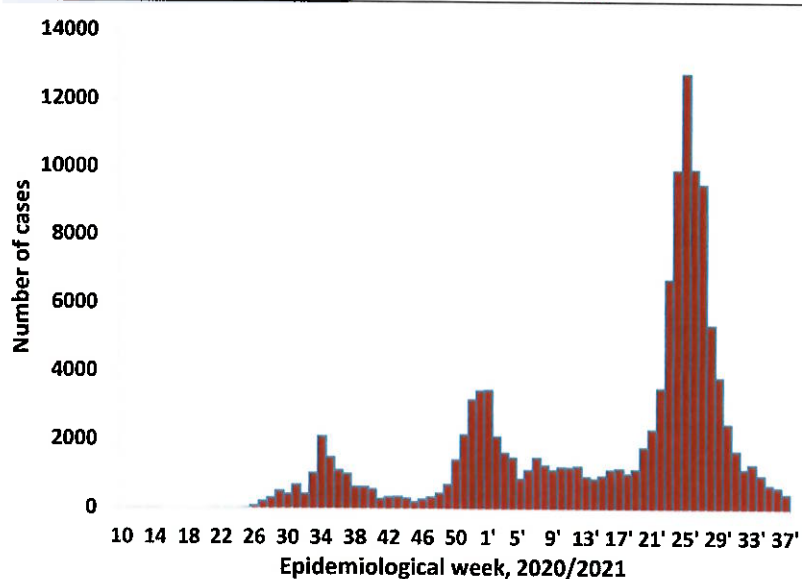
Table 1: Distribution of confirmed COVID-19 cases by region, 19 September 2021

Region	Total cases daily	Total No. of cases	Active cases	Recoveries	Cumulative Deaths	Cumulative deaths with co-morbidities	Non-COVID deaths	Health Workers
Erongo	4	18 222	73	17 736	408	339	5	417
Hardap	0	7 446	45	7 144	257	160	0	123
Kharas	1	7 774	80	7 549	145	125	0	235
Kavango East	0	5 464	7	5 263	193	115	1	246
Kavango West	1	637	11	608	18	16	0	38
Khomas	7	41 510	370	40 284	855	668	1	1 489
Kunene	6	3 676	51	3 516	109	80	0	97
Oshana	6	9 001	70	8 603	327	194	1	523
Oshikoto	5	6 678	49	6 456	171	136	2	318
Otjozondjupa	4	9 381	8	9 103	270	185	0	262
Zambezi	0	2 956	21	2 830	105	59	0	106
Total	100	127 000	1 308	122 208	3 472	2 473	12	4 315

EPIDEMIOLOGICAL SITUATION IN NAMIBIA

Table 2: The current distribution for hospitalization of confirmed cases by region, 19 September 2021

Region	Hospitalized confirmed cases	Intensive Care Unit
Erongo	14	5
Hardap	1	0
Karas	5	0
Kavango East	7	0
Kavango West	2	0
Khomas	14	3
Kunene	7	0
Ohangwena	11	0
Omaheke	1	0
Omusati	13	0
Oshana	15	5
Oshikoto	4	2
Otjozondjupa	1	0
Zambezi	4	0
Total	99	15



- The highest peak of **12 787 (10%)** cases was recorded during week 25 of 2021 (Figure 1).
- After a peak in epi-week 25, the country has seen a gradual reduction in the average number of confirmed cases from 1 598 to 94 in epi-week 37.
- The number of cases have plateaued in the last four weeks as seen in the graph.

- The National Call Center continues operations for 24 hours daily.
- Today (19/09/2021), **583** calls were answered.

Figure 1: Epi-curve for confirmed COVID-19 cases, 19 September 2021

- The laboratory testing capacity has been enhanced; with a total of fifteen (15) laboratories carrying out the testing of samples: NIP, Path-Care, UNAM Molecular, Central Veterinary Laboratory, Namib Poultry, NAMDEB, NamPath, Namibia Central Pathology, DiagnoLab, High Care, Alpha Medical Laboratory, Des-Jo Medical Test Centre, ProQuest Diagnostic Laboratory, MAXI and Medlink Laboratory Services.
- To date, **690 208** tests (including **14 220** re-tests) have been conducted by authorized laboratories.
- Since the beginning of the outbreak, **142 312** contacts of confirmed cases have been identified, **53** new contacts were identified within the last 24 hours from 11 regions.
- Cumulatively, **139 766** contacts have completed their monitoring period, while **288** contacts are lost to follow-up and a total of **25 090 (20%)** contacts of confirmed cases have tested positive.
- Today, **294 (29%)** out of **1 010** active contacts were monitored.

Table 3: COVID-19 specimen recorded at the Laboratories 19 September 2021

VARIABLES	TOTAL
Total samples received by the Laboratory	690 327
Total samples tested	675 988
Total samples re-tested	14 220
Total positive results	127 000
Total negative results	548 974
Total samples discarded	117
Invalid results	0
Total pending results	7
Indeterminant/Inconclusive	7
Suspected cases in 24 hours (excluding re-tests)	1 442

Table 4: Number of people in quarantine, 19 September 2021

Region	Newly quarantined 24 hours	Cumulative number	Number discharged	Number in quarantine now
Erongo	0	6931	6751	180
Hardap	0	2911	2900	11
Kavango (East and West)	0	1673	1673	0
Khomas	0	3695	3692	3
Kharas	0	9909	9809	100
Kunene	0	6493	6205	288
Ohangwena	0	695	695	0
Omaheke	116	15017	14859	158
Omusati	0	2950	2904	46
Oshana	0	400	400	0
Oshikoto	0	22587	22471	116
Otjozondjupa	0	1743	1703	40
Zambezi	0	2006	1991	15
Total	116	77 010	76 053	957

- Since March 2020, **77 010** people have been placed into quarantine around the country.
- A total of **957** people are currently in quarantine, with **116** admissions.

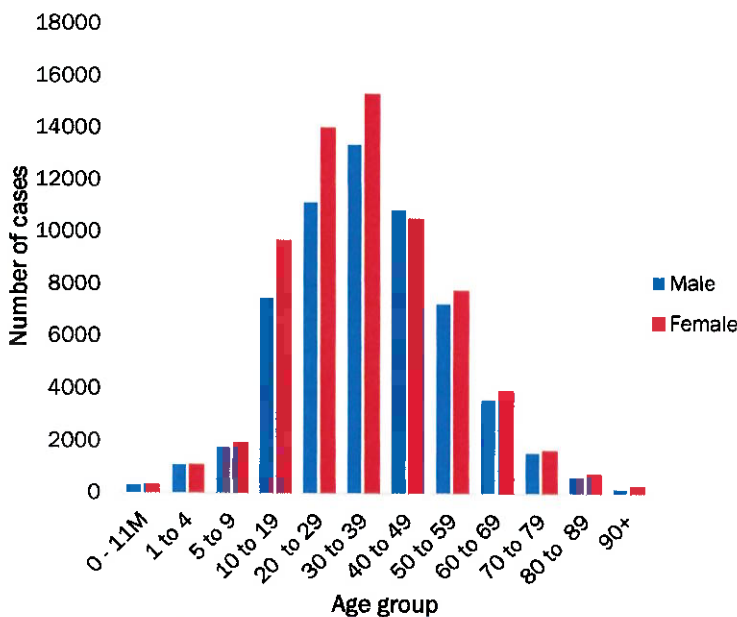


Figure 2: Age and Sex distribution of COVID-19 confirmed cases 19 September 2021

- Of the total confirmed cases, **75 390 (59%)** are in the 20-49 years age-brackets which constitutes the majority of the recorded cases.
- A total of **21 007 (17%)** of the confirmed cases are among the 5-19 years category.
- A total of **15 049 (12%)** of the confirmed cases are among the 50 - 59 years group.
- The under 5 years age group make up **2 861 (2%)** of the total cases whereas, **12 693 (10%)** are above 60 years of age.

Table 5: Summary of COVID-19 vaccine doses administered, 19 September 2021

Region	Cumulative no. of persons vaccinated with doses of Sinopharm, AstraZeneca, Sputnik V and Jassen & Johnson		Targeted Population	Vaccination Coverage (%)	Cumulative no. of Healthcare Workers vaccinated with doses of Sinopharm, AstraZeneca, Sputnik V and Jassen & Johnson	
	1 st doses	Fully vaccinated			1 st doses	Fully vaccinated
Erongo	26 276	17 528	121 682	14%	1 008	652
Hardap	15 684	9 299	56 741	16%	454	347
Kharas	10 957	7 407	55 489	13%	612	312
Kavango East	12 775	6 178	117 665	5%	887	514
Kavango West	5 835	4 126	29 228	14%	341	257
Khomas	65 874	44 326	286 641	15%	3 335	2 114
Kunene	13 825	7 300	66 499	11%	544	381
Ohangwena	15 846	9 929	164 102	6%	688	455
Omaheke	11 425	5 954	51 765	12%	350	220
Omusati	16 406	10 679	139 451	8%	812	541
Oshana	14 754	10 083	126 374	8%	1 262	830
Oshikoto	13 207	8 559	124 395	7%	706	545
Otjozondjupa	18 678	12 566	97 903	13%	712	461
Zambezi	4 036	2 899	63 106	5%	482	425
Total	245 578	156 833	1 501 041	10%	12 193	8 054

PUBLIC HEALTH ACTION (S)

- Administration of the first doses for Sputnik V and Jassen & Johnson vaccines has commenced nationwide.
- The COVID-19 vaccination programme is ongoing throughout the country.
- Public Health measures continue to be enforced as the situation is closely monitored.
- The government and development partners continue to prioritize the continuation of essential health services.

CHALLENGES

- Slow vaccine uptake among members of the public, and circulation of anti-vaccination information.
- Poor adherence to COVID-19 Infection Prevention and Control (IPC) measures by the general public.

RECOMMENDATIONS

- Encourage the public to get vaccinated and strengthen community health awareness to encounter anti-vaccination information in circulation.
- Continue to give awareness on the importance of adhering to COVID-19 IPC measures; with the involvement of the Security Cluster.

APPROVED



INCIDENT MANAGER
19 SEPTEMBER 2021




SECRETARIAT

For enquiries, please contact

Namibia Public Health Emergency Operations Centre;

 PHEOC@mhss.gov.na

 0800 100 100

 0851 100 100