



NAMIBIA COVID-19 SITUATION REPORT NO. 548

Outbreak Name	COVID-19 outbreak	Country affected	Namibia
Date & Time	17 September 2021 17h00	Investigation start Date	13 March 2020
Prepared by	Surveillance Team		

HIGHLIGHTS/SITUATION UPDATE (17/09/2021)

CUMULATIVE	TOTAL TODAY
Tested 687 434	Tested 1 405
Confirmed 126 811	Confirmed 103
Active 1 249	Active 1 249
Recoveries 122 081	Recoveries 41
Vaccinated 1 st doses 242 903 2 nd doses 154 816	Vaccinated 1 st doses 1 595 2 nd doses 1 721
Deaths 3 469	Deaths 3

- A total of **126 811** cases have been recorded to-date, representing **5%** of the total population (**2 550 226**).
- More female cases **67 428 (53%)** have been recorded.
- Of the total confirmed cases, **4 313 (3%)** are Health Workers, with **2** new confirmations today.
 - 3 594 (83%) State; 711 (16%) Private, 8 (0.2%) Non-Governmental Organizations.
 - 4 265 (99%) recoveries and 25 (0.6%) deaths.
- The recovery rate now stands at **96%**.
- Khomas and Erongo regions reported the highest number of cases with **41 498 (33%)** and **18 213 (14%)** respectively.
- Of the total fatalities, **3 184 (92%)** are COVID-19 deaths while **285 (8%)** are COVID-19 related deaths. The case fatality rate now stands at **2.7%**.

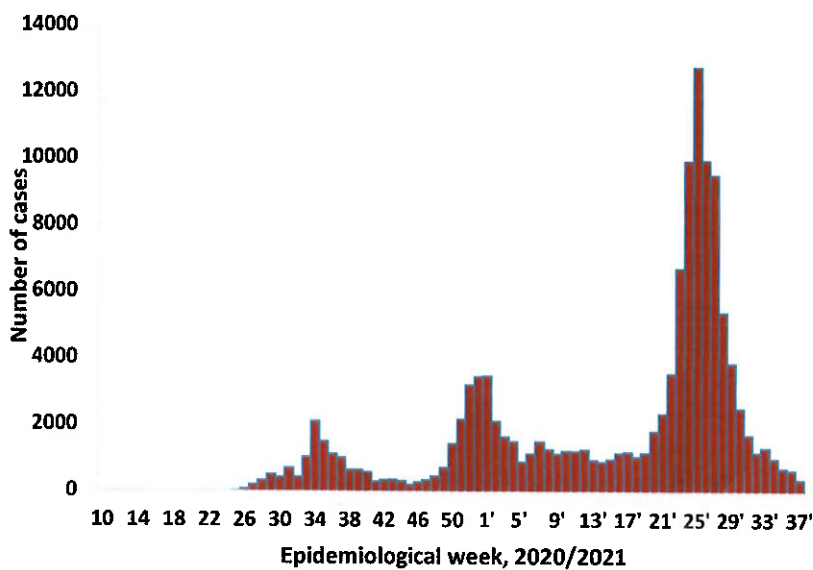
Table 1: Distribution of confirmed COVID-19 cases by region, 17 September 2021

Region	Total cases daily	Total No. of cases	Active cases	Recoveries	Cumulative Deaths	Cumulative deaths with co-morbidities	Non-COVID deaths	Health Workers
Erongo	1	18 213	64	17 736	408	339	5	417
Hardap	9	7 442	41	7 144	257	160	0	123
Kharas	3	7 771	82	7 545	144	125	0	235
Kavango East	0	5 464	7	5 263	193	115	1	246
Kavango West	2	636	26	592	18	16	0	38
Khomas	3	41 498	359	40 284	854	667	1	1 489
Kunene	9	3 665	40	3 516	109	80	0	97
Ohangwena	30	4 643	323	4 176	142	89	2	157
Omaheke	1	3 963	82	3 631	250	173	0	121
Omusati	26	5 533	90	5 221	222	134	0	180
Oshana	5	8 988	69	8 591	327	194	1	523
Oshikoto	3	6 666	38	6 456	170	136	2	318
Otjozondjupa	2	9 373	7	9 096	270	185	0	262
Zambezi	9	2 956	21	2 830	105	59	0	106
Total	103	126 811	1 249	122 081	3 469	2 472	12	4 313

EPIDEMIOLOGICAL SITUATION IN NAMIBIA

Table 2: The current distribution for hospitalization of confirmed cases by region, 17 September 2021

Region	Hospitalized confirmed cases	Intensive Care Unit
Erongo	22	8
Hardap	1	0
Karas	2	0
Kavango East	8	0
Kavango West	2	0
Khomas	14	6
Kunene	7	0
Ohangwena	11	0
Omaheke	0	0
Omusati	11	0
Oshana	15	3
Oshikoto	4	2
Otjozondjupa	1	0
Zambezi	1	0
Total	99	19



➤ The highest peak of **12 787 (10%)** cases was recorded during week 25 of 2021 (Figure 1).

➤ The number of cases have plateaued in the last four weeks as seen in the graph.

➤ The National Call Center continues operations for 24 hours daily.

➤ Today (17/09/2021), **639** calls were answered.

Figure 1: Epi-curve for confirmed COVID-19 cases, 17 September 2021

➤ The laboratory testing capacity has been enhanced; with a total of fifteen (15) laboratories carrying out the testing of samples: NIP, Path-Care, UNAM Molecular, Central Veterinary Laboratory, Namib Poultry, NAMDEB, NamPath, Namibia Central Pathology, DiagnoLab, High Care, Alpha Medical Laboratory, Des-Jo Medical Test Centre, ProQuest Diagnostic Laboratory, MAXI and Medlink Laboratory Services.

➤ To date, **687 434** tests (including **14 209** re-tests) have been conducted by authorized laboratories.

➤ Since the beginning of the outbreak, **142 236** contacts of confirmed cases have been identified, **35** new contacts were identified within the last 24 hours from 9 regions.

➤ Cumulatively, **139 632** contacts have completed their monitoring period, while **288** contacts are lost to follow-up and a total of **25 082 (20%)** contacts of confirmed cases have tested positive.

➤ Today, **688 (67%)** out of **1 023** active contacts were monitored.

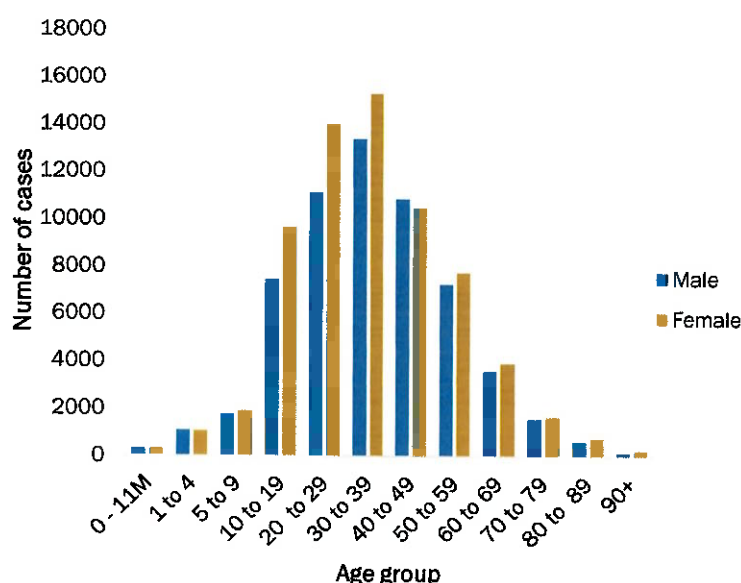
Table 3: COVID-19 specimen recorded at the Laboratories 17 September 2021

VARIABLES	TOTAL
Total samples received by the Laboratory	687 553
Total samples tested	673 225
Total samples re-tested	14 209
Total positive results	126 811
Total negative results	546 400
Total samples discarded	117
Invalid results	0
Total pending results	7
Indeterminant/Inconclusive	7
Suspected cases in 24 hours (excluding re-tests)	1 403

Table 4: Number of people in quarantine, 17 September 2021

Region	Newly quarantined 24 hours	Cumulative number	Number discharged	Number in quarantine now
Erongo	0	6 931	6 751	180
Hardap	0	2 911	2 900	11
Kavango (East and West)	0	1 673	1 669	4
Khomas	0	3 695	3 692	3
Kharas	0	9 909	9 809	100
Kunene	138	6 493	6 205	288
Ohangwena	0	695	695	0
Omaheke	0	14 901	14 826	75
Omusati	5	2 943	2 904	39
Oshana	0	400	400	0
Oshikoto	44	22 587	22 471	116
Otjozondjupa	0	1 743	1 703	40
Zambezi	0	2 006	1 991	15
Total	187	76 887	76 016	871

- Since March 2020, **76 887** people have been placed into quarantine around the country.
- A total of **871** people are currently in quarantine, with **187** admissions.



- Of the total confirmed cases, **75 325 (59%)** are in the 20-49 years age-brackets which constitutes the majority of the recorded cases.
- A total of **20 908 (16%)** of the confirmed cases are among the 5-19 years category.
- A total of **15 041 (12%)** of the confirmed cases are among the 50 - 59 years group.
- The under 5 years age group make up **2 858 (2%)** of the total cases whereas, **12 679 (10%)** are above 60 years of age.

Figure 2: Age and Sex distribution of COVID-19 confirmed cases 17 September 2021

Table 5: Summary of COVID-19 vaccine doses administered, 17 September 2021

Region	Cumulative no. of persons vaccinated with doses of Sinopharm and AstraZeneca		Cumulative no. of persons vaccinated with doses of Sputnik V and Jassen & Johnson		Targeted Population	Vaccination Coverage (%)	Cumulative no. of Healthcare Workers vaccinated with doses of Sinopharm and AstraZeneca	
	1 st doses	2 nd doses	1 st doses	2 nd doses			1 st doses	2 nd doses
Erongo	26 002	17 177	0	0	121 682	14%	1 004	652
Hardap	15 684	9 299	0	0	56 741	16%	454	347
Kharas	10 950	7 406	0	0	55 489	13%	612	312
Kavango East	12 679	6 025	0	0	117 665	5%	884	505
Kavango West	5 751	4 036	0	0	29 228	14%	341	257
Khomas	65 070	44 070	263	0	286 641	15%	3 335	2 114
Kunene	13 336	6 990	0	0	66 499	11%	540	381
Ohangwena	15 336	9 469	0	0	164 102	6%	688	455
Omaheke	11 415	5 951	0	0	51 765	11%	350	220
Omusati	16 175	10 449	0	0	139 451	7%	811	540
Oshana	14 747	10 083	0	0	126 374	8%	1 262	830
Oshikoto	12 954	8 426	0	0	124 395	7%	706	544
Otjozondjupa	18 496	12 548	30	0	97 903	13%	712	461
Zambezi	4 015	2 887	0	0	63 106	5%	480	425
Total	242 610	154 816	293	0	1 501 041	10%	12 179	8 043

PUBLIC HEALTH ACTION (S)

- Administration of the first doses for Sputnik V and Jassen & Johnson vaccines has commenced in all fourteen (14) regions.
- The COVID-19 vaccination programme is ongoing throughout the country.
- Public Health measures continue to be enforced as the situation is closely monitored.
- The government and development partners continue to prioritize the continuation of essential health services.


CHALLENGES

- Slow vaccine uptake among members of the public, and circulation of anti-vaccination information.
- Poor adherence to COVID-19 Infection Prevention and Control (IPC) measures by the general public.


RECOMMENDATIONS

- Encourage the public to get vaccinated and strengthen community health awareness to encounter anti-vaccination information in circulation.
- Continue to give awareness on the importance of adhering to COVID-19 IPC measures; with the involvement of the Security Cluster.

APPROVED



INCIDENT MANAGER
17 SEPTEMBER 2021



SECRETARIAT

For enquiries, please contact
Namibia Public Health Emergency Operations Centre;

 PHEOC@mhss.gov.na

 0800 100 100

 0851 100 100