



NAMIBIA COVID-19 SITUATION REPORT NO. 547

Outbreak Name	COVID-19 outbreak	Country affected	Namibia
Date & Time	16 September 2021 17h00	Investigation start Date	13 March 2020
Prepared by	Surveillance Team		

HIGHLIGHTS/SITUATION UPDATE (16/09/2021)

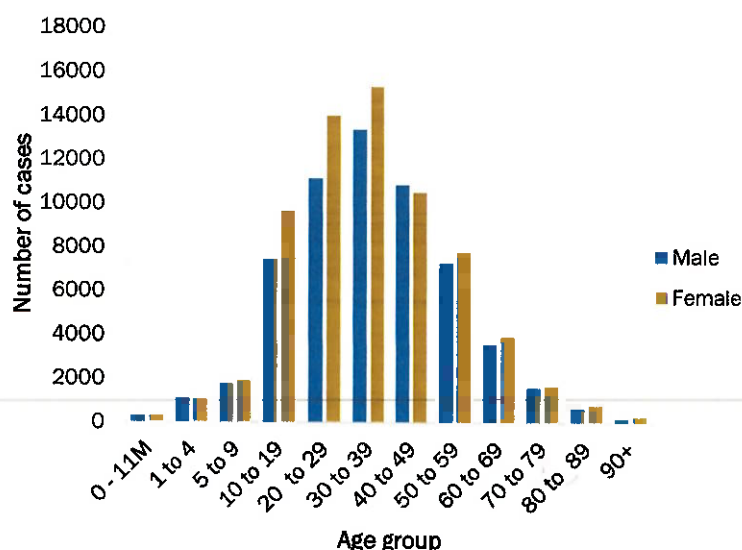
CUMULATIVE	TOTAL TODAY
Tested 686 029	Tested 1 642
Confirmed 126 708	Confirmed 80
Active 1 190	Active 1 190
Recoveries 122 040	Recoveries 168
Vaccinated 1 st doses 241 308 2 nd doses 153 095	Vaccinated 1 st doses 2 584 2 nd doses 2 484
Deaths 3 466	Deaths 5

- A total of **126 708** cases have been recorded to-date, representing **5%** of the total population (**2 550 226**).
- More female cases **67 370 (53%)** have been recorded.
- Of the total confirmed cases, **4 310 (3%)** are Health Workers, with **2** new confirmations today.
 - 3 591 (83%) State; 711 (16%) Private, 8 (0.2%) Non-Governmental Organizations.
 - 4 265 (99%) recoveries and 25 (0.6%) deaths.
- The recovery rate now stands at **96%**.
- Khomas and Erongo regions reported the highest number of cases with **41 495 (33%)** and **18 212 (14%)** respectively.
- Of the total fatalities, **3 181 (92%)** are COVID-19 deaths while **285 (8%)** are COVID-19 related deaths. The case fatality rate now stands at **2.7%**.

Table 1: Distribution of confirmed COVID-19 cases by region, 16 September 2021

Region	Total cases daily	Total No. of cases	Active cases	Recoveries	Cumulative Deaths	Cumulative deaths with co-morbidities	Non-COVID deaths	Health Workers
Erongo	2	18 212	63	17 736	408	339	5	417
Hardap	2	7 433	32	7 144	257	160	0	123
Karas	10	7 768	79	7 545	144	125	0	235
Kavango East	0	5 464	9	5 263	191	115	1	246
Kavango West	4	634	24	592	18	16	0	38
Khomas	3	41 495	362	40 278	854	667	1	1 489
Kunene	9	3 656	31	3 516	109	80	0	96
Ohangwena	19	4 613	309	4 160	142	89	2	157
Omaheke	0	3 962	81	3 631	250	173	0	121
Omusati	10	5 507	75	5 210	222	134	0	179
Oshana	2	8 983	64	8 591	327	194	1	523
Oshikoto	10	6663	40	6 452	169	135	2	318
Otjozondjupa	5	9 371	9	9 092	270	185	0	262
Zambezi	4	2 947	12	2 830	105	59	0	105
Total	80	126 708	1 190	122 040	3 466	2 471	12	4 310

EPIDEMIOLOGICAL SITUATION IN NAMIBIA



- Of the total confirmed cases, **75 292 (59%)** are in the 20-49 years age-brackets which constitutes the majority of the recorded cases.
- A total of **20 865 (16%)** of the confirmed cases are among the 5-19 years category.
- A total of **15 034 (12%)** of the confirmed cases are among the 50 - 59 years group.
- The under 5 years age group make up **2 850 (2%)** of the total cases whereas, **12 667 (10%)** are above 60 years of age.

Figure 2: Age and Sex distribution of COVID-19 confirmed cases 16 September 2021

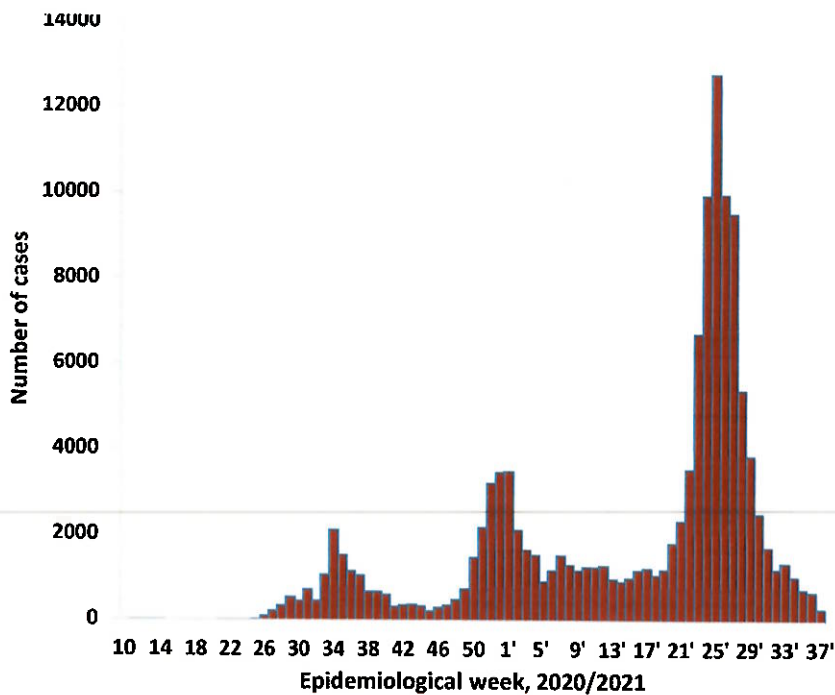
Table 2: The current distribution for hospitalization of confirmed cases by region, 16 September 2021

Region	Hospitalized confirmed cases	Intensive Care Unit
Erongo	22	8
Hardap	4	0
Kharas	2	0
Kavango East	8	0
Kavango West	2	0
Khomas	15	6
Kunene	8	0
Ohangwena	17	0
Omaheke	0	0
Omusati	11	0
Oshana	15	3
Oshikoto	3	3
Otjozondjupa	1	0
Zambezi	4	0
Total	112	20

- The laboratory testing capacity has been enhanced; with a total of fifteen (15) laboratories carrying out the testing of samples: NIP, Path-Care, UNAM Molecular, Central Veterinary Laboratory, Namib Poultry, NAMDEB, NamPath, Namibia Central Pathology, DiagnoLab, High Care, Alpha Medical Laboratory, Des-Jo Medical Test Centre, ProQuest Diagnostic Laboratory, MAXI and Medlink Laboratory Services.
- To date, **686 029** tests (including **14 207** re-tests) have been conducted by authorized laboratories.
- Since the beginning of the outbreak, **142 201** contacts of confirmed cases have been identified, **235** new contacts were identified within the last 24 hours from 13 regions.
- Cumulatively, **139 529** contacts have completed their monitoring period, while **288** contacts are lost to follow-up and a total of **25 070 (20%)** contacts of confirmed cases have tested positive.
- Today, **761 (69%)** out of **1 096** active contacts were monitored.

Table 3: COVID-19 specimen recorded at the Laboratories 16 September 2021

VARIABLES	TOTAL
Total samples received by the Laboratory	686 148
Total samples tested	671 822
Total samples re-tested	14 207
Total positive results	126 708
Total negative results	545 100
Total samples discarded	117
Invalid results	0
Total pending results	7
Indeterminant/Inconclusive	7
Suspected cases in 24 hours (excluding re-tests)	1 642



➤ The highest peak of **12 787 (10%)** cases was recorded during week 25 of 2021 (Figure 2).

➤ The National Call Center continues operations for 24 hours daily.
 ➤ Today (16/09/2021), **594** calls were answered.

Figure 2: Epi-curve for confirmed COVID-19 cases, 16 September 2021

Table 4: Number of people in quarantine, 16 September 2021

Region	Newly quarantined 24 hours	Cumulative number	Number discharged	Number in quarantine now
Erongo	0	6 931	6 751	180
Hardap	0	2 911	2 900	11
Kavango (East and West)	4	1 673	1 669	4
Khomas	0	3 695	3 692	3
Kharas	0	9 909	9 789	120
Kunene	0	6 355	6 205	150
Ohangwena	0	695	695	0
Omaheke	51	14 901	14 826	75
Omusati	10	2 938	2 858	80
Oshana	0	400	400	0
Oshikoto	55	22 543	22 375	168
Otjondjupa	0	1 743	1 703	40
Zambezi	0	2 006	1 991	15
Total	120	76 700	75 854	846

➤ Since March 2020, **76 700** people have been placed into quarantine around the country.
 ➤ A total of **846** people are currently in quarantine, with **120** admissions.

Table 5: Summary of COVID-19 vaccine doses administered, 16 September 2021

Region	Cumulative no. of persons vaccinated with doses of Sinopharm and AstraZeneca		Targeted Population	Vaccination Coverage (%)	Cumulative no. of Healthcare Workers vaccinated with doses of Sinopharm and AstraZeneca	
	1 st doses	2 nd doses			1 st doses	2 nd doses
Erongo	26 002	17 177	121 682	14%	1 004	652
Hardap	15 480	8 941	56 741	16%	449	342
Kharas	10 753	7 119	55 489	13%	612	312
Kavango East	12 679	6 025	117 665	5%	884	505
Kavango West	5 751	4 036	29 228	14%	341	257
Khomas	64 684	43 601	286 641	15%	3 335	2 114
Kunene	13 336	6 990	66 499	11%	540	381
Ohangwena	15 336	9 469	164 102	6%	688	455
Omaheke	11 262	5 842	51 765	11%	350	220
Omusati	16 171	10 442	139 451	7%	811	540
Oshana	14 643	10 006	126 374	8%	1 262	830
Oshikoto	12 842	8 199	124 395	7%	705	540
Otjondjupa	18 396	12 376	97 903	13%	712	461
Zambezi	3 973	2 872	63 106	5%	480	425
Total	241 308	153 095	1 501 041	10%	12 173	8 034

PUBLIC HEALTH ACTION (S)

- The COVID-19 vaccination programme is ongoing throughout the country.
- Public Health measures continue to be enforced as the situation is closely monitored.
- The government and development partners continue to prioritize the continuation of essential health services.


CHALLENGES


- Slow vaccine uptake among members of the public, and circulation of anti-vaccination information.
- Poor adherence to COVID-19 Infection Prevention and Control (IPC) measures by the general public.

RECOMMENDATIONS

- Encourage the public to get vaccinated and strengthen community health awareness to encounter anti-vaccination information in circulation.
- Continue to give awareness on the importance of adhering to COVID-19 IPC measures; with the involvement of the Security Cluster.


APPROVED



.....
INCIDENT MANAGER
16 SEPTEMBER 2021



.....
SECRETARIAT

For enquiries, please contact

Namibia Public Health Emergency Operations Centre;

 PHEOC@mhss.gov.na

 0800 100 100

 0851 100 100