



NAMIBIA COVID-19 SITUATION REPORT NO. 545

Outbreak Name	COVID-19 outbreak	Country affected	Namibia
Date & Time	14 September 2021 17h00	Investigation start Date	13 March 2020
Prepared by	Surveillance Team		

HIGHLIGHTS/SITUATION UPDATE (14/09/2021)

New regulations enforce (16 September 2021-15 October 2021):

- Public gatherings to be adjusted to a hundred and fifty (150) persons per event.
- Curfew to remain in force countrywide (23h00 to 04h00).

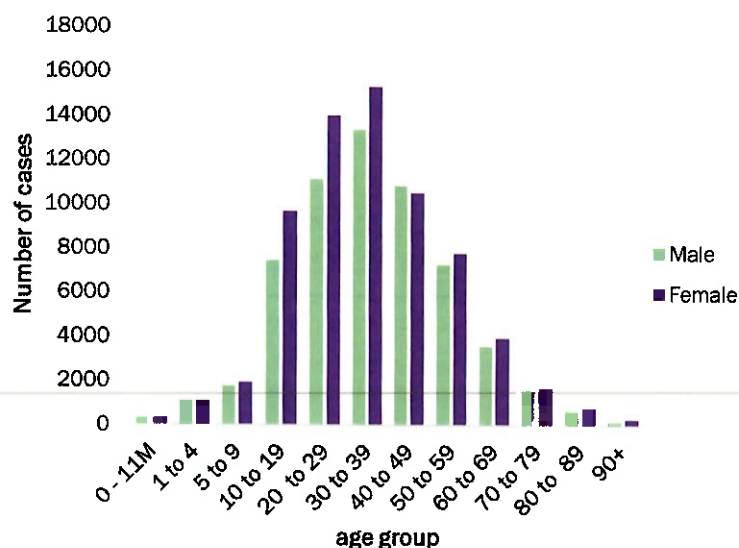
CUMULATIVE	TOTAL TODAY
Tested 681 868	Tested 1 546
Confirmed 126 537	Confirmed 39
Active 1 245	Active 1 245
Recoveries 121 824	Recoveries 54
Vaccinated 1 <sup>st</sup> doses 236 297    2 <sup>nd</sup> doses 147 643	Vaccinated 1 <sup>st</sup> doses 1 879    2 <sup>nd</sup> doses 2 533
Deaths 3 456	Deaths 8

- A total of **126 537** cases have been recorded to-date, representing **5%** of the total population (**2 550 226**).
- More female cases **67 270 (53%)** have been recorded.
- Of the total confirmed cases, **4 303 (3%)** are Health Workers, with **1** new confirmations today.
  - 3 584 (83%) State; 711 (17%) Private, 8 (0.2%) Non-Governmental Organizations.
  - 4 265 (99%) recoveries and 25 (0.6%) deaths.
- The recovery rate now stands at **96%**.
- Khomas and Erongo regions reported the highest number of cases with **41 483 (33%)** and **18 207 (14%)** respectively.
- Of the total fatalities, **3 164 (92%)** are COVID-19 deaths while **284 (8%)** are COVID-19 related deaths. The case fatality rate now stands at **2.7%**.

Table 1: Distribution of confirmed COVID-19 cases by region, 14 September 2021

Region	Total cases daily	Total No. of cases	Active cases	Recoveries	Cumulative Deaths	Cumulative deaths with co-morbidities	Non-COVID deaths	Health Workers
Erongo	2	18 207	81	17 713	408	339	5	417
Hardap	6	7 424	23	7 144	257	160	0	123
ǀKaras	7	7 754	66	7 544	144	125	0	235
Kavango East	1	5 453	9	5 255	188	115	1	245
Kavango West	0	629	19	592	18	16	0	38
Khomas	8	41 483	355	40 274	853	666	1	1 489
Kunene	0	3 647	46	3 493	108	80	0	96
Ohangwena	4	4 564	277	4 145	140	88	2	153
Omaheke	0	3 961	80	3 631	250	173	0	121
Omusati	4	5 491	86	5 185	220	133	0	179
Oshana	3	8 977	142	8 508	326	194	1	523
Oshikoto	2	6 645	37	6 437	169	135	2	318
Otjozondjupa	1	9 362	11	9 081	270	185	0	260
Zambezi	1	2 940	13	2 822	105	59	0	105
<b>Total</b>	<b>39</b>	<b>126 537</b>	<b>1 245</b>	<b>121 824</b>	<b>3 456</b>	<b>2 464</b>	<b>12</b>	<b>4 303</b>

## EPIDEMIOLOGICAL SITUATION IN NAMIBIA



- Of the total confirmed cases, **75 218 (59%)** are in the 20-49 years age-brackets which constitutes the majority of the recorded cases.
- A total of **20 825 (16%)** of the confirmed cases are among the 5-19 years category.
- A total of **15 021 (12%)** of the confirmed cases are among the 50 - 59 years group.
- The under 5 years age group make up **2 844 (2%)** of the total cases whereas, **12 629 (10%)** are above 60 years of age.

**Figure 2: Age and Sex distribution of COVID-19 confirmed cases 14 September 2021**

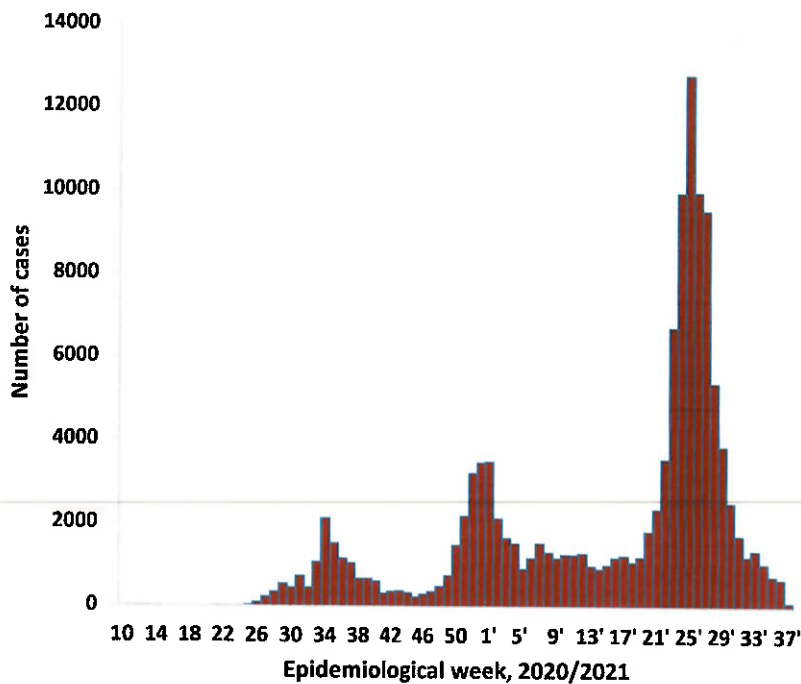
**Table 2: The current distribution for hospitalization of confirmed cases by region, 14 September 2021**

Region	Hospitalized confirmed cases	Intensive Care Unit
Erongo	19	6
Hardap	1	0
Kharas	8	0
Kavango East	8	0
Kavango West	1	0
Khomas	21	7
Kunene	8	0
Ohangwena	14	0
Omaheke	5	0
Omusati	13	0
Oshana	17	4
Oshikoto	3	2
Otjozondjupa	0	0
Zambezi	4	0
<b>Total</b>	<b>122</b>	<b>19</b>

- The laboratory testing capacity has been enhanced; with a total of fifteen (15) laboratories carrying out the testing of samples: NIP, Path-Care, UNAM Molecular, Central Veterinary Laboratory, Namib Poultry, NAMDEB, NamPath, Namibia Central Pathology, DiagnoLab, High Care, Alpha Medical Laboratory, Des-Jo Medical Test Centre, ProQuest Diagnostic Laboratory, MAXI and Medlink Laboratory Services.
- To date, **681 868** tests (including **14 201** re-tests) have been conducted by authorized laboratories.
- Since the beginning of the outbreak, **141 817** contacts of confirmed cases have been identified, **199** new contacts were identified within the last 24 hours from 11 regions.
- Cumulatively, **139 172** contacts have completed their monitoring period, while **288** contacts are lost to follow-up and a total of **25 017 (20%)** contacts of confirmed cases have tested positive.
- Today, **826 (77%)** out of **1 075** active contacts were monitored.

**Table 3: COVID-19 specimen recorded at the Laboratories 14 September 2021**

VARIABLES	TOTAL
Total samples received by the Laboratory	681 995
Total samples tested	667 675
Total samples re-tested	14 201
Total positive results	126 537
Total negative results	541 126
Total samples discarded	117
Invalid results	0
Total pending results	7
Indeterminant/Inconclusive	7
Suspected cases in 24 hours (excluding re-tests)	1 542



➤ The highest peak of **12 787 (10%)** cases was recorded during week 25 of 2021 (Figure 2).

➤ The National Call Center continues operations for 24 hours daily.  
 ➤ Today (13/09/2021), **585** calls were answered.

**Figure 2: Epi-curve for confirmed COVID-19 cases, 14 September 2021**

**Table 4: Number of people in quarantine, 14 September 2021**

Region	Newly quarantined 24 hours	Cumulative number	Number discharged	Number in quarantine now
Erongo	0	6931	6731	200
Hardap	6	2906	2885	21
Kavango (East and West)	0	1669	1669	0
Khomas	1	3694	3692	2
Kharas	0	9909	9789	120
Kunene	0	6355	6205	150
Ohangwena	0	695	695	0
Omaheke	0	14815	14796	19
Omusati	7	2928	2858	70
Oshana	0	400	400	0
Oshikoto	79	22416	22248	168
Otjozondjupa	0	1743	1703	40
Zambezi	15	2006	1991	15
<b>Total</b>	<b>108</b>	<b>76 467</b>	<b>75 662</b>	<b>805</b>

➤ Since March 2020, **76 467** people have been placed into quarantine around the country.  
 ➤ A total of **805** people are currently in quarantine, with **108** admissions.

**Table 5: Summary of COVID-19 vaccine doses administered, 14 September 2021**

Region	Cumulative no. of persons vaccinated with doses of Sinopharm and AstraZeneca		Targeted Population	Vaccination Coverage (%)	Cumulative no. of Healthcare Workers vaccinated with doses of Sinopharm and AstraZeneca	
	1 <sup>st</sup> doses	2 <sup>nd</sup> doses			1 <sup>st</sup> doses	2 <sup>nd</sup> doses
Erongo	25 275	16 123	121 682	13%	1 000	649
Hardap	15 175	8 453	56 741	15%	448	339
Kharas	10 490	6 838	55 489	12%	611	306
Kavango East	12 455	5 851	117 665	5%	877	498
Kavango West	5 594	3 865	29 228	13%	341	257
Khomas	63 398	42 492	286 641	15%	3 335	2 114
Kunene	13 184	6 712	66 499	10%	539	381
Ohangwena	15 162	9 238	164 102	6%	686	451
Omaheke	10 996	5 629	51 765	11%	350	220
Omusati	15 772	9 986	139 451	7%	806	531
Oshana	14 361	9 778	126 374	8%	1 262	830
Oshikoto	12 503	7 881	124 395	6%	704	536
Otjozondjupa	18 031	11 972	97 903	12%	712	461
Zambezi	3 901	2 825	63 106	4%	476	421
<b>Total</b>	<b>236 297</b>	<b>147 643</b>	<b>1 501 041</b>	<b>10%</b>	<b>12 147</b>	<b>7 994</b>

### PUBLIC HEALTH ACTION (S)

- The country received a consignment of 108 000 Johnson & Johnson (Janssen) vaccine doses procured through AVATT.
- The COVID-19 vaccination programme is ongoing throughout the country.
- Public Health measures continue to be enforced as the situation is closely monitored.
- The government and development partners continue to prioritize the continuation of essential health services.

### CHALLENGES


- Slow vaccine uptake among members of the public, and circulation of anti-vaccination information.
- Poor adherence to COVID-19 Infection Prevention and Control (IPC) measures by the general public.

### RECOMMENDATIONS

- Encourage the public to get vaccinated and strengthen community health awareness to encounter anti-vaccination information in circulation.
- Continue to give awareness on the importance of adhering to COVID-19 IPC measures; with the involvement of the Security Cluster.


APPROVED

  
.....  
INCIDENT MANAGER  
14 SEPTEMBER 2021

  
.....  
SECRETARIAT

For enquiries, please contact  
Namibia Public Health Emergency Operations Centre;

 [PHEOC@mhss.gov.na](mailto:PHEOC@mhss.gov.na)

 0800 100 100

 0851 100 100