



NAMIBIA COVID-19 SITUATION REPORT NO. 544

Outbreak Name	COVID-19 outbreak	Country affected	Namibia
Date & Time	13 September 2021 17h00	Investigation start Date	13 March 2020
Prepared by	Surveillance Team		

HIGHLIGHTS/SITUATION UPDATE (13/09/2021)

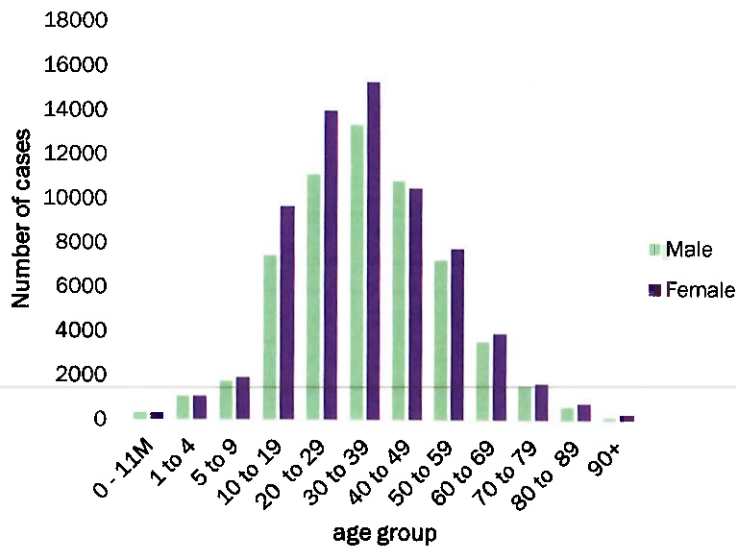
CUMULATIVE	TOTAL TODAY
Tested 680 322	Tested 1 315
Confirmed 126 498	Confirmed 68
Active 1 268	Active 1 268
Recoveries 121 770	Recoveries 123
Vaccinated 1 st doses 234 418 2 nd doses 145 110	Vaccinated 1 st doses 2 367 2 nd doses 2 983
Deaths 3 448	Deaths 11

- A total of **126 498** cases have been recorded to-date, representing **5%** of the total population (**2 550 226**).
- More female cases **67 246 (53%)** have been recorded.
- Of the total confirmed cases, **4 302 (3%)** are Health Workers, with **1** new confirmations today.
 - 3 583 (83%) State; 711 (17%) Private, 8 (0.2%) Non-Governmental Organizations.
 - 4 265 (99%) recoveries and 25 (0.6%) deaths.
- The recovery rate now stands at **96%**.
- Khomas and Erongo regions reported the highest number of cases with **41 475 (33%)** and **18 205 (14%)** respectively.
- Of the total fatalities, **3 164 (92%)** are COVID-19 deaths while **284 (8%)** are COVID-19 related deaths. The case fatality rate now stands at **2.7%**.

Table 1: Distribution of confirmed COVID-19 cases by region, 13 September 2021

Region	Total cases daily	Total No. of cases	Active cases	Recoveries	Cumulative Deaths	Cumulative deaths with co-morbidities	Non-COVID deaths	Health Workers
Erongo	0	18 205	79	17 713	408	339	5	417
Hardap	6	7 418	17	7 144	257	160	0	123
Kharas	14	7 747	59	7 544	144	125	0	235
Kavango East	3	5 452	8	5 255	188	115	1	245
Kavango West	0	629	34	577	18	16	0	38
Khomas	11	41 475	350	40 271	853	666	1	1 489
Kunene	2	3 647	53	3 487	107	79	0	96
Ohangwena	13	4 560	301	4 119	138	87	2	152
Omaheke	1	3 961	80	3 631	250	173	0	121
Omusati	0	5 487	87	5 185	215	130	0	179
Oshana	12	8 974	139	8 508	326	194	1	523
Oshikoto	0	6 643	36	6 436	169	135	2	318
Otjozondjupa	0	9 361	13	9 078	270	185	0	260
Zambezi	6	2 939	12	2 822	105	59	0	105
Total	68	126 498	1 268	121 770	3 448	2 459	12	4 302

EPIDEMIOLOGICAL SITUATION IN NAMIBIA



- Of the total confirmed cases, **75 198 (59%)** are in the 20-49 years age-brackets which constitutes the majority of the recorded cases.
- A total of **20 822 (16%)** of the confirmed cases are among the 5-19 years category.
- A total of **15 014 (12%)** of the confirmed cases are among the 50 - 59 years group.
- The under 5 years age group make up **2 844 (2%)** of the total cases whereas, **12 620 (10%)** are above 60 years of age.

Figure 2: Age and Sex distribution of COVID-19 confirmed cases 13 September 2021

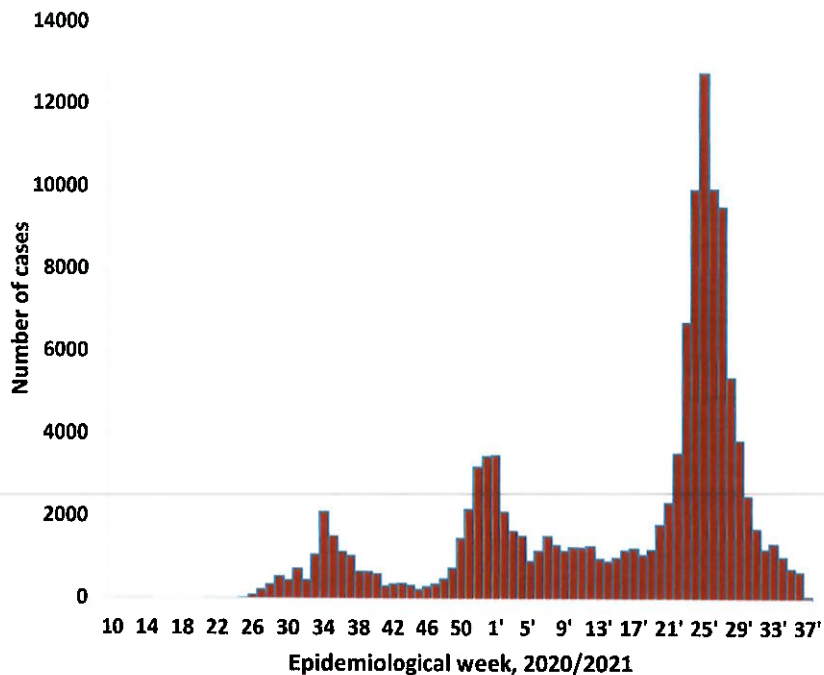
Table 2: The current distribution for hospitalization of confirmed cases by region, 13 September 2021

Region	Hospitalized confirmed cases	Intensive Care Unit
Erongo	19	6
Hardap	1	0
Kharas	8	0
Kavango East	8	0
Kavango West	1	0
Khomas	19	6
Kunene	14	0
Ohangwena	23	0
Omaheke	5	0
Omusati	10	0
Oshana	8	3
Oshikoto	6	2
Otjozondjupa	0	0
Zambezi	3	0
Total	125	17

- The laboratory testing capacity has been enhanced; with a total of fifteen (15) laboratories carrying out the testing of samples: NIP, Path-Care, UNAM Molecular, Central Veterinary Laboratory, Namib Poultry, NAMDEB, NamPath, Namibia Central Pathology, DiagnoLab, High Care, Alpha Medical Laboratory, Des-Jo Medical Test Centre, ProQuest Diagnostic Laboratory, MAXI and Medlink Laboratory Services.
- To date, **680 322** tests (including **14 197** re-tests) have been conducted by authorized laboratories.
- Since the beginning of the outbreak, **141 618** contacts of confirmed cases have been identified, **350** new contacts were identified within the last 24 hours from 12 regions.
- Cumulatively, **139 044** contacts have completed their monitoring period, while **288** contacts are lost to follow-up and a total of **25 015 (20%)** contacts of confirmed cases have tested positive.
- Today, **601 (59%)** out of **1 019** active contacts were monitored.

Table 3: COVID-19 specimen recorded at the Laboratories 13 September 2021

VARIABLES	TOTAL
Total samples received by the Laboratory	680 449
Total samples tested	666 135
Total samples re-tested	14 197
Total positive results	126 498
Total negative results	539 623
Total samples discarded	117
Invalid results	0
Total pending results	7
Indeterminant/Inconclusive	7
Suspected cases in 24 hours (excluding re-tests)	1 311



➤ The highest peak of **12 787 (10%)** cases was recorded during week 25 of 2021 (Figure 2).

➤ The National Call Center continues operations for 24 hours daily.
➤ Today (13/09/2021), **585** calls were answered.

Figure 2: Epi-curve for confirmed COVID-19 cases, 13 September 2021

Table 4: Number of people in quarantine, 13 September 2021

Region	Newly quarantined 24 hours	Cumulative number	Number discharged	Number in quarantine now
Erongo	0	6 931	6 731	200
Hardap	25	2 900	2 880	20
Kavango (East and West)	0	1 669	1 669	0
Khomas	0	3 693	3 692	1
Kharas	0	9 909	9 789	120
Kunene	0	6 355	6 205	150
Ohangwena	0	695	695	0
Omaheke	0	14 815	14 796	19
Omusati	56	2 921	2 844	77
Oshana	0	400	400	0
Oshikoto	123	22 337	22 201	136
Otjozondjupa	0	1 743	1 703	40
Zambezi	0	1 991	1 991	0
Total	204	76 359	75 596	763

➤ Since March 2020, **76 359** people have been placed into quarantine around the country.
➤ A total of **763** people are currently in quarantine, with **204** admissions.

Table 5: Summary of COVID-19 vaccine doses administered, 13 September 2021

Region	Cumulative no. of persons vaccinated with doses of Sinopharm and AstraZeneca		Targeted Population	Vaccination Coverage (%)	Cumulative no. of Healthcare Workers vaccinated with doses of Sinopharm and AstraZeneca	
	1 st doses	2 nd doses			1 st doses	2 nd doses
Erongo	25 011	15 718	121 682	13%	996	637
Hardap	15 017	8 151	56 741	14%	448	336
Kharas	10 367	6 725	55 489	12%	604	305
Kavango East	12 455	5 851	117 665	5%	877	498
Kavango West	5 540	3 768	29 228	13%	341	257
Khomas	62 987	42 015	286 641	15%	3 335	2 114
Kunene	12 973	6 520	66 499	10%	539	381
Ohangwena	15 054	8 984	164 102	5%	678	448
Omaheke	10 883	5 522	51 765	11%	350	220
Omusati	15 772	9 986	139 451	7%	806	531
Oshana	14 270	9 654	126 374	8%	1 262	830
Oshikoto	12 360	7 651	124 395	6%	700	526
Otjozondjupa	17 851	11 793	97 903	12%	712	461
Zambezi	3 878	2 772	63 106	4%	474	414
Total	234 418	145 110	1 501 041	10%	12 122	7 958

PUBLIC HEALTH ACTION (S)

- The COVID-19 vaccination programme is ongoing throughout the country.
- Public Health measures continue to be enforced as the situation is closely monitored.
- The government and development partners continue to prioritize the continuation of essential health services.

CHALLENGES

- Slow vaccine uptake among members of the public, and circulation of anti-vaccination information.
- Poor adherence to COVID-19 Infection Prevention and Control (IPC) measures by the general public.

RECOMMENDATIONS

- Encourage the public to get vaccinated and strengthen community health awareness to encounter anti-vaccination information in circulation.
- Continue to give awareness on the importance of adhering to COVID-19 IPC measures; with the involvement of the Security Cluster.

APPROVED




INCIDENT MANAGER
13 SEPTEMBER 2021



SECRETARIAT

For enquiries, please contact

Namibia Public Health Emergency Operations Centre;

 PHEOC@mhss.gov.na

 0800 100 100

 0851 100 100