



**NAMIBIA COVID-19 SITUATION REPORT NO. 543**

|                        |                            |                                 |               |
|------------------------|----------------------------|---------------------------------|---------------|
| <b>Outbreak Name</b>   | COVID-19 outbreak          | <b>Country affected</b>         | Namibia       |
| <b>Date &amp; Time</b> | 12 September 2021<br>20h00 | <b>Investigation start Date</b> | 13 March 2020 |
| <b>Prepared by</b>     | Surveillance Team          |                                 |               |

**HIGHLIGHTS/SITUATION UPDATE (12/09/2021)**

| CUMULATIVE   | TOTAL TODAY  |
|--|--|
| Tested 679 012   | Tested 790   |
| Confirmed 126 430  | Confirmed 89   |
| Active 1 334   | Active 1 334   |
| Recoveries 121 647   | Recoveries 231   |
| Vaccinated<br>1 <sup>st</sup> doses 232 051<br>2 <sup>nd</sup> doses 142 127 | Vaccinated<br>1 <sup>st</sup> doses 768<br>2 <sup>nd</sup> doses 832 |
| Deaths 3 437   | Deaths 1   |

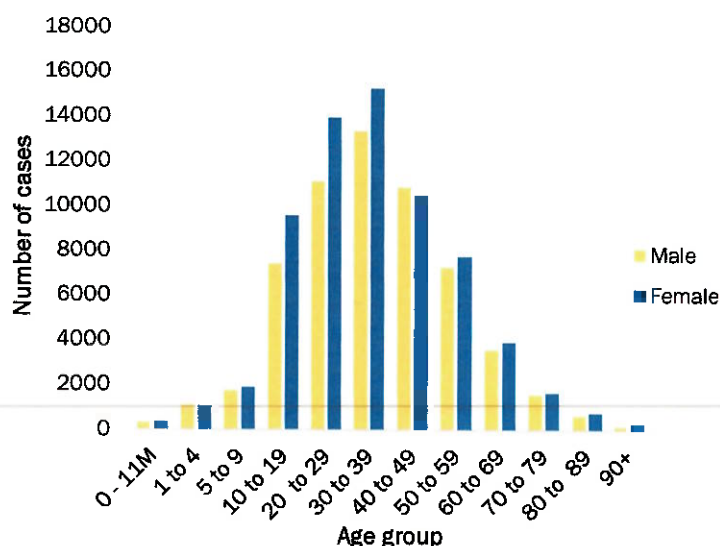
- A total of **126 430** cases have been recorded to-date, representing **5%** of the total population (**2 550 226**).
- More female cases **67 202 (53%)** have been recorded.
- Of the total confirmed cases, **4 301 (3%)** are Health Workers, with **4** new confirmations today.
  - 3 582 (83%) State; 711 (17%) Private, 8 (0.2%) Non-Governmental Organizations.
  - 4 265 (99%) recoveries and 25 (0.6%) deaths.
- The recovery rate now stands at **96%**.
- Khomas and Erongo regions reported the highest number of cases with **41 464 (33%)** and **18 205 (14%)** respectively.
- Of the total fatalities, **3 153 (92%)** are COVID-19 deaths while **284 (8%)** are COVID-19 related deaths. The case fatality rate now stands at **2.7%**.

**Table 1: Distribution of confirmed COVID-19 cases by region, 12 September 2021**

| Region       | Total cases daily | Total No. of cases | Active cases | Recoveries     | Cumulative Deaths | Cumulative deaths with co-morbidities | Non-COVID deaths | Health Workers |
|--------------|-------------------|--------------------|--------------|----------------|-------------------|---------------------------------------|------------------|----------------|
| Erongo       | 6                 | 18 205             | 79           | 17 713         | 408               | 339                                   | 5                | 417            |
| Hardap       | 0                 | 7 412              | 16           | 7 139          | 257               | 160                                   | 0                | 123            |
| Karas        | 0                 | 7 733              | 45           | 7 544          | 144               | 125                                   | 0                | 235            |
| Kavango East | 0                 | 5 449              | 10           | 5 250          | 188               | 115                                   | 1                | 245            |
| Kavango West | 2                 | 629                | 34           | 577            | 18                | 16                                    | 0                | 38             |
| Khomas       | 2                 | 41 464             | 342          | 40 268         | 853               | 666                                   | 1                | 1 489          |
| Kunene       | 7                 | 3 645              | 86           | 3 461          | 98                | 76                                    | 0                | 96             |
| Ohangwena    | 36                | 4 547              | 288          | 4 119          | 138               | 87                                    | 2                | 151            |
| Omaheke      | 0                 | 3 960              | 79           | 3 631          | 250               | 173                                   | 0                | 121            |
| Omusati      | 22                | 5 487              | 111          | 5 161          | 215               | 130                                   | 0                | 179            |
| Oshana       | 13                | 8 962              | 127          | 8 508          | 326               | 194                                   | 1                | 523            |
| Oshikoto     | 1                 | 6 643              | 54           | 6 420          | 167               | 133                                   | 2                | 318            |
| Otjozondjupa | 0                 | 9 361              | 56           | 9 035          | 270               | 185                                   | 0                | 260            |
| Zambezi      | 0                 | 2 933              | 7            | 2 821          | 105               | 59                                    | 0                | 105            |
| <b>Total</b> | <b>89</b>         | <b>126 430</b>     | <b>1 334</b> | <b>121 647</b> | <b>3 437</b>      | <b>2 454</b>                          | <b>12</b>        | <b>4 301</b>   |



## EPIDEMIOLOGICAL SITUATION IN NAMIBIA



- Of the total confirmed cases, **75 163 (59%)** are in the 20-49 years age-brackets which constitutes the majority of the recorded cases.
- A total of **20 810 (16%)** of the confirmed cases are among the 5-19 years category.
- A total of **15 004 (12%)** of the confirmed cases are among the 50 - 59 years group.
- The under 5 years age group make up **2 843 (2%)** of the total cases whereas, **12 610 (10%)** are above 60 years of age.

**Figure 2: Age and Sex distribution of COVID-19 confirmed cases 12 September 2021**

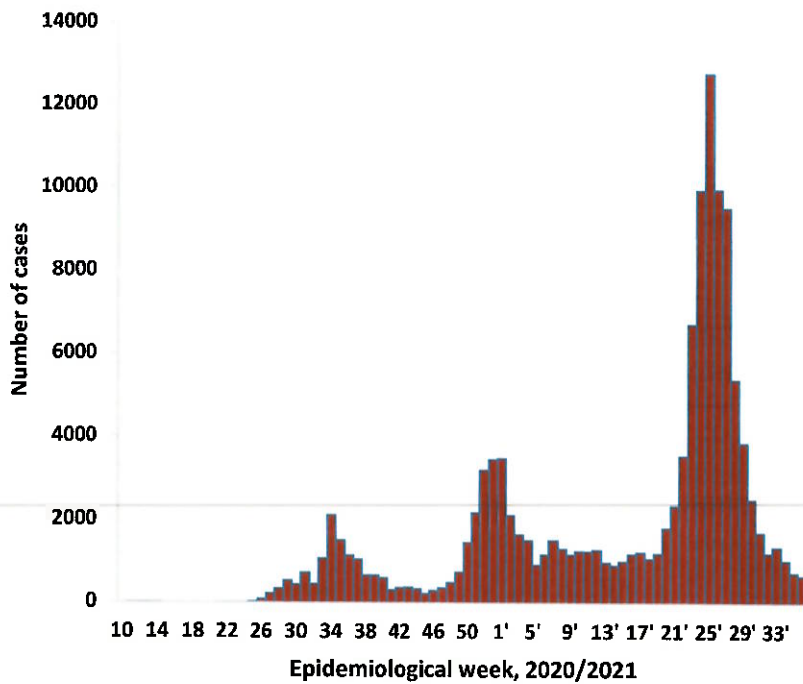
**Table 2: The current distribution for hospitalization of confirmed cases by region, 12 September 2021**

| Region       | Hospitalized confirmed cases | Intensive Care Unit |
|--------------|------------------------------|---------------------|
| Erongo       | 20                           | 6                   |
| Hardap       | 1                            | 0                   |
| Kharas       | 8                            | 0                   |
| Kavango East | 9                            | 0                   |
| Kavango West | 1                            | 0                   |
| Khomas       | 17                           | 5                   |
| Kunene       | 19                           | 0                   |
| Ohangwena    | 19                           | 0                   |
| Omaheke      | 5                            | 0                   |
| Omusati      | 15                           | 0                   |
| Oshana       | 12                           | 3                   |
| Oshikoto     | 6                            | 2                   |
| Otjozondjupa | 4                            | 0                   |
| Zambezi      | 3                            | 0                   |
| <b>Total</b> | <b>139</b>                   | <b>16</b>           |

- The laboratory testing capacity has been enhanced; with a total of fifteen (15) laboratories carrying out the testing of samples: NIP, Path-Care, UNAM Molecular, Central Veterinary Laboratory, Namib Poultry, NAMDEB, NamPath, Namibia Central Pathology, DiagnoLab, High Care, Alpha Medical Laboratory, Des-Jo Medical Test Centre, ProQuest Diagnostic Laboratory, MAXI and Medlink Laboratory Services.
- To date, **679 102** tests (including **14 193** re-tests) have been conducted by authorized laboratories.
- Since the beginning of the outbreak, **141 268** contacts of confirmed cases have been identified, **24** new contacts were identified within the last 24 hours from 10 regions.
- Cumulatively, **138 367** contacts have completed their monitoring period, while **288** contacts are lost to follow-up and a total of **24 920 (20%)** contacts of confirmed cases have tested positive.
- Today, **182 (13%)** out of **1 404** active contacts were monitored.

**Table 3: COVID-19 specimen recorded at the Laboratories 12 September 2021**

| VARIABLES  | TOTAL   |
|--|---------|
| Total samples received by the Laboratory         | 679 129 |
| Total samples tested                             | 664 819 |
| Total samples re-tested                          | 14 193  |
| Total positive results                           | 126 425 |
| Total negative results                           | 538 380 |
| Total samples discarded                          | 117     |
| Invalid results                                  | 0       |
| Total pending results                            | 7       |
| Indeterminant/Inconclusive                       | 7       |
| Suspected cases in 24 hours (excluding re-tests) | 788     |



➤ The highest peak of **12 787 (10%)** cases was recorded during week 25 of 2021 (Figure 2).

➤ The National Call Center continues operations for 24 hours daily.  
 ➤ Today (12/09/2021), **626** calls were answered.

**Figure 2: Epi-curve for confirmed COVID-19 cases, 12 September 2021**

**Table 4: Number of people in quarantine, 12 September 2021**

| Region                  | Newly quarantined 24 hours | Cumulative number | Number discharged | Number in quarantine now |
|-------------------------|----------------------------|-------------------|-------------------|--------------------------|
| Erongo                  | 0                          | 6 931             | 6 641             | 290                      |
| Hardap                  | 0                          | 2 875             | 2 863             | 12                       |
| Kavango (East and West) | 0                          | 1 669             | 1 669             | 0                        |
| Khomas                  | 0                          | 3 693             | 3 692             | 1                        |
| Kharas                  | 0                          | 9 909             | 9 789             | 120                      |
| Kunene                  | 0                          | 6 355             | 6 155             | 200                      |
| Ohangwena               | 0                          | 695               | 695               | 0                        |
| Omaheke                 | 13                         | 14 815            | 14 796            | 19                       |
| Omusati                 | 0                          | 2 865             | 2 816             | 49                       |
| Oshana                  | 0                          | 400               | 400               | 0                        |
| Oshikoto                | 0                          | 22 214            | 22 067            | 147                      |
| Otjondjupa              | 36                         | 1 743             | 1 703             | 40                       |
| Zambezi                 | 0                          | 1 991             | 1 991             | 0                        |
| <b>Total</b>            | <b>49</b>                  | <b>76 155</b>     | <b>75 277</b>     | <b>878</b>               |

➤ Since March 2020, **76 155** people have been placed into quarantine around the country.  
 ➤ A total of **878** people are currently in quarantine, with **49** admissions.

**Table 5: Summary of COVID-19 vaccine doses administered, 12 September 2021**

| Region       | Cumulative no. of persons vaccinated with doses of Sinopharm and AstraZeneca |                       | Targeted Population | Vaccination Coverage (%) | Cumulative no. of Healthcare Workers vaccinated with doses of Sinopharm and AstraZeneca |                       |
|--------------|--|-----------------------|---------------------|--------------------------|---|-----------------------|
|              | 1 <sup>st</sup> doses  | 2 <sup>nd</sup> doses |                     |                          | 1 <sup>st</sup> doses   | 2 <sup>nd</sup> doses |
| Erongo       | 25 011   | 15 718                | 121 682             | 13%                      | 996   | 637                   |
| Hardap       | 14 902   | 7 813                 | 56 741              | 14%                      | 447   | 329                   |
| Kharas       | 10 211   | 6 579                 | 55 489              | 12%                      | 603   | 304                   |
| Kavango East | 12 158   | 5 733                 | 117 665             | 5%                       | 869   | 493                   |
| Kavango West | 5 504  | 3 661                 | 29 228              | 12%                      | 341   | 257                   |
| Khomas       | 62 596   | 41 445                | 286 641             | 14%                      | 3 335   | 2 114                 |
| Kunene       | 12 569   | 6 204                 | 66 499              | 9%                       | 538   | 380                   |
| Ohangwena    | 14 913   | 8 637                 | 164 102             | 5%                       | 675   | 441                   |
| Omaheke      | 10 764   | 5 433                 | 51 765              | 10%                      | 350   | 216                   |
| Omusati      | 15 427   | 9 594                 | 139 451             | 7%                       | 805   | 528                   |
| Oshana       | 14 141   | 9 501                 | 126 374             | 7%                       | 1 262   | 830                   |
| Oshikoto     | 12 237   | 7 475                 | 124 395             | 6%                       | 700   | 526                   |
| Otjondjupa   | 17 765   | 11 602                | 97 903              | 12%                      | 712   | 461                   |
| Zambezi      | 3853   | 2 732                 | 63 106              | 4%                       | 472   | 410                   |
| <b>Total</b> | <b>23 2051</b>   | <b>142 127</b>        | <b>1 501 041</b>    | <b>9%</b>                | <b>12 105</b>   | <b>7 926</b>          |



### PUBLIC HEALTH ACTION (S)

- The COVID-19 vaccination programme is ongoing throughout the country.
- Public Health measures continue to be enforced as the situation is closely monitored.
- The government and development partners continue to prioritize the continuation of essential health services.

### CHALLENGES

- Slow vaccine uptake among members of the public, and circulation of anti-vaccination information.
- Poor adherence to COVID-19 Infection Prevention and Control (IPC) measures by the general public.

### RECOMMENDATIONS

- Encourage the public to get vaccinated and strengthen community health awareness to encounter anti-vaccination information in circulation.
- Continue to give awareness on the importance of adhering to COVID-19 IPC measures; with the involvement of the Security Cluster.

APPROVED




INCIDENT MANAGER  
12 SEPTEMBER 2021



SECRETARIAT

For enquiries, please contact  
Namibia Public Health Emergency Operations Centre;

 [PHEOC@mhss.gov.na](mailto:PHEOC@mhss.gov.na)

 0800 100 100

 0851 100 100