



NAMIBIA COVID-19 SITUATION REPORT NO. 538

Outbreak Name	COVID-19 outbreak	Country affected	Namibia
Date & Time	07 September 2021 20h00	Investigation start Date	13 March 2020
Prepared by	Surveillance Team		

HIGHLIGHTS/SITUATION UPDATE (07/09/2021)

CUMULATIVE	TOTAL TODAY
Tested 672 778	Tested 1 476
Confirmed 125 966	Confirmed 69
Active 1 459	Active 1 459
Recoveries 121 073	Recoveries 153
Vaccinated 1 st doses 225 359 2 nd doses 133 237	Vaccinated 1 st doses 2 288 2 nd doses 3 346
Deaths 3 422	Deaths 5

- A total of **125 966** cases have been recorded to-date, representing **5%** of the total population (**2 550 226**).
- More female cases **66 925 (53%)** have been recorded.
- Of the total confirmed cases, **4 287 (3%)** are Health Workers, with **0** new confirmations today.
 - 3 568 (83%) State; 711 (17%) Private, 8 (0.2%) Non-Governmental Organizations.
 - 4 233 (99%) recoveries and 25 (0.6%) deaths.
- The recovery rate now stands at **96%**.
- Khomas and Erongo regions reported the highest number of cases with **41 424 (33%)** and **18 167 (15%)** respectively.
- Of the total fatalities, **3 138 (92%)** are COVID-19 deaths while **284 (8%)** are COVID-19 related deaths. The case fatality rate now stands at **2.7%**.

Table 1: Distribution of confirmed COVID-19 cases by region, 07 September 2021

Region	Total cases daily	Total No. of cases	Active cases	Recoveries	Cumulative Deaths	Cumulative deaths with co-morbidities	Non-COVID deaths	Health Workers
Erongo	3	18167	69	17686	407	338	5	416
Hardap	0	7406	23	7126	257	160	0	123
Kharas	6	7717	155	7418	144	125	0	234
Kavango East	0	5442	16	5239	186	114	1	244
Kavango West	0	611	16	577	18	16	0	38
Khomas	3	41424	312	40260	851	664	1	1 487
Kunene	6	3574	109	3369	96	75	0	95
Ohangwena	10	4483	318	4030	133	86	2	147
Omaheke	2	3956	75	3631	250	173	0	121
Omusati	4	5414	124	5076	214	130	0	176
Oshana	11	8926	116	8485	324	193	1	523
Oshikoto	10	6616	54	6393	167	133	2	318
Otjozondjupa	7	9303	61	8972	270	185	0	260
Zambezi	7	2927	11	2811	105	59	0	105
Total	69	125 966	1 459	121 073	3422	2 447	12	4 287

EPIDEMIOLOGICAL SITUATION IN NAMIBIA

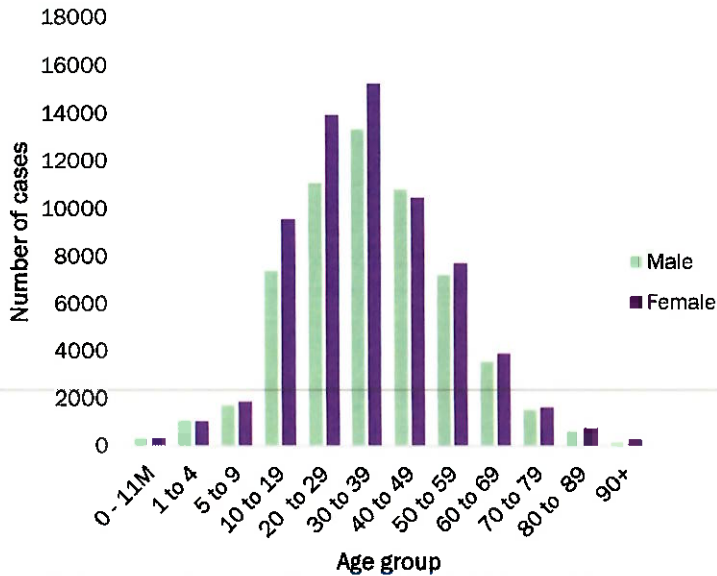


Figure 2: Age and Sex distribution of COVID-19 confirmed cases 07 September 2021

- Of the total confirmed cases, **74 976 (60%)** are in the 20-49 years age-brackets which constitutes the majority of the recorded cases.
- A total of **20 646 (16%)** of the confirmed cases are among the 5-19 years category.
- A total of **14 964 (12%)** of the confirmed cases are among the 50 - 59 years group.
- The under 5 years age group make up **2 827 (2%)** of the total cases whereas, **12 553 (10%)** are above 60 years of age.

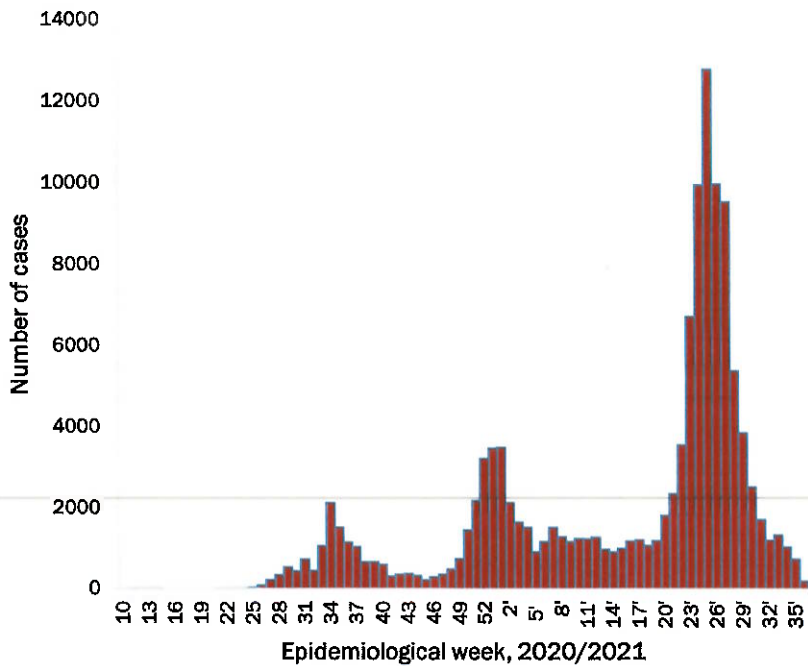
Table 2: The current distribution for hospitalization of confirmed cases by region, 07 September 2021

Region	Hospitalized confirmed cases	Intensive Care Unit
Erongo	19	7
Hardap	3	0
Kharas	8	0
Kavango East	13	0
Kavango West	2	0
Khomas	19	6
Kunene	17	0
Ohangwena	21	0
Omaheke	5	0
Omusati	21	0
Oshana	20	4
Oshikoto	7	2
Otjozondjupa	3	0
Zambezi	4	0
Total	162	19

- The laboratory testing capacity has been enhanced; with a total of fifteen (15) laboratories carrying out the testing of samples: NIP, Path-Care, UNAM Molecular, Central Veterinary Laboratory, Namib Poultry, NAMDEB, NamPath, Namibia Central Pathology, DiagnoLab, High Care, Alpha Medical Laboratory, Des-Jo Medical Test Centre, ProQuest Diagnostic Laboratory, MAXI and Medlink Laboratory Services.
- To date, **672 778** tests (including **14 172** re-tests) have been conducted by authorized laboratories.
- Since the beginning of the outbreak, **140 497** contacts of confirmed cases have been identified, **106** new contacts were identified within the last 24 hours from **11** regions.
- Cumulatively, **137 584** contacts have completed their monitoring period, while **288** contacts are lost to follow-up and a total of **24 843 (20%)** contacts of confirmed cases have tested positive.
- Today, **358 (24%)** out of **1 490** active contacts were monitored.

Table 3: COVID-19 specimen recorded at the Laboratories 07 September 2021

VARIABLES	TOTAL
Total samples received by the Laboratory	672 895
Total samples tested	658 606
Total samples re-tested	14 172
Total positive results	125 966
Total negative results	532 627
Total samples discarded	117
Invalid results	0
Total pending results	7
Indeterminant/Inconclusive	6
Suspected cases in 24 hours (excluding re-tests)	1 468



- The highest peak of **12 787 (10%)** cases was recorded during week 25 of 2021 (Figure 2).
- After a peak in epi-week 25, the country has seen a gradual reduction in the average number of confirmed cases to 104 in epi-week 35.

- The National Call Center continues operations for 24 hours daily.
- Today (07/09/2021), **478** calls were answered.

Figure 2: Epi-curve for confirmed COVID-19 cases, 07 September 2021

Table 4: Number of people in quarantine, 07 September 2021

Region	Newly quarantined 24 hours	Cumulative number	Number discharged	Number in quarantine now
Erongo	0	6 931	6 641	290
Hardap	9	2 872	2 861	11
Kavango (East and West)	0	1 669	1 669	0
Khomas	0	3 692	3 692	0
Kharas	0	9 909	9 789	120
Kunene	0	6 355	6 155	200
Ohangwena	0	695	695	0
Omaheke	0	14 598	14 441	157
Omusati	0	2 823	2 787	36
Oshana	0	400	400	0
Oshikoto	44	22 082	21 857	225
Otjozondjupa	88	1 707	1 700	7
Zambezi	0	1 991	1 991	0
Total	141	75 724	74 678	1 046

- Since March 2020, **75 724** people have been placed into quarantine around the country.
- A total of **1 046** people are currently in quarantine, with **141** admissions.

Table 5: Summary of COVID-19 vaccine doses administered, 07 September 2021

Region	Cumulative no. of persons vaccinated with doses of Sinopharm and AstraZeneca		Targeted Population	Vaccination Coverage (%)	Cumulative no. of Healthcare Workers vaccinated with doses of Sinopharm and AstraZeneca	
	1 st doses	2 nd doses			1 st doses	2 nd doses
Erongo	24 354	14 536	121 682	12%	984	631
Hardap	14 535	6 838	56 741	12%	444	305
Kharas	9 885	6 216	55 489	11%	599	300
Kavango East	11 743	5 541	117 665	5%	861	479
Kavango West	5 341	3 328	29 228	11%	341	257
Khomas	60 936	39 488	286 641	14%	3 331	2 106
Kunene	12 143	5 778	66 499	9%	535	379
Ohangwena	14 457	7 967	164 102	5%	660	424
Omaheke	10 267	5 067	51 765	10%	339	202
Omusati	15 045	8 988	139 451	6%	797	508
Oshana	13 864	9 112	126 374	7%	1 262	830
Oshikoto	11 687	6 719	124 395	5%	690	509
Otjozondjupa	17 324	11 031	97 903	11%	708	457
Zambezi	3 778	2 628	63 106	4%	466	394
Total	225 359	133 237	1 501 041	9%	12 017	77 81

PUBLIC HEALTH ACTION (S)

- The COVID-19 vaccination programme is ongoing throughout the country.
- Public Health measures continue to be enforced as the situation is closely monitored.
- The government and development partners continue to prioritize the continuation of essential health services.

CHALLENGES

- Slow vaccine uptake among members of the public, and circulation of anti-vaccination information.
- Poor adherence to COVID-19 Infection Prevention and Control (IPC) measures by the general public.


RECOMMENDATIONS

- Encourage the public to get vaccinated and strengthen community health awareness to encounter anti-vaccination information in circulation.
- Continue to give awareness on the importance of adhering to COVID-19 IPC measures; with the involvement of the Security Cluster.

APPROVED



INCIDENT MANAGER
07 SEPTEMBER 2021




SECRETARIAT

For enquiries, please contact

Namibia Public Health Emergency Operations Centre;

 PHEOC@mhss.gov.na

 0800 100 100

 0851 100 100