



NAMIBIA COVID-19 SITUATION REPORT NO. 535

Outbreak Name	COVID-19 outbreak	Country affected	Namibia
Date & Time	04 September 2021 20h00	Investigation start Date	13 March 2020
Prepared by	Surveillance Team		

HIGHLIGHTS/SITUATION UPDATE (04/09/2021)

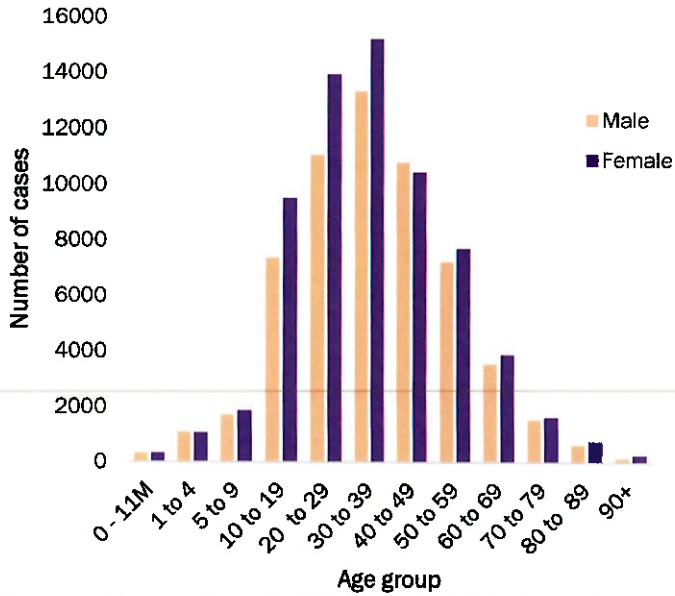
CUMULATIVE	TOTAL TODAY
Tested 668 672	Tested 1 206
Confirmed 125 659	Confirmed 49
Active 2 306	Active 2 306
Recoveries 119 930	Recoveries 60
Vaccinated 1 <sup>st</sup> doses 220 781 2 <sup>nd</sup> doses 126 882	Vaccinated 1 <sup>st</sup> doses 386 2 <sup>nd</sup> doses 576
Deaths 3 412	Deaths 0

- A total of **125 659** cases have been recorded to-date, representing **5%** of the total population (**2 550 226**).
- More female cases **66 731 (53%)** have been recorded.
- Of the total confirmed cases, **4 281 (3%)** are Health Workers.
  - 3 564 (83%) State; 709 (17%) Private, 8 (0.2%) Non-Governmental Organizations.
  - 4 233 (99%) recoveries and 25 (0.6%) deaths.
- The recovery rate now stands at **95%**.
- Khomas and Erongo regions reported the highest number of cases with **41 406 (33%)** and **18 158 (15%)** respectively.
- Of the total fatalities, **3 129 (92%)** are COVID-19 deaths while **281 (8%)** are COVID-19 related deaths. The case fatality rate now stands at **2.7%**.

Table 1: Distribution of confirmed COVID-19 cases by region, 04 September 2021

Region	Total cases daily	Total No. of cases	Active cases	Recoveries	Cumulative Deaths	Cumulative deaths with co-morbidities	Non-COVID deaths	Health Workers
Erongo	3	18 158	918	16 828	407	338	5	416
Hardap	2	7 403	34	7 112	257	160	0	123
Kharas	1	7 699	137	7 418	144	125	0	234
Kavango East	1	5 432	11	5 236	185	114	0	244
Kavango West	1	601	10	573	18	16	0	38
Khomas	7	41 406	301	40 254	850	664	1	1 485
Kunene	0	3 531	82	3 355	94	74	0	94
Ohangwena	2	4 400	322	3 944	132	85	2	146
Omaheke	6	3 954	73	3 631	250	173	0	121
Omusati	9	5 392	150	5 030	212	128	0	176
Oshana	0	8 875	111	8 442	321	191	1	522
Oshikoto	2	6 596	48	6 379	167	133	2	318
Otjozondjupa	4	9 293	89	8 934	270	185	0	259
Zambezi	11	2 919	20	2 794	105	59	0	105
<b>Total</b>	<b>49</b>	<b>125 659</b>	<b>2 306</b>	<b>119 930</b>	<b>3 412</b>	<b>2 445</b>	<b>11</b>	<b>4 281</b>

## EPIDEMIOLOGICAL SITUATION IN NAMIBIA



- Of the total confirmed cases, **74 852 (60%)** are in the 20-49 years age-brackets which constitutes the majority of the recorded cases.
- A total of **20 542 (16%)** of the confirmed cases are among the 5-19 years category.
- A total of **14 943 (12%)** of the confirmed cases are among the 50 - 59 years group.
- The under 5 years age group make up **2 815 (2%)** of the total cases whereas, **12 507 (10%)** are above 60 years of age.

**Figure 1: Age and Sex distribution of COVID-19 confirmed cases 04 September 2021**

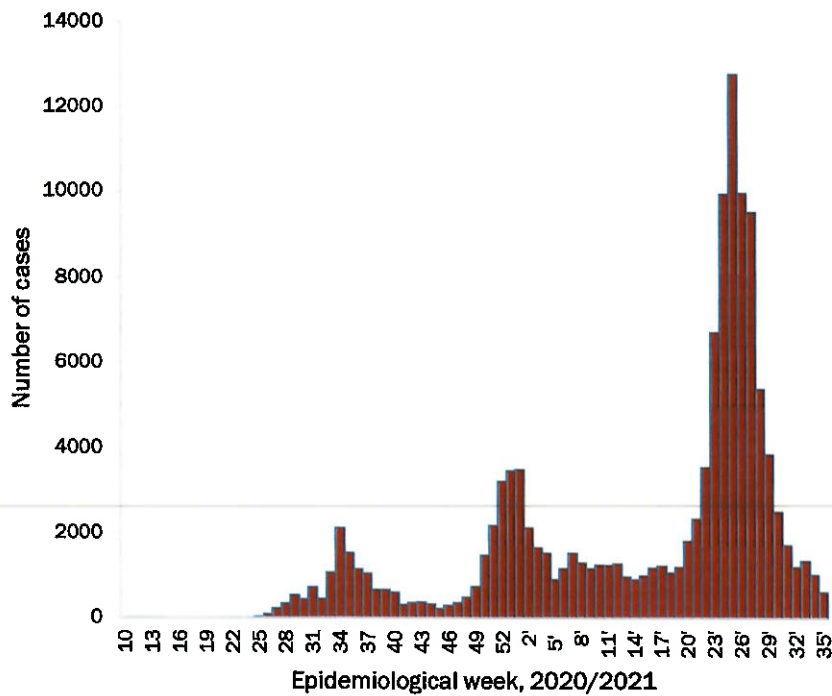
**Table 2: The current distribution for hospitalization of confirmed cases by region, 04 September 2021**

Region	Hospitalized confirmed cases	Intensive Care Unit
Erongo	24	7
Hardap	4	0
Kharas	8	0
Kavango East	11	1
Kavango West	1	0
Khomas	21	8
Kunene	12	0
Ohangwena	21	0
Omaheke	3	0
Omusati	24	0
Oshana	23	5
Oshikoto	10	2
Otjozondjupa	6	0
Zambezi	2	0
<b>Total</b>	<b>170</b>	<b>23</b>

- The laboratory testing capacity has been enhanced; with a total of fifteen (15) laboratories carrying out the testing of samples: NIP, Path-Care, UNAM Molecular, Central Veterinary Laboratory, Namib Poultry, NAMDEB, NamPath, Namibia Central Pathology, DiagnoLab, High Care, Alpha Medical Laboratory, Des-Jo Medical Test Centre, ProQuest Diagnostic Laboratory, MAXI and Medlink Laboratory Services.
- To date, **668 672** tests (including **14 150** re-tests) have been conducted by authorized laboratories.
- Since the beginning of the outbreak, **139 949** contacts of confirmed cases have been identified, **91** new contacts were identified within the last 24 hours from 7 regions.
- Cumulatively, **136 730** contacts have completed their monitoring period, while **288** contacts are lost to follow-up and a total of **24 694 (20%)** contacts of confirmed cases have tested positive.
- Today, **142 (19%)** out of **1 776** active contacts were monitored.

**Table 3: COVID-19 specimen recorded at the Laboratories 04 September 2021**

VARIABLES	TOTAL
Total samples received by the Laboratory	668 789
Total samples tested	654 522
Total samples re-tested	14 150
Total positive results	125 659
Total negative results	528 851
Total samples discarded	117
Invalid results	0
Total pending results	7
Indeterminant/Inconclusive	5
Suspected cases in 24 hours (excluding re-tests)	1 253



- The highest peak of **12 787 (10%)** cases was recorded during week 25 of 2021 (Figure 2).
- After a peak in epi-week 25, the country has seen a gradual reduction in the average number of confirmed cases to 144 in epi-week 34.

- The National Call Center continues operations for 24 hours daily.
- Today (04/09/2021), **498** calls were answered including **7** alerts.

**Figure 2: Epi-curve for confirmed COVID-19 cases, 04 September 2021**

**Table 4: Number of people in quarantine, 04 September 2021**

Region	Newly quarantined 24 hours	Cumulative number	Number discharged	Number in quarantine now
Erongo	0	6 931	6 631	300
Hardap	0	2 861	2 856	5
Kavango (East and West)	0	1 669	1 669	0
Khomas	0	3 692	3 692	0
Kharas	0	9 909	9 789	120
Kunene	0	6 355	6 133	222
Ohangwena	0	695	695	0
Omaheke	42	14 598	14 241	357
Omusati	0	2 797	2 626	171
Oshana	0	400	400	0
Oshikoto	0	21 939	21 765	174
Otjondjupa	0	1 619	1 559	60
Zambezi	0	1 991	1 991	0
<b>Total</b>	<b>42</b>	<b>75 456</b>	<b>74 047</b>	<b>1 409</b>

- Since March 2020, **75 456** people have been placed into quarantine around the country.
- A total of **1 409** people are currently in quarantine, with **42** admissions.

**Table 5: Summary of COVID-19 vaccine doses administered, 04 September 2021**

Region	Cumulative no. of persons vaccinated with doses of Sinopharm and AstraZeneca		Targeted Population	Vaccination Coverage (%)	Cumulative no. of Healthcare Workers vaccinated with doses of Sinopharm and AstraZeneca	
	1 <sup>st</sup> doses	2 <sup>nd</sup> doses			1 <sup>st</sup> doses	2 <sup>nd</sup> doses
Erongo	23 871	13 647	121 682	11%	972	626
Hardap	14 302	6 447	56 741	11%	443	299
Kharas	9 632	5 950	55 489	11%	594	283
Kavango East	11 521	5 276	117 665	4%	831	460
Kavango West	5 186	3 030	29 228	10%	329	205
Khomas	60 149	38 305	286 641	13%	3 314	2 065
Kunene	11 505	5 329	66 499	8%	508	332
Ohangwena	13 981	7 244	164 102	4%	634	341
Omaheke	9 903	4 851	51 765	9%	339	202
Omusati	14 729	8 465	139 451	6%	775	438
Oshana	13 650	8 764	126 374	7%	1 262	824
Oshikoto	11 545	6 409	124 395	5%	684	501
Otjondjupa	17 086	10 640	97 903	11%	705	454
Zambezi	3 721	2 525	63 106	4%	462	385
<b>Total</b>	<b>220 781</b>	<b>126 882</b>	<b>1 501 041</b>	<b>8%</b>	<b>11 852</b>	<b>7 415</b>

#### PUBLIC HEALTH ACTION (S)

- A total of Fifteen thousand (15 000) doses of Sputnik V Vaccines have been received as a donation from the Government of the Republic of Serbia; the public shall be informed on when the vaccine will be rolled-out.
- 
- Public Health measures continues to be enforced as the situation is closely monitored.
- The COVID-19 vaccination programme is ongoing throughout the country
- The government and development partners continue to prioritize the continuation of essential health services.


#### CHALLENGES

- Poor adherence to COVID-19 Infection Prevention and Control (IPC) measures by the general public.


#### RECOMMENDATIONS

- Continue to give awareness on the importance of adhering to COVID-19 IPC measures; with the involvement of the Security Cluster.

APPROVED





INCIDENT MANAGER  
04 SEPTEMBER 2021




SECRETARIAT

For enquiries, please contact  
Namibia Public Health Emergency Operations Centre;

 [PHEOC@mhss.gov.na](mailto:PHEOC@mhss.gov.na)

 0800 100 100

 0851 100 100