



NAMIBIA COVID-19 SITUATION REPORT NO. 525

Outbreak Name	COVID-19 outbreak	Country affected	Namibia
Date & Time	25 August 2021 20h00	Investigation start Date	13 March 2020
Prepared by	Surveillance Team		

HIGHLIGHTS/SITUATION UPDATE (25/08/2021)

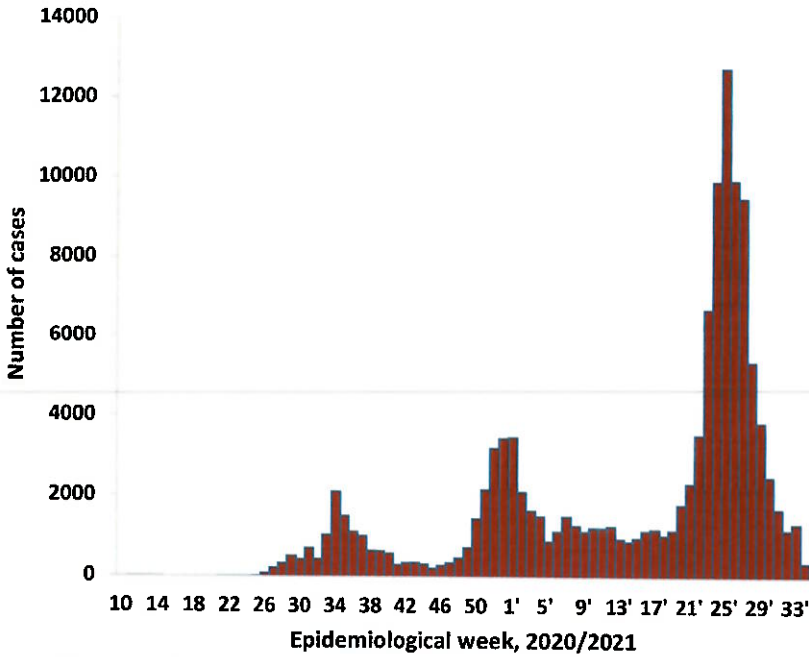
CUMULATIVE		CUMULATIVE	
Tested 654 469		Tested 1 600	
Confirmed 124 403		Confirmed 128	
Active 2 408		Active 2 408	
Recoveries 118 615		Recoveries 59	
Vaccinated		Vaccinated	
1 st doses 207 873	2 nd doses 106 468	1 st doses 916	2 nd doses 1 315
Deaths 3 369		Deaths 8	

- A total of **124 403** cases have been recorded to-date, representing **5%** of the total population (**2 550 226**).
- More female cases **65 989 (53%)** have been recorded.
- Of the total confirmed cases, **4 253 (3%)** are Health Workers.
 - 3 536 (83%) State; 709 (17%) Private, 8 (0.2%) Non-Governmental Organizations.
 - 4 157 (98%) recoveries and 25 (0.6%) deaths.
- The recovery rate now stands at **95%**.
- Khomas and Erongo regions reported the highest number of cases with **41 307 (33%)** and **18 083 (15%)** respectively.
- Of the total fatalities, **3 091 (92%)** are COVID-19 deaths while **278 (8%)** are COVID-19 related deaths. The case fatality rate now stands at **2.7%**.

Table 1: Distribution of confirmed COVID-19 cases by region, 25 August 2021

Region	Total cases daily	Total No. of cases	Active cases	Recoveries	Cumulative Deaths	Cumulative deaths with co-morbidities	Non-COVID deaths	Health Workers
Erongo	11	18 083	847	16 828	403	336	5	413
Hardap	5	7 380	83	7 041	256	160	0	123
Kharas	12	7 642	183	7 318	141	124	0	232
Kavango East	1	5 415	17	5 221	177	114	0	244
Kavango West	2	590	18	554	18	15	0	38
Khomas	15	41 307	294	40 169	843	658	1	1 483
Kunene	8	3 443	60	3 293	90	73	0	92
Ohangwena	17	4 234	387	3 714	131	84	2	145
Omaheke	12	3 749	37	3 463	249	172	0	120
Omusati	26	5 186	292	4 687	207	125	0	171
Oshana	10	8 782	97	8 365	319	190	1	517
Oshikoto	3	6 520	18	6 338	162	129	2	314
Otjozondjupa	6	9 189	58	8 861	270	185	0	257
Zambezi	0	2 883	17	2 763	103	59	0	104
Total	128	124 403	2 408	118 615	3 369	2 424	11	4 253

EPIDEMIOLOGICAL SITUATION IN NAMIBIA



➤ The highest peak of **12 787 (10%)** cases was recorded during week 25 of 2021 (Figure 1).

➤ The National Call Center continues operations for 24 hours daily.
 ➤ Today (25/08/2021), **487** calls were answered including **6** alerts.

Figure 1: Epi-curve for confirmed COVID-19 cases, 25 August 2021

Table 2: The current distribution for hospitalization of confirmed cases by region, 25 August 2021

Region	Hospitalized confirmed cases	Intensive Care Unit
Erongo	23	9
Hardap	5	0
Kharas	8	0
Kavango East	5	1
Kavango West	0	0
Khomas	51	13
Kunene	18	0
Ohangwena	13	0
Omaheke	5	0
Omusati	23	0
Oshana	26	7
Oshikoto	11	7
Otjozondjupa	7	0
Zambezi	1	0
Total	196	37

- Of the total confirmed cases, **74 393 (60%)** are in the 20-49 years age-brackets which constitutes the majority of the recorded cases.
- A total of **20 031 (16%)** of the confirmed cases are among the 5-19 years category.
- A total of **14 844 (12%)** of the confirmed cases are among the 50 - 59 years group.
- The under 5 years age group make up **2 779 (2%)** of the total cases whereas, **12 356 (10%)** are above 60 years of age.

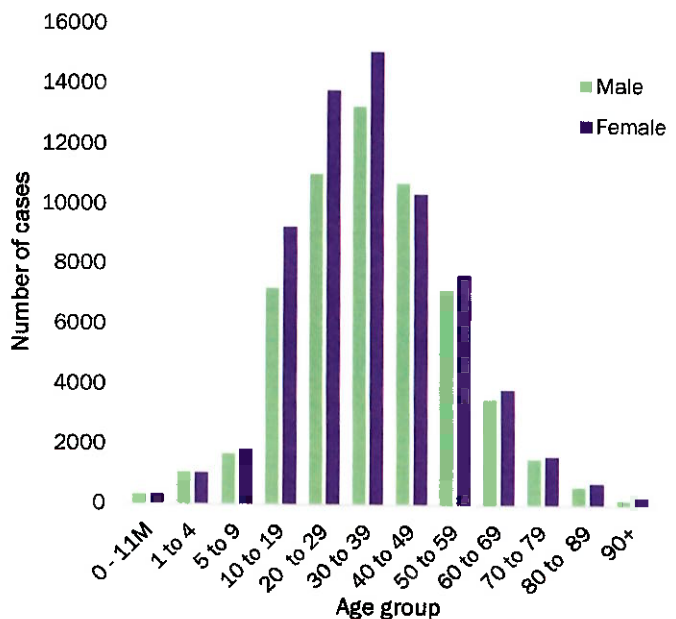


Figure 2: Age and Sex distribution of COVID-19 confirmed cases 25 August 2021

**Table 3: COVID-19 specimen recorded at the Laboratories
25 August 2021**

VARIABLES	TOTAL
Total samples received by the Laboratory	654 586
Total samples tested	640 358
Total samples re-tested	14 111
Total positive results	124 403
Total negative results	515 941
Total samples discarded	117
Invalid results	0
Total pending results	7
Indeterminant/Inconclusive	5
Suspected cases in 24 hours (excluding re-tests)	1 597

- The laboratory testing capacity has been enhanced; with a total of fifteen (15) laboratories carrying out the testing of samples: NIP, Path-Care, UNAM Molecular, Central Veterinary Laboratory, Namib Poultry, NAMDEB, NamPath, Namibia Central Pathology, DiagnoLab, High Care, Alpha Medical Laboratory, Des-Jo Medical Test Centre, ProQuest Diagnostic Laboratory, MAXI and Medlink Laboratory Services.
- To date, **654 469** tests (including **14 111** re-tests) have been conducted by authorized laboratories.
- Since the beginning of the outbreak, **137 654** contacts of confirmed cases have been identified, **169** new contacts were identified within the last 24 hours from 11 regions.
- Cumulatively, **134 503** contacts have completed their monitoring period, while **180** contacts are lost to follow-up and a total of **24 461 (20%)** contacts of confirmed cases have tested positive.
- Today, **1 262 (73%)** out of **1 262** active contacts were monitored.

Table 4: Number of people in quarantine, 25 August 2021

Region	Newly quarantined 24 hours	Cumulative number	Number discharged	Number in quarantine now
Erongo	0	6 931	6 517	414
Hardap	0	2 824	2 814	10
Kavango (East and West)	0	1 668	1 665	3
Khomas	0	3 692	3 689	3
Kharas	0	9 445	9 303	142
Kunene	0	6 079	5 882	197
Ohangwena	0	695	695	0
Omaheke	0	13 114	12 835	279
Omusati	19	2 670	2 492	178
Oshana	0	400	400	0
Oshikoto	83	21 526	21 202	324
Otjozondjupa	0	1 540	1 540	0
Zambezi	0	1 991	1 824	167
Total	102	72 575	70 858	1 717

- Since March 2020, **72 575** people have been placed into quarantine around the country.
- A total of **1 717** people are currently in quarantine, with **102** new admissions.

Table 5: Summary of COVID-19 vaccine doses administered, 25 August 2021

Region	Cumulative no. of persons vaccinated with doses of Sinopharm and AstraZeneca		Targeted Population	Vaccination Coverage (%)	Cumulative no. of Healthcare Workers vaccinated with doses of Sinopharm and AstraZeneca	
	1 st doses	2 nd doses			1 st doses	2 nd doses
Erongo	22 112	11 332	121 682	9%	947	603
Hardap	13 362	5 416	56 741	10%	422	290
Kharas	9 143	5 256	55 489	9%	567	265
Kavango East	10 979	4 639	117 665	4%	831	426
Kavango West	4 764	2 538	29 228	9%	329	205
Khomas	57 264	33 123	286 641	12%	3 234	1 929
Kunene	10 501	4 049	66 499	6%	508	332
Ohangwena	12 941	5 396	164 102	3%	634	341
Omaheke	9 165	3 702	51 765	7%	333	200
Omusati	13 818	6 638	139 451	5%	775	438
Oshana	12 924	7 277	126 374	6%	1 117	712
Oshikoto	10 926	5 421	124 395	4%	675	470
Otjozondjupa	16 445	9 355	97 903	10%	694	443
Zambezi	3 529	2 326	63 106	4%	425	330
Total	207 873	106 468	1 501 041	7%	11 491	6 984

PUBLIC HEALTH ACTION (S)

- Public Health measures continues to be enforced as the situation is closely monitored.
- The COVID-19 vaccination programme is ongoing throughout the country
- The government and development partners continue to prioritize the continuation of essential health services.


CHALLENGES

- Poor adherence to COVID-19 Infection Prevention and Control (IPC) measures by the general public.


RECOMMENDATIONS

- Continue to give awareness on the importance of adhering to COVID-19 IPC measures; with the involvement of the Security Cluster.

APPROVED





INCIDENT MANAGER
25 AUGUST 2021



SECRETARIAT

For enquiries, please contact
Namibia Public Health Emergency Operations Centre;

 PHEOC@mhss.gov.na

 0800 100 100

 0851 100 100