



### NAMIBIA COVID-19 SITUATION REPORT NO. 524

Outbreak Name	COVID-19 outbreak	Country affected	Namibia
Date & Time	24 August 2021 20h00	Investigation start Date	13 March 2020
Prepared by	Surveillance Team		

#### HIGHLIGHTS/SITUATION UPDATE (24/08/2021)

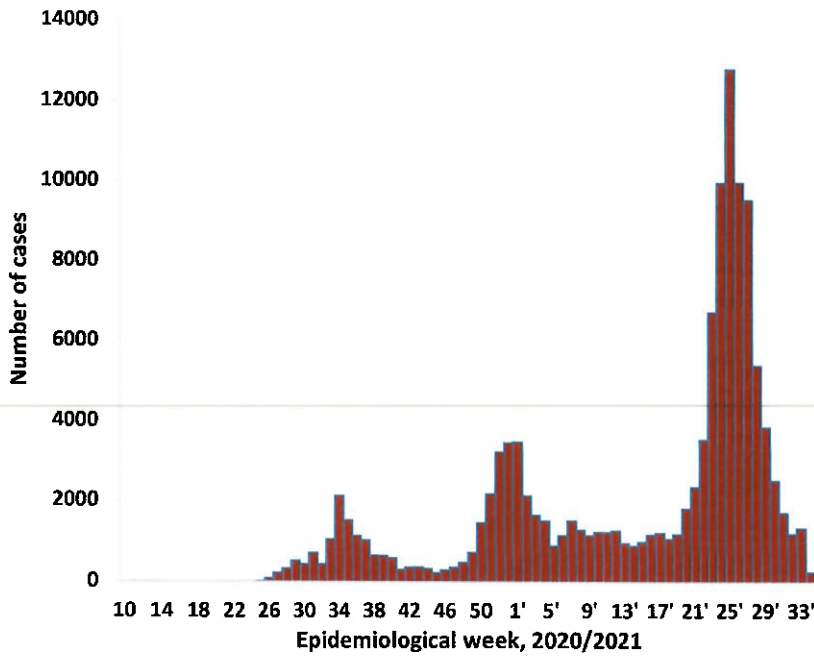
CUMULATIVE		CUMULATIVE	
Tested 652 869		Tested 1 820	
Confirmed 124 275		Confirmed 192	
Active 2 347		Active 2 347	
Recoveries 118 556		Recoveries 85	
Vaccinated		Vaccinated	
1 <sup>st</sup> doses 206 957	2 <sup>nd</sup> doses 105 153	1 <sup>st</sup> doses 2 812	2 <sup>nd</sup> doses 4 209
Deaths 3 361		Deaths 12	

- A total of **124 275** cases have been recorded to-date, representing **5%** of the total population (**2 550 226**).
- More female cases **65 916 (53%)** have been recorded.
- Of the total confirmed cases, **4 247 (3%)** are Health Workers.
  - 3 530 (83%) State; 709 (17%) Private, 8 (0.2%) Non-Governmental Organizations.
  - 4 157 (98%) recoveries and 25 (0.6%) deaths.
- The recovery rate now stands at **95%**.
- Khomas and Erongo regions reported the highest number of cases with **41 292 (33%)** and **18 072 (15%)** respectively.
- Of the total fatalities, **3 083 (92%)** are COVID-19 deaths while **278 (8%)** are COVID-19 related deaths. The case fatality rate now stands at **2.7%**.

**Table 1: Distribution of confirmed COVID-19 cases by region, 24 August 2021**

Region	Total cases daily	Total No. of cases	Active cases	Recoveries	Cumulative Deaths	Cumulative deaths with co-morbidities	Non-COVID deaths	Health Workers
Erongo	7	18 072	836	16 828	403	336	5	413
Hardap	2	7 375	78	7 041	256	160	0	122
Kharas	40	7 630	171	7 318	141	124	0	232
Kavango East	4	5 414	16	5 221	177	114	0	244
Kavango West	0	588	17	554	17	14	0	38
Khomas	29	41 292	279	40 169	843	658	1	1 482
Kunene	8	3 435	55	3 293	87	71	0	92
Ohangwena	30	4 217	378	3 707	130	84	2	145
Omaheke	1	3 737	25	3 463	249	172	0	119
Omusati	25	5 160	294	4 661	205	123	0	171
Oshana	15	8 772	93	8 359	319	190	1	515
Oshikoto	9	6 517	16	6 338	161	128	2	314
Otjozondjupa	10	9 183	65	8 848	270	185	0	256
Zambezi	12	2 883	24	2 756	103	59	0	104
<b>Total</b>	<b>192</b>	<b>124 275</b>	<b>2 347</b>	<b>118 556</b>	<b>3 361</b>	<b>2 418</b>	<b>11</b>	<b>4 247</b>

## EPIDEMIOLOGICAL SITUATION IN NAMIBIA



➤ The highest peak of **12 787 (10%)** cases was recorded during week 25 of 2021 (Figure 1).

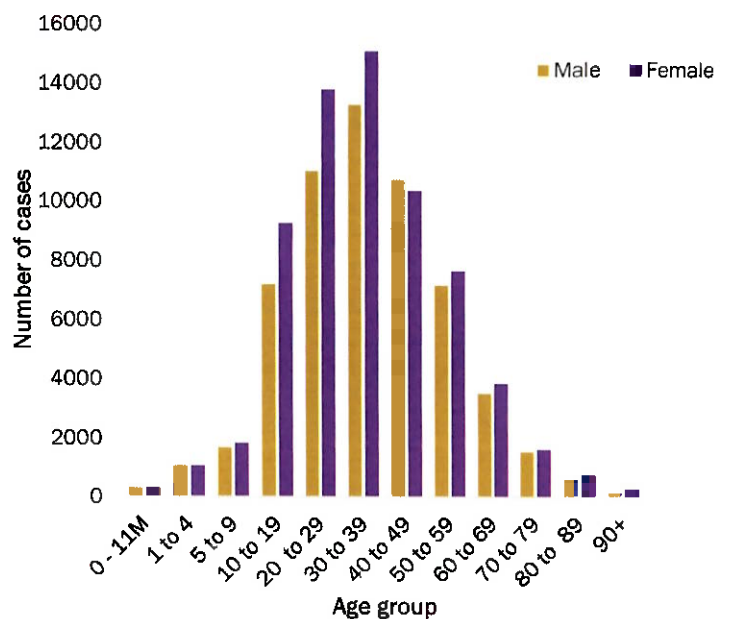
➤ The National Call Center continues operations for 24 hours daily.  
 ➤ Today (24/08/2021), **502** calls were answered including **8** alerts.

**Figure 1: Epi-curve for confirmed COVID-19 cases, 24 August 2021**

**Table 2: The current distribution for hospitalization of confirmed cases by region, 24 August 2021**

Region	Hospitalized confirmed cases	Intensive Care Unit
Erongo	24	9
Hardap	5	0
Kharas	8	0
Kavango East	6	1
Kavango West	0	0
Khomas	51	13
Kunene	19	0
Ohangwena	17	0
Omaheke	1	0
Omusati	23	0
Oshana	25	6
Oshikoto	9	4
Otjozondjupa	10	0
Zambezi	1	0
<b>Total</b>	<b>199</b>	<b>33</b>

- Of the total confirmed cases, **74 330 (60%)** are in the 20-49 years age-brackets which constitutes the majority of the recorded cases.
- A total of **20 005 (16%)** of the confirmed cases are among the 5-19 years category.
- A total of **14 828 (12%)** of the confirmed cases are among the 50 - 59 years group.
- The under 5 years age group make up **2 771 (2%)** of the total cases whereas, **12 341 (10%)** are above 60 years of age.



**Figure 2: Age and Sex distribution of COVID-19 confirmed cases 24 August 2021**

**Table 3: COVID-19 specimen recorded at the Laboratories  
24 August 2021**

VARIABLES	TOTAL
Total samples received by the Laboratory	652 986
Total samples tested	638 759
Total samples re-tested	14 110
Total positive results	124 275
Total negative results	514 472
Total samples discarded	117
Invalid results	0
Total pending results	7
Indeterminant/Inconclusive	5
Suspected cases in 24 hours (excluding re-tests)	1 819

- The laboratory testing capacity has been enhanced; with a total of fifteen (15) laboratories carrying out the testing of samples: NIP, Path-Care, UNAM Molecular, Central Veterinary Laboratory, Namib Poultry, NAMDEB, NamPath, Namibia Central Pathology, DiagnoLab, High Care, Alpha Medical Laboratory, Des-Jo Medical Test Centre, ProQuest Diagnostic Laboratory, MAXI and Medlink Laboratory Services.
- To date, **652 869** tests (including **14 110** re-tests) have been conducted by authorized laboratories.
- Since the beginning of the outbreak, **137 485** contacts of confirmed cases have been identified, **155** new contacts were identified within the last 24 hours from 12 regions.
- Cumulatively, **134 307** contacts have completed their monitoring period, while **180** contacts are lost to follow-up and a total of **24 429 (20%)** contacts of confirmed cases have tested positive.
- Today, **906 (52%)** out of **1 751** active contacts were monitored.

**Table 4: Number of people in quarantine, 24 August 2021**

Region	Newly quarantined 24 hours	Cumulative number	Number discharged	Number in quarantine now
Erongo	0	6931	6517	414
Hardap	0	2824	2814	10
Kavango (East and West)	1	1668	1665	3
Khomas	1	3692	3689	3
Kharas	0	9445	9303	142
Kunene	0	6079	5882	197
Ohangwena	0	695	695	0
Omaheke	0	13114	12835	279
Omusati	91	2651	2473	178
Oshana	0	400	400	0
Oshikoto	87	21443	21129	314
Otjozondjupa	0	1540	1540	0
Zambezi	0	1991	1824	167
<b>Total</b>	<b>180</b>	<b>72 473</b>	<b>70 766</b>	<b>1 707</b>

- Since March 2020, **72 473** people have been placed into quarantine around the country.
- A total of **1 707** people are currently in quarantine, with **180** new admissions.

**Table 5: Summary of COVID-19 vaccine doses administered, 24 August 2021**

Region	Cumulative no. of persons vaccinated with doses of Sinopharm and AstraZeneca		Targeted Population	Vaccination Coverage (%)	Cumulative no. of Healthcare Workers vaccinated with doses of Sinopharm and AstraZeneca	
	1 <sup>st</sup> doses	2 <sup>nd</sup> doses			1 <sup>st</sup> doses	2 <sup>nd</sup> doses
Erongo	22 112	11 332	121 682	9%	925	597
Hardap	13 027	5 018	56 741	9%	420	290
Kharas	9 033	5 096	55 489	9%	567	265
Kavango East	10 979	4 639	117 665	4%	831	426
Kavango West	4 764	2 538	29 228	9%	329	205
Khomas	57 264	33 123	286 641	12%	3 234	1 929
Kunene	10 501	4 049	66 499	6%	508	332
Ohangwena	12 941	5 396	164 102	3%	634	341
Omaheke	9 047	3 471	51 765	7%	333	198
Omusati	13 818	6 638	139 451	5%	775	438
Oshana	12 924	7 277	126 374	6%	1 117	712
Oshikoto	10 789	5 242	124 395	4%	672	463
Otjozondjupa	16 247	9 040	97 903	9%	691	439
Zambezi	3 508	2 294	63 106	4%	425	330
<b>Total</b>	<b>206 954</b>	<b>105 153</b>	<b>1 501 041</b>	<b>7%</b>	<b>11 461</b>	<b>6 965</b>

#### PUBLIC HEALTH ACTION (S)

- Public Health measures continues to be enforced as the situation is closely monitored.
- The COVID-19 vaccination programme is ongoing throughout the country
- The government and development partners continue to prioritize the continuation of essential health services.

#### CHALLENGES

- Poor adherence to COVID-19 Infection Prevention and Control (IPC) measures by the general public.

#### RECOMMENDATIONS

- Continue to give awareness on the importance of adhering to COVID-19 IPC measures; with the involvement of the Security Cluster.

APPROVED




INCIDENT MANAGER  
24 AUGUST 2021





SECRETARIAT

For enquiries, please contact

**Namibia Public Health Emergency Operations Centre;**

 [PHEOC@mhss.gov.na](mailto:PHEOC@mhss.gov.na)

 0800 100 100

 0851 100 100