



NAMIBIA COVID-19 SITUATION REPORT NO. 536

Outbreak Name	COVID-19 outbreak	Country affected	Namibia
Date & Time	05 September 2021 20h00	Investigation start Date	13 March 2020
Prepared by	Surveillance Team		

HIGHLIGHTS/SITUATION UPDATE (05/09/2021)

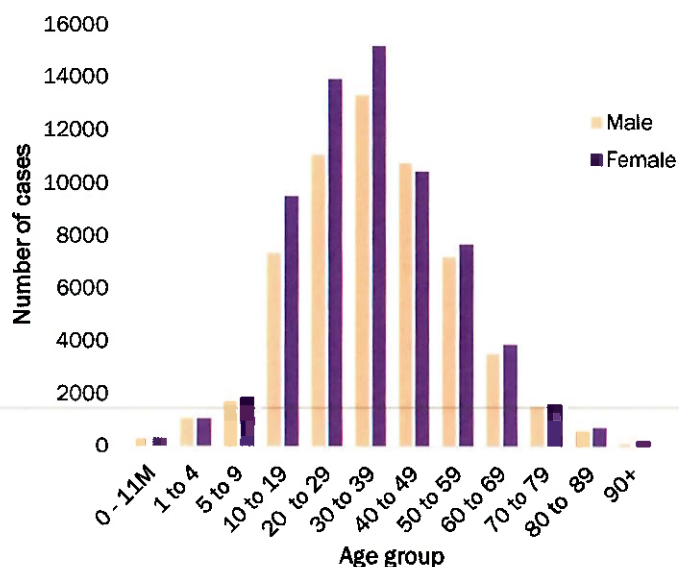
CUMULATIVE	TOTAL TODAY
Tested 669 811	Tested 1 139
Confirmed 125 772	Confirmed 113
Active 1 535	Active 1 535
Recoveries 120 812	Recoveries 882
Vaccinated 1 st doses 221 450 2 nd doses 127 673	Vaccinated 1 st doses 669 2 nd doses 791
Deaths 3 414	Deaths 2

- A total of **125 772** cases have been recorded to-date, representing **5%** of the total population (**2 550 226**).
- More female cases **66 797 (53%)** have been recorded.
- Of the total confirmed cases, **4 283 (3%)** are Health Workers.
 - 3 566 (83%) State; 709 (17%) Private, 8 (0.2%) Non-Governmental Organizations.
 - 4 233 (99%) recoveries and 25 (0.6%) deaths.
- The recovery rate now stands at **96%**.
- Khomas and Erongo regions reported the highest number of cases with **41 407 (33%)** and **18 160 (15%)** respectively.
- Of the total fatalities, **3 131 (92%)** are COVID-19 deaths while **283 (8%)** are COVID-19 related deaths. The case fatality rate now stands at **2.7%**.

Table 1: Distribution of confirmed COVID-19 cases by region, 05 September 2021

Region	Total cases daily	Total No. of cases	Active cases	Recoveries	Cumulative Deaths	Cumulative deaths with co-morbidities	Non-COVID deaths	Health Workers
Erongo	2	18 160	102	17 646	407	338	5	416
Hardap	0	7 403	34	7 112	257	160	0	123
ǀKaras	1	7 700	138	7 418	144	125	0	234
Kavango East	0	5 432	11	5 236	185	114	0	244
Kavango West	10	611	20	573	18	16	0	38
Khomas	1	41 407	301	40 254	851	664	1	1 485
Kunene	13	3 544	95	3 355	94	74	0	94
Ohangwena	59	4 459	381	3 944	132	85	2	147
Omaheke	0	3 954	73	3 631	250	173	0	121
Omusati	12	5 404	162	5 030	212	128	0	176
Oshana	5	8 880	72	8 485	322	191	1	522
Oshikoto	6	6 602	54	6 379	167	133	2	318
Otjozondjupa	3	9 296	85	8 941	270	185	0	260
Zambezi	1	2 920	7	2 808	105	59	0	105
Total	113	125 772	1 535	120 812	3 414	2 445	11	4 283

EPIDEMIOLOGICAL SITUATION IN NAMIBIA



- Of the total confirmed cases, **74 880 (60%)** are in the 20-49 years age-brackets which constitutes the majority of the recorded cases.
- A total of **20 605 (16%)** of the confirmed cases are among the 5-19 years category.
- A total of **14 945 (12%)** of the confirmed cases are among the 50 - 59 years group.
- The under 5 years age group make up **2 820 (2%)** of the total cases whereas, **12 522 (10%)** are above 60 years of age.

Figure 1: Age and Sex distribution of COVID-19 confirmed cases 05 September 2021

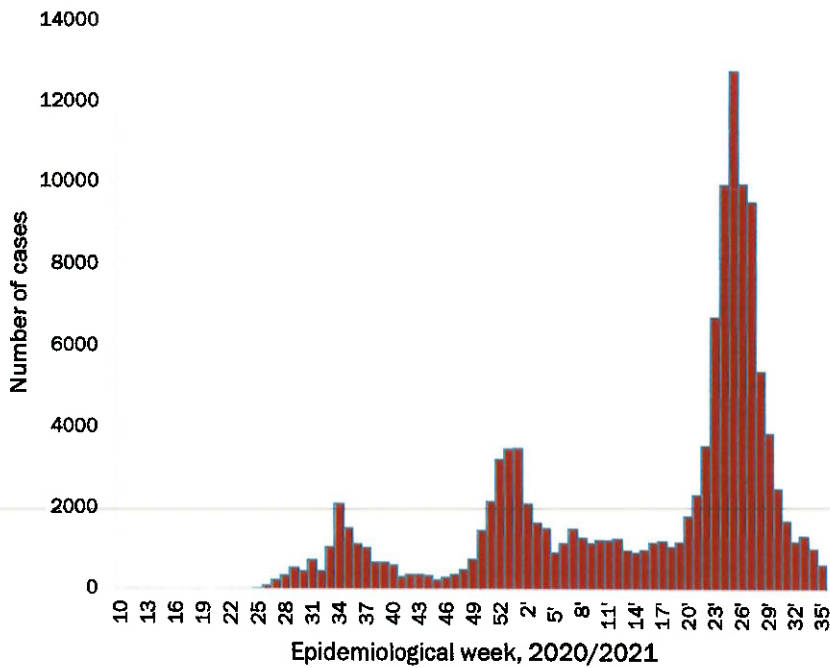
Table 2: The current distribution for hospitalization of confirmed cases by region, 05 September 2021

Region	Hospitalized confirmed cases	Intensive Care Unit
Erongo	24	7
Hardap	4	0
Kharas	8	0
Kavango East	11	0
Kavango West	1	0
Khomas	23	8
Kunene	12	0
Ohangwena	22	0
Omaheke	3	0
Omusati	24	0
Oshana	20	4
Oshikoto	10	2
Otjozondjupa	6	0
Zambezi	2	0
Total	170	21

- The laboratory testing capacity has been enhanced; with a total of fifteen (15) laboratories carrying out the testing of samples: NIP, Path-Care, UNAM Molecular, Central Veterinary Laboratory, Namib Poultry, NAMDEB, NamPath, Namibia Central Pathology, DiagnoLab, High Care, Alpha Medical Laboratory, Des-Jo Medical Test Centre, ProQuest Diagnostic Laboratory, MAXI and Medlink Laboratory Services.
- To date, **669 811** tests (including **14 152** re-tests) have been conducted by authorized laboratories.
- Since the beginning of the outbreak, **140 236** contacts of confirmed cases have been identified, **506** new contacts were identified within the last 24 hours from 11 regions.
- Cumulatively, **137 236** contacts have completed their monitoring period, while **288** contacts are lost to follow-up and a total of **24 803 (20%)** contacts of confirmed cases have tested positive.
- Today, **528 (34%)** out of **1 556** active contacts were monitored.

Table 3: COVID-19 specimen recorded at the Laboratories 05 September 2021

VARIABLES	TOTAL
Total samples received by the Laboratory	669 928
Total samples tested	655 659
Total samples re-tested	14 152
Total positive results	125 772
Total negative results	529 875
Total samples discarded	117
Invalid results	0
Total pending results	7
Indeterminant/Inconclusive	5
Suspected cases in 24 hours (excluding re-tests)	1 137



- The highest peak of **12 787 (10%)** cases was recorded during week 25 of 2021 (Figure 2).
- After a peak in epi-week 25, the country has seen a gradual reduction in the average number of confirmed cases to 144 in epi-week 34.

- The National Call Center continues operations for 24 hours daily.
- Today (05/09/2021), **500** calls were answered including **5** alerts.

Figure 2: Epi-curve for confirmed COVID-19 cases, 05 September 2021

Table 4: Number of people in quarantine, 05 September 2021

Region	Newly quarantined 24 hours	Cumulative number	Number discharged	Number in quarantine now
Erongo	0	6931	6641	290
Hardap	2	2863	2857	6
Kavango (East and West)	0	1669	1669	0
Khomas	0	3692	3692	0
Kharas	0	9909	9789	120
Kunene	0	6355	6155	200
Ohangwena	0	695	695	0
Omaheke	0	14598	14441	157
Omusati	0	2797	2735	62
Oshana	0	400	400	0
Oshikoto	0	21939	21765	174
Otjozondjupa	0	1619	1559	60
Zambezi	0	1991	1991	0
Total	2	75 458	74 389	1 069

- Since March 2020, **75 458** people have been placed into quarantine around the country.
- A total of **1 069** people are currently in quarantine, with **2** admissions.

Table 5: Summary of COVID-19 vaccine doses administered, 05 September 2021

Region	Cumulative no. of persons vaccinated with doses of Sinopharm and AstraZeneca		Targeted Population	Vaccination Coverage (%)	Cumulative no. of Healthcare Workers vaccinated with doses of Sinopharm and AstraZeneca	
	1 st doses	2 nd doses			1 st doses	2 nd doses
Erongo	23 938	13 700	121 682	11%	976	626
Hardap	14 302	6 447	56 741	11%	443	299
Kharas	9 632	5 950	55 489	11%	594	283
Kavango East	11 581	5 381	117 665	5%	831	466
Kavango West	5 233	3 094	29 228	11%	329	205
Khomas	60 381	38 586	286 641	13%	3321	2072
Kunene	11 505	5 329	66 499	8%	508	332
Ohangwena	14 166	7 418	164 102	5%	634	341
Omaheke	9 903	4 851	51 765	9%	339	202
Omusati	14 792	8 572	139 451	6%	775	438
Oshana	13 650	8 764	126 374	7%	1262	824
Oshikoto	11 545	6 409	124 395	5%	684	501
Otjozondjupa	17 086	10 640	97 903	11%	705	454
Zambezi	3 736	2 532	63 106	4%	462	385
Total	221 450	127 673	1 501 041	9%	11863	7428

PUBLIC HEALTH ACTION (S)

- A total of Fifteen thousand (15 000) doses of Sputnik V Vaccines have been received as a donation from the Government of the Republic of Serbia; the public shall be informed on when the vaccine will be rolled-out.
- Public Health measures continues to be enforced as the situation is closely monitored.
- The COVID-19 vaccination programme is ongoing throughout the country
- The government and development partners continue to prioritize the continuation of essential health services.

CHALLENGES

- Poor adherence to COVID-19 Infection Prevention and Control (IPC) measures by the general public.


RECOMMENDATIONS

- Continue to give awareness on the importance of adhering to COVID-19 IPC measures; with the involvement of the Security Cluster.

APPROVED




INCIDENT MANAGER
05 SEPTEMBER 2021




SECRETARIAT

For enquiries, please contact

Namibia Public Health Emergency Operations Centre;

 PHEOC@mhss.gov.na

 0800 100 100

 0851 100 100