



**NAMIBIA COVID-19 SITUATION REPORT NO. 513**

Outbreak Name	COVID-19 outbreak	Country affected	Namibia
Date & Time	13.08.2021 20h00	Investigation start Date	13 March 2020
Prepared by	Surveillance Team		

**HIGHLIGHTS/SITUATION UPDATE (13/08/2021)**

**CUMULATIVE**

Tested 636 940

Confirmed 122 469

Active 3 794

Recoveries 115 387

Vaccinated

1<sup>st</sup> doses 185 304 2<sup>nd</sup> doses 78 313

Deaths 3 277

**TOTAL TODAY**

Tested 2 160

Confirmed 242

Active 3 794

Recoveries 2 212

Vaccinated

1<sup>st</sup> doses 1 512 2<sup>nd</sup> doses 2 830

Deaths 6

**New regulations enforce (15 August 2021-14 September 2021):**

- Public gatherings adjusted to hundred (100) persons per event.
- Curfew to remain in force countrywide (22h00 to 04h00).
- All schools and educational institutions to operate at full capacity, with strengthened Infection Prevention and Control measures in place.
- Non-Namibians may enter the country either with a PCR negative result or with a de-isolation certificate without being subjected to further test or quarantine.

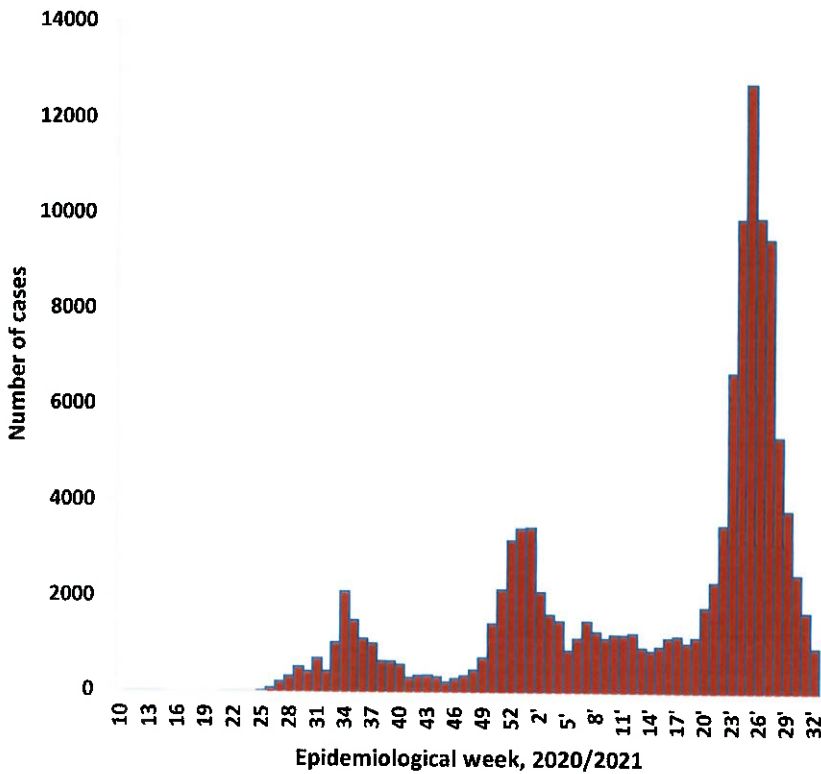
- A total of **122 469** cases have been recorded to-date, representing **5%** of the total population (**2 550 226**).
- More female cases **64 907 (53%)** have been recorded.
- Of the total confirmed cases, **4 210 (3%)** are Health Workers.
  - 3 495 (83%) State; 707 (17%) Private, 8 (0.2%) Non-Governmental Organizations.
  - 4 024 (96%) recoveries and 13 (0.3%) deaths.
- The recovery rate now stands at **94%**.
- All fourteen (14) regions have reported confirmed cases; Khomas and Erongo regions reported the highest with **41 134 (34%)** and **17 903 (15%)** respectively.
- Of the total fatalities, **2 999 (91%)** are COVID-19 deaths while **278 (9%)** are COVID-19 related deaths. The case fatality rate now stands at **2.7%**.

**Table 1: Distribution of confirmed COVID-19 cases by region, 13 August 2021**

Region	Total No. of cases	Active cases	Recoveries	Cumulative Deaths	Cumulative deaths with co-morbidities	Non-COVID deaths	Health Workers
Erongo	17 903	678	16 826	394	327	5	405
Hardap	7 336	83	6 999	254	158	0	122
Kharas	7 443	59	7 243	141	124	0	225
Kavango East	5 391	30	5 186	175	112	0	244
Kavango West	578	32	532	14	11	0	38
Khomas	41 134	1 181	39 117	835	653	1	1 480
Kunene	3 378	82	3 226	70	58	0	90
Ohangwena	3 927	267	3 537	121	78	2	138
Omaheke	3 642	27	3 370	245	170	0	119
Omusati	4 874	269	4 414	191	118	0	171
Oshana	8 564	178	8 076	309	184	1	509
Oshikoto	6 382	175	6 049	156	124	2	312
Otjozondjupa	9 085	86	8 730	269	184	0	254
Zambezi	2 832	647	2 082	103	59	0	103
<b>Total</b>	<b>122 469</b>	<b>3 794</b>	<b>115 387</b>	<b>3 277</b>	<b>2 360</b>	<b>11</b>	<b>4 210</b>

**Table 2: The current distribution for hospitalization of confirmed cases by region, 13 August 2021**

Region	Hospitalized confirmed cases	Intensive Care Unit
Erongo	23	12
Hardap	0	0
Kharas	16	1
Kavango East	7	0
Kavango West	2	0
Khomas	65	26
Kunene	30	0
Ohangwena	18	1
Omaheke	6	0
Omusati	17	0
Oshana	39	8
Oshikoto	14	4
Otjozondjupa	16	0
Zambezi	5	0
<b>Total</b>	<b>258</b>	<b>52</b>



➤ The highest peak of **12 787 (10%)** cases was recorded during week 25 of 2021 (Figure 1).

➤ The National Call Center continues operations for 24 hours daily.  
 ➤ Today (13/08/2021), **491** calls were answered including **9** alerts.

**Figure 1: Epi-curve for confirmed COVID-19 cases, 13 August 2021**

**Table 3: Summary of COVID-19 vaccine doses administered, as of 13 August 2021**

Region	Cumulative no. of persons vaccinated with doses of Sinopharm and AstraZeneca		Cumulative no. of Healthcare Workers vaccinated with doses of Sinopharm and AstraZeneca	
	1 <sup>st</sup> doses	2 <sup>nd</sup> doses	1 <sup>st</sup> doses	2 <sup>nd</sup> doses
Erongo	19 104	8 771	885	546
Hardap	10 606	3 411	389	245
Kharas	7 984	3 883	564	249
Kavango East	9 882	3 740	820	379
Kavango West	3 834	1 398	316	138
Khomas	53 157	25 436	3086	1643
Kunene	8 889	2 401	505	327
Ohangwena	11 333	3 594	628	314
Omaheke	8 442	2 498	329	179
Omusati	12 415	4 448	759	424
Oshana	11 626	5 444	1117	681
Oshikoto	9 507	4 021	633	411
Otjozondjupa	15 224	7 424	641	315
Zambezi	3 301	1 844	407	296
<b>Total</b>	<b>185 304</b>	<b>78 313</b>	<b>11079</b>	<b>6147</b>

**Table 4: Number of people in quarantine, 13 August 2021**

Region	Newly quarantined 24 hours	Cumulative number	Number discharged	Number in quarantine now
Erongo	0	6931	6517	414
Hardap	0	2809	2805	4
Kavango (East and West)	65	1664	1663	1
Khomas	0	3689	3662	27
Kharas	78	9445	9303	142
Kunene	0	6079	5823	256
Ohangwena	0	695	695	0
Omaheke	0	12525	12423	102
Omusati	0	2353	2251	102
Oshana	0	400	400	0
Oshikoto	211	20624	20227	397
Otjozondjupa	0	1540	1540	0
Zambezi	0	1991	1824	167
<b>Total</b>	<b>354</b>	<b>70 745</b>	<b>69 133</b>	<b>1 612</b>

➤ Since March 2020, **70 745** people have been placed into quarantine around the country.

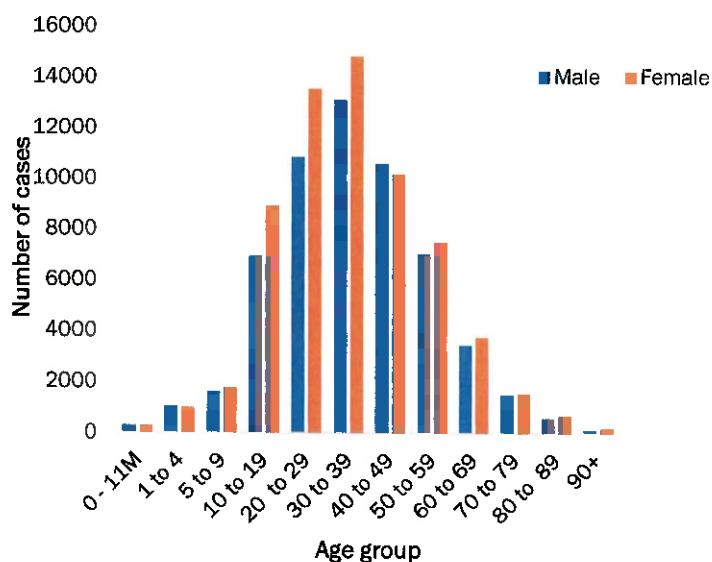
➤ A total of **1 612** people are currently in quarantine, with **354** new admissions.

➤ Of the total confirmed cases, **73 566 (60%)** are in the 20-49 years age-brackets which constitutes the majority of the recorded cases.

➤ A total of **19 435 (16%)** of the confirmed cases are among the 5-19 years category.

➤ A total of **14 664 (12%)** of the confirmed cases are among the 50 - 59 years group.

➤ The under 5 years age group make up **2 696 (2%)** of the total cases whereas, **12 108 (10%)** are above 60 years of age.



**Figure 2: Age and Sex distribution of COVID-19 confirmed cases 13 August 2021**

**Table 5: COVID-19 specimen recorded at the Laboratories 13 August 2021**

VARIABLES	TOTAL
Total samples received by the Laboratory	637 057
Total samples tested	622 939
Total samples re-tested	14 001
Total positive results	122 469
Total negative results	500 411
Total samples discarded	117
Invalid results	0
Total pending results	46
Indeterminant/Inconclusive	13
Suspected cases in 24 hours (excluding re-tests)	2 146

➤ The laboratory testing capacity has been enhanced; with a total of fourteen (14) laboratories carrying out the testing of samples: NIP, Path-Care, UNAM Molecular, Central Veterinary Laboratory, Namib Poultry, NAMDEB, NamPath, Namibia Central Pathology, DiagnoLab, High Care, Alpha Medical Laboratory, Des-Jo Medical Test Centre, ProQuest Diagnostic Laboratory, MAXI and Medlink Laboratory Services.

➤ To date, **636 940** tests (including **14 001** re-tests) have been conducted by authorized laboratories.

➤ Since the beginning of the outbreak, **134 317** contacts of confirmed cases have been identified, **206** new contacts were identified within the last 24 hours from 12 regions.

➤ Cumulatively, **130 618** contacts have completed their monitoring period, while **147** contacts are lost to follow-up and a total of **23 722 (19%)** contacts of confirmed cases have tested positive.

➤ Today, **892 (45%)** out of **1 994** active contacts were monitored.

**PUBLIC HEALTH ACTION (S)**

- His Excellency the President has announced an amendment of COVID-19 response measures to be effective from 15 August 2021 until 14 September 2021.
- Public Health measures continues to be enforced as the situation is closely monitored.
- The COVID-19 vaccination programme is ongoing throughout the country
- The government and development partners continue to prioritize the continuation of essential health services.


**CHALLENGES**

- Poor adherence to COVID-19 Infection Prevention and Control (IPC) measures by the general public.


**RECOMMENDATIONS**

- Continue to give awareness on the importance of adhering to COVID-19 IPC measures; with the involvement of the Security Cluster.

APPROVED





.....  
INCIDENT MANAGER  
13 AUGUST 2021



.....  
SECRETARIAT

For enquiries, please contact  
Namibia Public Health Emergency Operations Centre;

 [PHEOC@mhss.gov.na](mailto:PHEOC@mhss.gov.na)

 0800 100 100

 0851 100 100