



NAMIBIA COVID-19 SITUATION REPORT NO. 508

Outbreak Name	COVID-19 outbreak	Country affected	Namibia
Date & Time	08.08.2021 20h00	Investigation start Date	13 March 2020
Prepared by	Surveillance Team		

HIGHLIGHTS/SITUATION UPDATE (08/08/2021)

CUMULATIVE

Tested 628 473

Confirmed 121 507

Active 16 417

Recoveries 101 875

Vaccinated

1st doses 175 657 2nd doses 53 671

Deaths 3 204

TOTAL TODAY

Tested 1 213

Confirmed 304

Active 16 417

Recoveries 2 437

Vaccinated

1st doses 580 2nd doses 200

Deaths 8

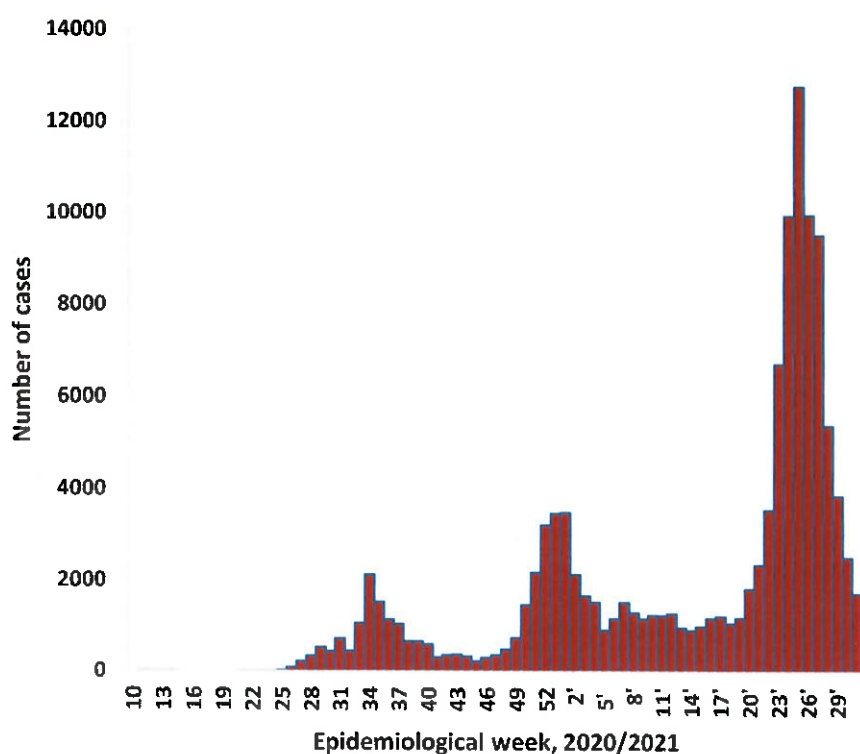
- A total of **121 507** cases have been recorded to-date, representing **5%** of the total population (**2 550 226**).
- More female cases **64 358 (53%)** have been recorded.
- Of the total confirmed cases, **4 162 (3%)** are Health Workers.
 - 3 448 (83%) State; 706 (17%) Private, 8 (0.2%) Non-Governmental Organizations.
 - 4 024 (97%) recoveries and 13 (0.3%) deaths.
- The recovery rate now stands at **84%**.
- All fourteen (14) regions have reported confirmed cases; Khomas and Erongo regions reported the highest with **41 020 (34%)** and **17 777 (15%)** respectively.
- Of the total fatalities, **2 929 (91%)** are COVID-19 deaths while **275 (9%)** are COVID-19 related deaths. The case fatality rate now stands at **2.6%**.

Table 1: Distribution of confirmed COVID-19 cases by region, 08 August 2021

Region	Total No. of cases	Active cases	Recoveries	Cumulative Deaths	Cumulative deaths with co-morbidities	Non-COVID deaths	Health Workers
Erongo	17 777	859	16 523	390	326	5	401
Hardap	7 304	62	6 988	254	158	0	122
Karas	7 352	112	7 099	141	124	0	222
Kavango East	5 387	57	5 157	173	111	0	244
Kavango West	570	55	503	12	9	0	38
Khomas	41 020	11 645	28 549	825	647	1	1 475
Kunene	3 354	105	3 179	70	58	0	87
Ohangwena	3 790	906	2 768	114	75	2	136
Omaheke	3 618	4	3 370	244	170	0	119
Omusati	4 747	316	4 264	167	110	0	168
Oshana	8 468	497	7 670	300	179	1	507
Oshikoto	6 295	151	5 991	151	123	2	287
Otjozondjupa	9 029	991	7 769	269	184	0	253
Zambezi	2 796	657	2 045	94	59	0	103
Total	121 507	16 417	101 875	3 204	2 333	11	4 162

Table 2: The current distribution for hospitalization of confirmed cases by region, 08 August 2021

Region	Hospitalized confirmed cases	Intensive Care Unit
Erongo	29	9
Hardap	0	0
Kharas	17	1
Kavango East	15	2
Kavango West	0	0
Khomas	97	28
Kunene	30	0
Ohangwena	24	0
Omaheke	6	0
Omusati	17	0
Oshana	59	13
Oshikoto	26	9
Otjozondjupa	20	0
Zambezi	3	0
Total	343	62



➤ The highest peak of **12 787 (11%)** cases was recorded during week 25 of 2021 (Figure 1).

➤ The National Call Center continues operations for 24 hours daily.
 ➤ Today (08/08/2021), **512** calls were answered including **7** alerts.

Figure 1: Epi-curve for confirmed COVID-19 cases, 08 August 2021

Table 3: Summary of COVID-19 vaccine doses administered, as of 08 August 2021

Region	Cumulative no. of persons vaccinated with doses of Sinopharm and AstraZeneca		Cumulative no. of Healthcare Workers vaccinated with doses of Sinopharm and AstraZeneca	
	1 st doses	2 nd doses	1 st doses	2 nd doses
Erongo	17 794	4 325	860	440
Hardap	9 896	2 206	371	163
Kharas	7 564	2 912	560	234
Kavango East	9 233	2 977	799	345
Kavango West	3 688	929	273	70
Khomas	51 112	15 030	3 025	1 290
Kunene	8 683	2 057	505	327
Ohangwena	10 764	2 918	618	288
Omaheke	7 879	1 898	308	172
Omusati	11 715	3 468	750	386
Oshana	11 038	4 568	1 117	644
Oshikoto	8 800	3 129	614	386
Otjozondjupa	14 307	5 783	641	315
Zambezi	3 184	1 471	406	281
Total	175 657	53 671	10 847	5 341

Table 4: Number of people in quarantine, 08 August 2021

Region	Newly quarantined 24 hours	Cumulative number	Number discharged	Number in quarantine now
Erongo	0	6 931	6 485	446
Hardap	5	2 799	2 787	12
Kavango (East and West)	1	1 599	1 595	4
Khomas	5	3 670	3 662	8
Kharas	0	9 367	9 224	143
Kunene	0	6 079	5 823	256
Ohangwena	0	695	695	0
Omaheke	15	12 451	12 348	103
Omusati	0	2 321	2 026	295
Oshana	0	400	400	0
Oshikoto	0	20 251	19 834	417
Otjozondjupa	0	1 540	1 540	0
Zambezi	0	1 991	1 824	167
Total	26	70 094	68 243	1 851

- Since March 2020, **70 094** people have been placed into quarantine around the country.
- A total of **1 851** people are currently in quarantine, with **26** new admissions.

- Of the total confirmed cases, **73 105 (60%)** are in the 20-49 years age-brackets which constitutes the majority of the recorded cases.
- A total of **19 238 (16%)** of the confirmed cases are among the 5-19 years category.
- A total of **14 551 (12%)** of the confirmed cases are among the 50 - 59 years group.
- The under 5 years age group make up **2 657 (2%)** of the total cases whereas, **11 956 (10%)** are above 60 years of age.

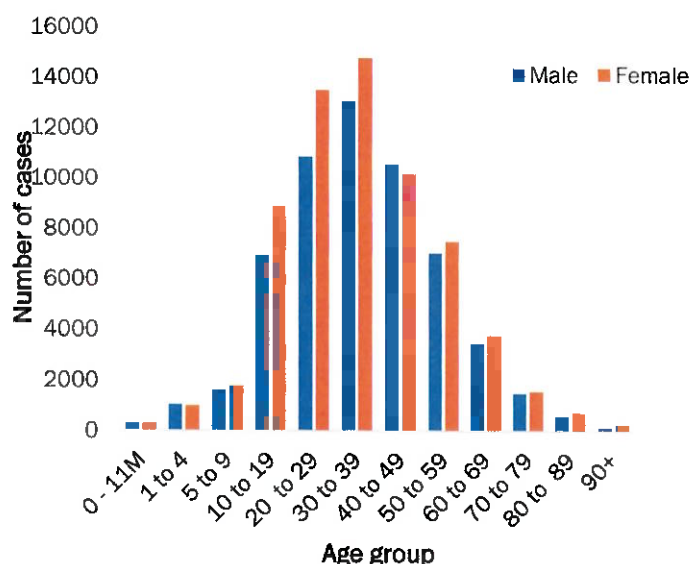


Figure 2: Age and Sex distribution of COVID-19 confirmed cases 08 August 2021

Table 5: COVID-19 specimen recorded at the Laboratories 08 August 2021

VARIABLES	TOTAL
Total samples received by the Laboratory	628 590
Total samples tested	614 550
Total samples re-tested	13 923
Total positive results	121 507
Total negative results	492 987
Total samples discarded	117
Invalid results	0
Total pending results	46
Indeterminant/Inconclusive	10
Suspected cases in 24 hours (excluding re-tests)	1 196

- The laboratory testing capacity has been enhanced; with a total of fourteen (14) laboratories carrying out the testing of samples: NIP, Path-Care, UNAM Molecular, Central Veterinary Laboratory, Namib Poultry, NAMDEB, NamPath, Namibia Central Pathology, DiagnoLab, High Care, Alpha Medical Laboratory, Des-Jo Medical Test Centre, ProQuest Diagnostic Laboratory, MAXI and Medlink Laboratory Services.
- To date, **628 473** tests (including **13 923** re-tests) have been conducted by authorized laboratories.
- Since the beginning of the outbreak, **132 995** contacts of confirmed cases have been identified, **439** new contacts were identified within the last 24 hours from 13 regions.
- Cumulatively, **129 536** contacts have completed their monitoring period, while **147** contacts are lost to follow-up and a total of **23 530 (19%)** contacts of confirmed cases have tested positive.
- Today, **1 266 (64%)** out of **1 978** active contacts were monitored.

PUBLIC HEALTH ACTION (S)

- Public Health measures continues to be enforced as the situation is closely monitored.
- The COVID-19 vaccination programme is ongoing throughout the country
- The government and development partners continue to prioritize the continuation of essential health services.

CHALLENGES

- Poor adherence to COVID-19 Infection Prevention and Control (IPC) measures by the general public.


RECOMMENDATIONS

- Continue to give awareness on the importance of adhering to COVID-19 IPC measures; with the involvement of the Security Cluster.

APPROVED



INCIDENT MANAGER
08 AUGUST 2021




SECRETARIAT

For enquiries, please contact
Namibia Public Health Emergency Operations Centre;

 PHEOC@mhss.gov.na

 0800 100 100

 0851 100 100