



NAMIBIA COVID-19 SITUATION REPORT NO. 506

Outbreak Name	COVID-19 outbreak	Country affected	Namibia
Date & Time	06.08.2021 20h00	Investigation start Date	13 March 2020
Prepared by	Surveillance Team		

HIGHLIGHTS/SITUATION UPDATE (06/08/2021)

CUMULATIVE	TOTAL TODAY
Tested 625 854	Tested 1 766
Confirmed 121 043	Confirmed 229
Active 18 650	Active 18 650
Recoveries 99 191	Recoveries 136
Vaccinated 1 st doses 174 896 2 nd doses 53 455	Vaccinated 1 st doses 1 468 2 nd doses 774
Deaths 3 191	Deaths 9

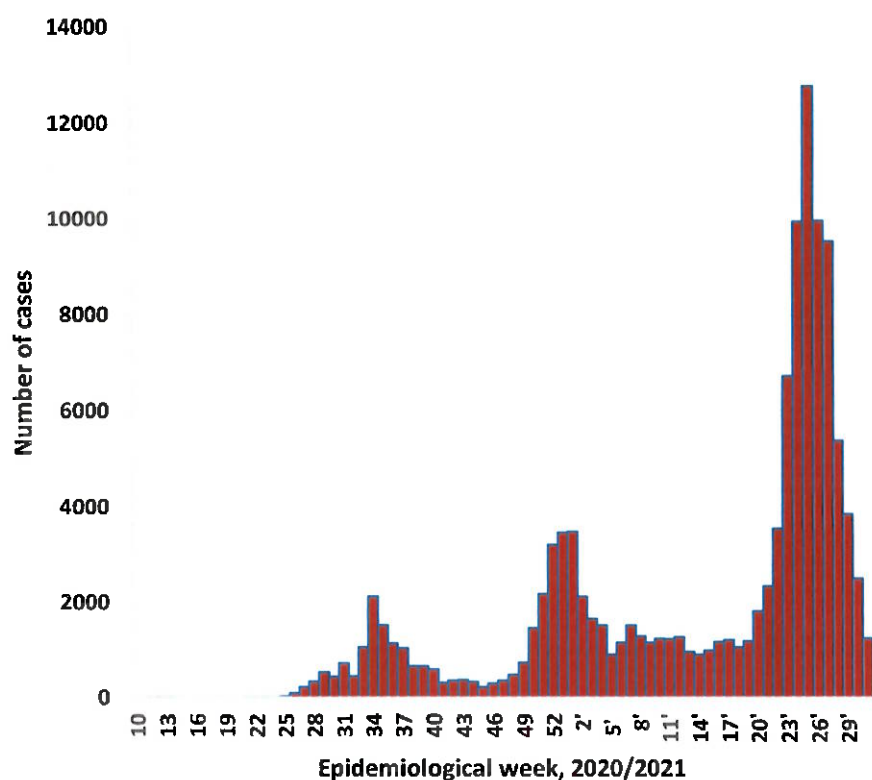
- A total of **121 043** cases have been recorded to-date, representing **5%** of the total population (**2 550 226**).
- More female cases **64 070 (53%)** have been recorded.
- Of the total confirmed cases, **4 153 (3%)** are Health Workers.
 - 3 441 (83%) State; 704 (17%) Private, 8 (0.2%) Non-Governmental Organizations.
 - 3 769 (91%) recoveries and 13 (0.3%) deaths.
- The recovery rate now stands at **82%**.
- All fourteen (14) regions have reported confirmed cases; Khomas and Erongo regions reported the highest with **40 986 (34%)** and **17 722 (15%)** respectively.
- Of the total fatalities, **2 916 (91%)** are COVID-19 deaths while **275 (9%)** are COVID-19 related deaths. The case fatality rate now stands at **2.6%**.

Table 1: Distribution of confirmed COVID-19 cases by region, 06 August 2021

Region	Total No. of cases	Active cases	Recoveries	Cumulative Deaths	Cumulative deaths with co-morbidities	Non-COVID deaths	Health Workers
Erongo	17 722	853	16 474	390	326	5	401
Hardap	7 300	96	6 950	254	158	0	122
Kharas	7 329	246	6 943	140	124	0	222
Kavango East	5 369	62	5 135	172	110	0	244
Kavango West	566	56	498	12	9	0	38
Khomas	40 986	13 741	26 422	822	644	1	1 473
Kunene	3 336	185	3 081	70	58	0	87
Ohangwena	3 673	789	2 768	114	75	2	134
Omaheke	3 614	13	3 360	241	170	0	119
Omusati	4 673	337	4 169	167	110	0	166
Oshana	8 434	463	7 670	300	179	1	507
Oshikoto	6 257	115	5 991	149	121	2	286
Otjozondjupa	8 992	1 003	7 723	266	181	0	251
Zambezi	2 792	691	2 007	94	59	0	103
Total	121 043	18 650	99 191	3 191	2 324	11	4 153

Table 2: The current distribution for hospitalization of confirmed cases by region, 06 August 2021

Region	Hospitalized confirmed cases	Intensive Care Unit
Erongo	33	11
Hardap	0	0
Kharas	18	1
Kavango East	22	2
Kavango West	0	0
Khomas	108	39
Kunene	30	0
Ohangwena	26	0
Omaheke	4	0
Omusati	17	0
Oshana	62	14
Oshikoto	23	9
Otjozondjupa	20	0
Zambezi	9	0
Total	372	76



➤ The highest peak of **12 787 (11%)** cases was recorded during week 25 of 2021 (Figure 1).

➤ The National Call Center continues operations for 24 hours daily.
 ➤ Today (06/08/2021), **409** calls were answered including **6** alerts.

Figure 1: Epi-curve for confirmed COVID-19 cases, 06 August 2021

Table 3: Summary of COVID-19 vaccine doses administered, as of 06 August 2021

Region	Cumulative no. of persons vaccinated with doses of Sinopharm and AstraZeneca		Cumulative no. of Healthcare Workers vaccinated with doses of Sinopharm and AstraZeneca	
	1 st doses	2 nd doses	1 st doses	2 nd doses
Erongo	17 794	4 325	860	440
Hardap	9 883	2 203	371	163
Kharas	7 564	2 912	560	234
Kavango East	9 233	2 977	799	345
Kavango West	3 663	916	273	69
Khomas	51 112	15 030	3025	1290
Kunene	8 555	2 027	504	326
Ohangwena	10 501	2 843	613	288
Omaheke	7 873	1 895	308	172
Omusati	11 562	3 388	749	385
Oshana	11 038	4 568	1117	644
Oshikoto	8 651	3 123	614	386
Otjozondjupa	14 299	5 783	641	315
Zambezi	3 168	1 465	406	280
Total	174 896	53 455	10840	5337

Table 4: Number of people in quarantine, 06 August 2021

Region	Newly quarantined 24 hours	Cumulative number	Number discharged	Number in quarantine now
Erongo	0	6 931	6 300	631
Hardap	7	2 794	2 787	7
Kavango (East and West)	0	1 598	1 593	5
Khomas	0	3 665	3 651	14
Kharas	0	9 367	9 027	340
Kunene	0	6 079	5 823	256
Ohangwena	0	695	695	0
Omaheke	0	12 298	12 161	137
Omusati	9	2 321	1 995	326
Oshana	0	400	400	0
Oshikoto	65	20 251	19 834	417
Otjozondjupa	0	1 540	1 540	0
Zambezi	0	1 991	1 824	167
Total	81	69 930	67 630	2 300

- Since March 2020, **69 930** people have been placed into quarantine around the country.
- A total of **2 300** people are currently in quarantine, with **81** new admissions.

- Of the total confirmed cases, **72 881 (60%)** are in the 20-49 years age-brackets which constitutes the majority of the recorded cases.
- A total of **19 139 (16%)** of the confirmed cases are among the 5-19 years category.
- A total of **14 489 (12%)** of the confirmed cases are among the 50 - 59 years group.
- The under 5 years age group make up **2 645 (2%)** of the total cases whereas, **11 889 (10%)** are above 60 years of age.

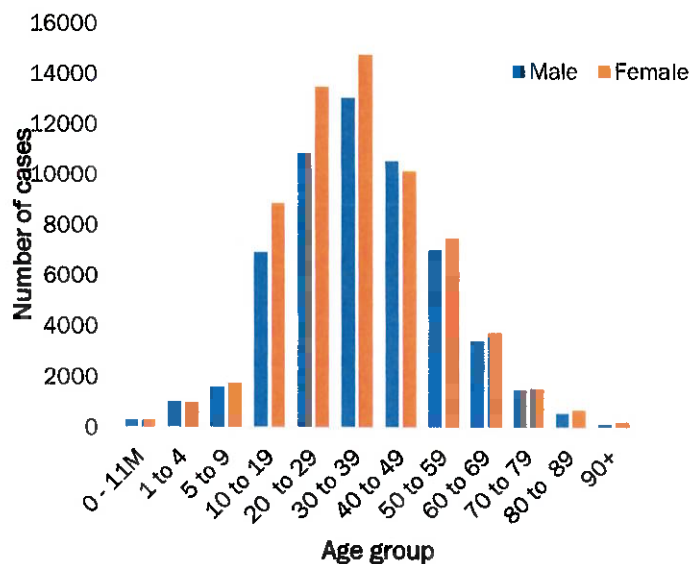


Figure 2: Age and Sex distribution of COVID-19 confirmed cases 06 August 2021

Table 5: COVID-19 specimen recorded at the Laboratories 06 August 2021

VARIABLES	TOTAL
Total samples received by the Laboratory	625 971
Total samples tested	611 967
Total samples re-tested	13 887
Total positive results	121 043
Total negative results	490 868
Total samples discarded	117
Invalid results	0
Total pending results	46
Indeterminant/Inconclusive	10
Suspected cases in 24 hours (excluding re-tests)	1 756

- The laboratory testing capacity has been enhanced; with a total of fourteen (14) laboratories carrying out the testing of samples: NIP, Path-Care, UNAM Molecular, Central Veterinary Laboratory, Namib Poultry, NAMDEB, NamPath, Namibia Central Pathology, DiagnoLab, High Care, Alpha Medical Laboratory, Des-Jo Medical Test Centre, ProQuest Diagnostic Laboratory and Medlink Laboratory Services.
- To date, **625 971** tests (including **13 887** re-tests) have been conducted by authorized laboratories.
- Since the beginning of the outbreak, **132 539** contacts of confirmed cases have been identified, **204** new contacts were identified within the last 24 hours from 9 regions.
- Cumulatively, **129 047** contacts have completed their monitoring period, while **147** contacts are lost to follow-up and a total of **23 482 (19%)** contacts of confirmed cases have tested positive.
- Today, **992 (43%)** out of **2 304** active contacts were monitored.

PUBLIC HEALTH ACTION (S)

- Public Health measures continues to be enforced as the situation is closely monitored.
- The COVID-19 vaccination programme is ongoing throughout the country
- The government and development partners continue to prioritize the continuation of essential health services.

CHALLENGES

- Poor adherence to COVID-19 Infection Prevention and Control (IPC) measures by the general public.

RECOMMENDATIONS

- Continue to give awareness on the importance of adhering to COVID-19 IPC measures; with the involvement of the Security Cluster.

APPROVED




INCIDENT MANAGER
06 AUGUST 2021




SECRETARIAT

For enquiries, please contact
Namibia Public Health Emergency Operations Centre;

 PHEOC@mhss.gov.na

 0800 100 100

 0851 100 100