



NAMIBIA COVID-19 SITUATION REPORT NO. 504

Outbreak Name	COVID-19 outbreak	Country affected	Namibia
Date & Time	04.08.2021 20h00	Investigation start Date	13 March 2020
Prepared by	Surveillance Team		

HIGHLIGHTS/SITUATION UPDATE (04/08/2021)

CUMULATIVE	TOTAL TODAY
Tested 622 355	Tested 1 751
Confirmed 120 495	Confirmed 274
Active 18 948	Active 18 948
Recoveries 98 378	Recoveries 1 487
Vaccinated 1 st doses 171 499 2 nd doses 51 828	Vaccinated 1 st doses 1 709 2 nd doses 690
Deaths 3 158	Deaths 16

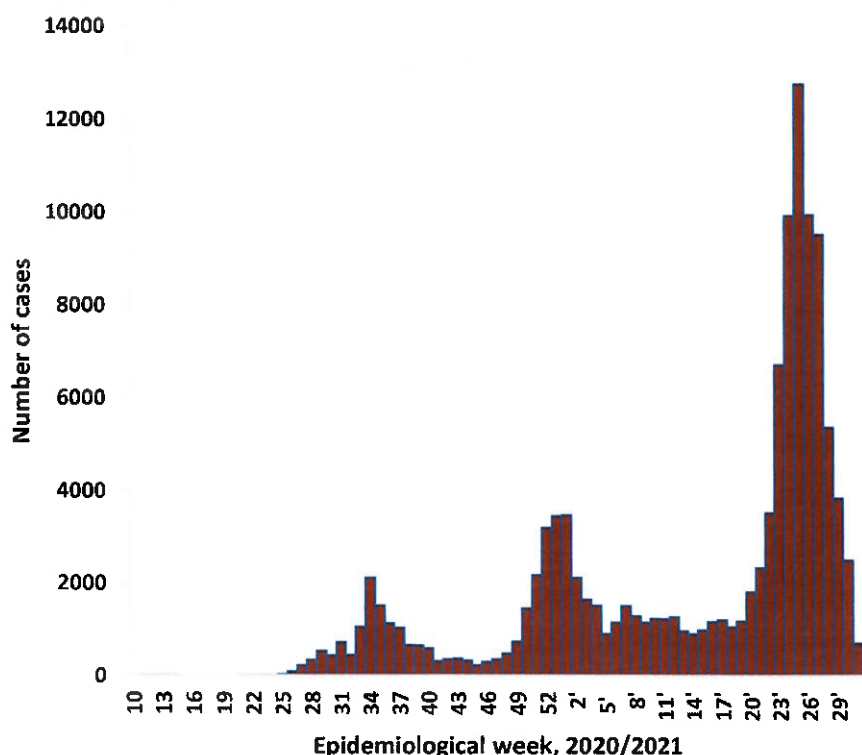
- A total of **120 495** cases have been recorded to-date, representing **5%** of the total population (**2 550 226**).
- More female cases **63 764 (53%)** have been recorded compared to male cases **56 731 (47%)**.
- Of the total confirmed cases, **4 137 (3%)** are Health Workers.
 - 3 429 (84%) State; 700 (16%) Private, 8 (0.2%) Non-Governmental Organizations.
 - 3 769 (93%) recoveries and 13 (0.3%) deaths.
- The recovery rate now stands at **81%**.
- All fourteen (14) regions have reported confirmed cases; Khomas and Erongo regions reported the highest with **40 927 (34%)** and **17 668 (15%)** respectively.
- Of the total fatalities, **2 884 (91%)** are COVID-19 deaths while **274 (9%)** are COVID-19 related deaths. The case fatality rate now stands at **2.6%**.

Table 1: Distribution of confirmed COVID-19 cases by region, 04 August 2021

Region	Total No. of cases	Active cases	Recoveries	Cumulative Deaths	Cumulative deaths with co-morbidities	Non-COVID deaths	Health Workers
Erongo	17 668	1 280	15 994	389	325	5	398
Hardap	7 290	102	6 937	251	155	0	122
Kharas	7 302	318	6 845	139	124	0	222
Kavango East	5 358	51	5 135	172	110	0	243
Kavango West	563	56	495	12	9	0	38
Khomas	40 927	13 685	26 422	819	644	1	1 472
Kunene	3 314	163	3 081	70	58	0	86
Ohangwena	3 587	722	2 752	111	73	2	132
Omaheke	3 595	4	3 352	239	170	0	119
Omusati	4 615	321	4 134	160	108	0	165
Oshana	8 358	392	7 670	295	176	1	503
Oshikoto	6 185	44	5 991	148	121	2	285
Otjozondjupa	8 965	1 085	7 616	264	179	0	250
Zambezi	2 768	725	1 954	89	57	0	102
Total	120 495	18 948	98 378	3 158	2 309	11	4 137

Table 2: The current distribution for hospitalization of confirmed cases by region, 04 August 2021

Region	Hospitalized confirmed cases	Intensive Care Unit
Erongo	35	11
Hardap	1	0
Kharas	22	1
Kavango East	28	3
Kavango West	0	0
Khomas	108	32
Kunene	33	0
Ohangwena	10	0
Omaheke	4	0
Omusati	13	0
Oshana	64	15
Oshikoto	20	5
Otjozondjupa	17	1
Zambezi	4	0
Total	359	68



➤ The highest peak of **12 787 (11%)** cases was recorded during week 25 of 2021 (Figure 1).

➤ The National Call Center continues operations for 24 hours daily.
 ➤ Today (04/08/2021), **510** calls were answered including **8** alerts.

Figure 1: Epi-curve for confirmed COVID-19 cases, 04 August 2021

Table 3: Summary of COVID-19 vaccine doses administered, as of 04 August 2021

Region	Cumulative no. of persons vaccinated with doses of Sinopharm and AstraZeneca		Cumulative no. of Healthcare Workers vaccinated with doses of Sinopharm and AstraZeneca	
	1 st doses	2 nd doses	1 st doses	2 nd doses
Erongo	17 388	4 084	860	435
Hardap	9 340	2 125	368	159
Kharas	7 371	2 784	560	234
Kavango East	9 146	2 923	795	343
Kavango West	3 589	877	267	63
Khomas	50 455	14 798	2 995	1 284
Kunene	8 447	1 968	502	326
Ohangwena	10 289	2 788	611	288
Omaheke	7 524	1 756	308	170
Omusati	11 512	3 364	749	385
Oshana	10 809	4 391	1 110	628
Oshikoto	8 423	2 934	603	371
Otjozondjupa	14 097	5 626	640	315
Zambezi	3 087	1 410	405	280
Total	171 499	51 828	10 773	5 281

Region	Newly quarantined 24 hours	Cumulative number	Number discharged	Number in quarantine now
Erongo	0	6 931	6 300	631
Hardap	5	2 787	2 782	5
Kavango (East and West)	0	1 597	1 591	6
Khomas	0	3 665	3 649	16
Karas	0	9 290	8 446	844
Kunene	0	6 079	5 823	256
Ohangwena	0	695	695	0
Omaheke	0	12 298	12 161	137
Omusati	0	2 312	1 951	361
Oshana	0	400	400	0
Oshikoto	90	20 074	19 539	535
Otjozondjupa	0	1 540	1 540	0
Zambezi	0	1 991	1 824	167
Total	95	69 659	66 701	2 958

➤ Since March 2020, **69 659** people have been placed into quarantine around the country.

➤ A total of **2 958** people are currently in quarantine, with **95** new admissions.

➤ Of the total confirmed cases, **72 628 (60%)** are in the 20-49 years age-brackets which constitutes the majority of the recorded cases.

➤ A total of **19 072 (16%)** of the confirmed cases are among the 5-19 years category.

➤ A total of **14 383 (12%)** of the confirmed cases are among the 50 - 59 years group.

➤ The under 5 years age group make up **2 628 (2%)** of the total cases whereas, **11 784 (10%)** are above 60 years of age.

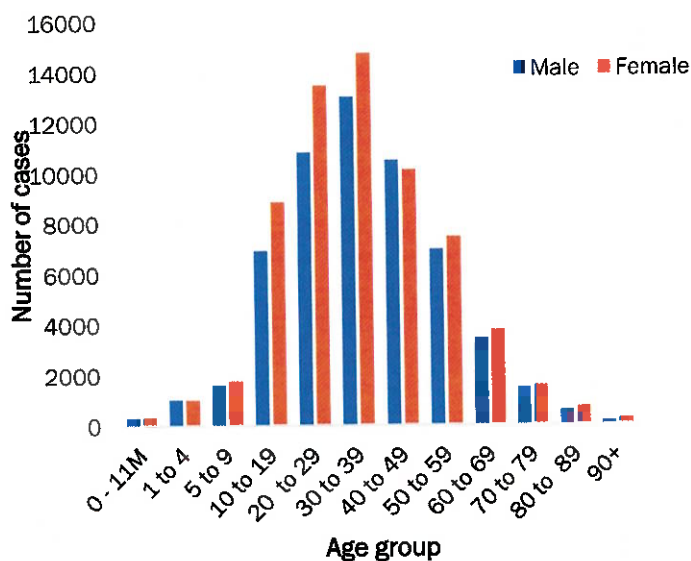


Figure 2: Age and Sex distribution of COVID-19 confirmed cases 04 August 2021

Table 5: COVID-19 specimen recorded at the Laboratories 04 August 2021

VARIABLES	TOTAL
Total samples received by the Laboratory	622 472
Total samples tested	608 496
Total samples re-tested	13 859
Total positive results	120 495
Total negative results	487 945
Total samples discarded	117
Invalid results	0
Total pending results	46
Indeterminant/Inconclusive	10
Suspected cases in 24 hours (excluding re-tests)	1 734

➤ The laboratory testing capacity has been enhanced; with a total of fourteen (14) laboratories carrying out the testing of samples: NIP, Path-Care, UNAM Molecular, Central Veterinary Laboratory, Namib Poultry, NAMDEB, NamPath, Namibia Central Pathology, DiagnoLab, High Care, Alpha Medical Laboratory, Des-Jo Medical Test Centre, ProQuest Diagnostic Laboratory and Medlink Laboratory Services.

➤ To date, **622 472** tests (including **13 859** re-tests) have been conducted by authorized laboratories.

➤ Since the beginning of the outbreak, **132 232** contacts of confirmed cases have been identified, **208** new contacts were identified within the last 24 hours from 12 regions.

➤ Cumulatively, **128 513** contacts have completed their monitoring period, while **141** contacts are lost to follow-up and a total of **23 413 (19%)** contacts of confirmed cases have tested positive.

➤ Today, **455 (18%)** out of **2 487** active contacts were monitored.

PUBLIC HEALTH ACTION (S)

- Public Health measures continues to be enforced as the situation is closely monitored.
- The COVID-19 vaccination programme is ongoing throughout the country
- The government and development partners continue to prioritize the continuation of essential health services.

CHALLENGES


- Poor adherence to COVID-19 Infection Prevention and Control (IPC) measures by the general public.

RECOMMENDATIONS


- Continue to give awareness on the importance of adhering to COVID-19 IPC measures; with the involvement of the Security Cluster.


APPROVED



INCIDENT MANAGER
04 AUGUST 2021


SECRETARIAT

For enquiries, please contact
Namibia Public Health Emergency Operations Centre;

 PHEOC@mhss.gov.na

 0800 100 100

 0851 100 100