



NAMIBIA COVID-19 SITUATION REPORT NO. 502

Outbreak Name	COVID-19 outbreak	Country affected	Namibia
Date & Time	02.08.2021 20h00	Investigation start Date	13 March 2020
Prepared by	Surveillance Team		

HIGHLIGHTS/SITUATION UPDATE (02/08/2021)

CUMULATIVE

Tested 618 683

Confirmed 119 984

Active 20 293

Recoveries 96 568

Vaccinated

1st doses 168 076 2nd doses 50 377

Deaths 3 112

TOTAL TODAY

Tested 1 088

Confirmed 187

Active 20 293

Recoveries 227

Vaccinated

1st doses 2 649 2nd doses 823

Deaths 32

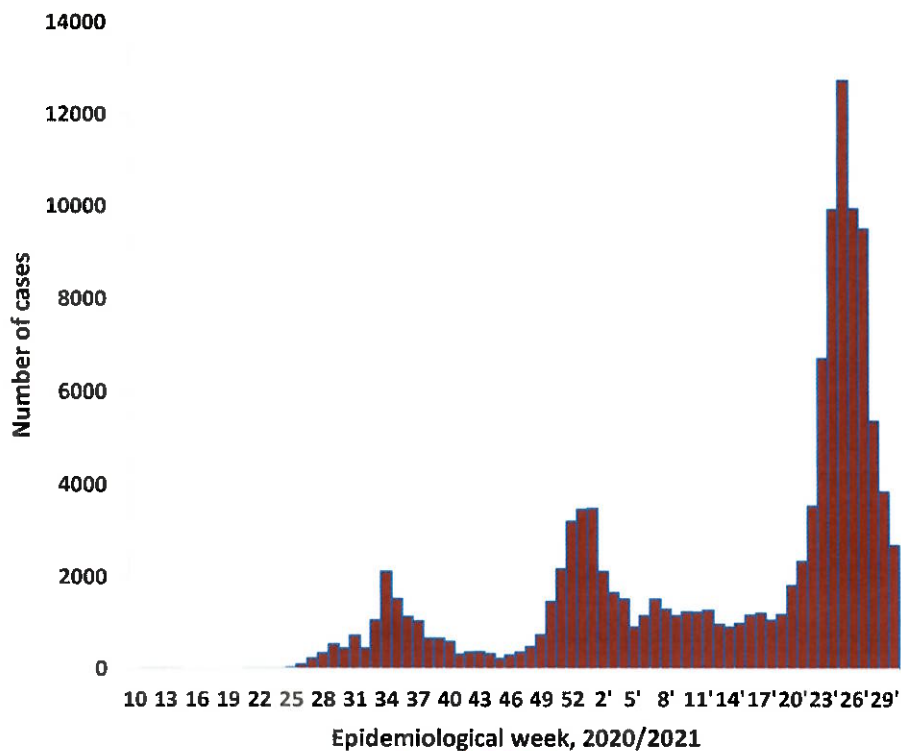
- A total of **119 984** cases have been recorded to-date, representing **5%** of the total population (**2 550 226**).
- More female cases **63 487 (53%)** have been recorded compared to male cases **56 497 (47%)**.
- Of the total confirmed cases, **4 039 (3%)** are Health Workers.
 - 3 376 (84%) State; 655 (16%) Private, 8 (0.2%) Non-Governmental Organizations.
 - 3 769 (93%) recoveries and 13 (0.3%) deaths.
- The recovery rate now stands at **80%**.
- All fourteen (14) regions have reported confirmed cases; Khomas and Erongo regions reported the highest with **40 847 (34%)** and **17 581 (15%)** respectively.
- Of the total fatalities, **2 842 (91%)** are COVID-19 deaths while **270 (9%)** are COVID-19 related deaths. The case fatality rate now stands at **2.6%**.

Table 1: Distribution of confirmed COVID-19 cases by region, 02 August 2021

Region	Total No. of cases	Active cases	Recoveries	Cumulative Deaths	Cumulative deaths with co-morbidities	Non-COVID deaths	Health Workers
Erongo	17 581	1 198	15 994	384	322	5	396
Hardap	7 265	100	6 914	251	155	0	122
Karas	7 268	301	6 828	139	124	0	221
Kavango East	5 338	77	5 096	165	110	0	241
Kavango West	559	53	494	12	9	0	38
Khomas	40 847	14 845	25 184	817	643	1	1 467
Kunene	3 287	141	3 081	65	56	0	85
Ohangwena	3 574	710	2 752	110	72	2	132
Omaheke	3 591	6	3 346	239	170	0	69
Omusati	4 598	395	4 057	146	100	0	158
Oshana	8 282	319	7 670	292	175	1	503
Oshikoto	6 152	237	5 765	148	121	2	285
Otjozondjupa	8 923	1 176	7 486	261	177	0	220
Zambezi	2 719	735	1 901	83	56	0	102
Total	119 984	20 293	96 568	3112	2 290	11	4 039

Table 2: The current distribution for hospitalization of confirmed cases by region, 02 August 2021

Region	Hospitalized confirmed cases	Intensive Care Unit
Erongo	38	13
Hardap	1	0
Kharas	21	1
Kavango East	26	3
Kavango West	0	0
Khomas	101	37
Kunene	42	0
Ohangwena	15	0
Omaheke	4	0
Omusati	18	0
Oshana	64	15
Oshikoto	18	5
Otjozondjupa	16	0
Zambezi	7	0
Total	371	74



➤ The highest peak of **12 787 (11%)** cases was recorded during week 25 of 2021 (Figure 1).

➤ The National Call Center continues operations for 24 hours daily.
 ➤ Today (02/08/2021), **412** calls were answered including **5** alerts.

Figure 1: Epi-curve for confirmed COVID-19 cases, 02 August 2021

Table 3: Summary of COVID-19 vaccine doses administered, as of 02 August 2021

Region	Cumulative no. of persons vaccinated with doses of Sinopharm and AstraZeneca		Cumulative no. of Healthcare Workers vaccinated with doses of Sinopharm and AstraZeneca	
	1 st doses	2 nd doses	1 st doses	2 nd doses
Erongo	17 086	3 912	852	427
Hardap	8 922	2 055	367	159
Kharas	7 207	2 653	557	189
Kavango East	8 876	2 848	791	342
Kavango West	3 538	846	263	61
Khomas	49 846	14 620	2 977	1 274
Kunene	8 280	1 925	498	324
Ohangwena	9 902	2 687	605	284
Omaheke	7 364	1 713	307	170
Omusati	11 273	3 246	738	383
Oshana	10 597	4 199	1 101	610
Oshikoto	8 210	2 836	595	359
Otjozondjupa	13 912	5 486	639	310
Zambezi	3 063	1 351	401	277
Total	168 076	50 377	10 691	5 169

Region	Newly quarantined 24 hours	Cumulative number	Number discharged	Number in quarantine now
Erongo	0	6 931	6 300	631
Hardap	0	2 780	2 779	1
Kavango (East and West)	0	1 597	1 590	7
Khomas	0	3 653	3 649	4
Kharas	0	9 290	8 446	844
Kunene	0	6 079	5 823	256
Ohangwena	0	695	695	0
Omaheke	0	12 229	12 161	68
Omusati	0	2 312	1 951	361
Oshana	0	400	400	0
Oshikoto	148	19 952	19 367	585
Otjozondjupa	0	1 540	1 540	0
Zambezi	0	1 991	1 824	167
Total	148	69 449	66 525	2 924

➤ Since March 2020, **69 449** people have been placed into quarantine around the country.

➤ A total of **2 924** people are currently in quarantine, with **148** new admissions.

➤ Of the total confirmed cases, **72 358 (60%)** are in the 20-49 years age-brackets which constitutes the majority of the recorded cases.

➤ A total of **18 997 (16%)** of the confirmed cases are among the 5-19 years category.

➤ The under 5 years age group make up **2 604 (2%)** of the total cases whereas, **11 699 (10%)** are above 60 years of age.

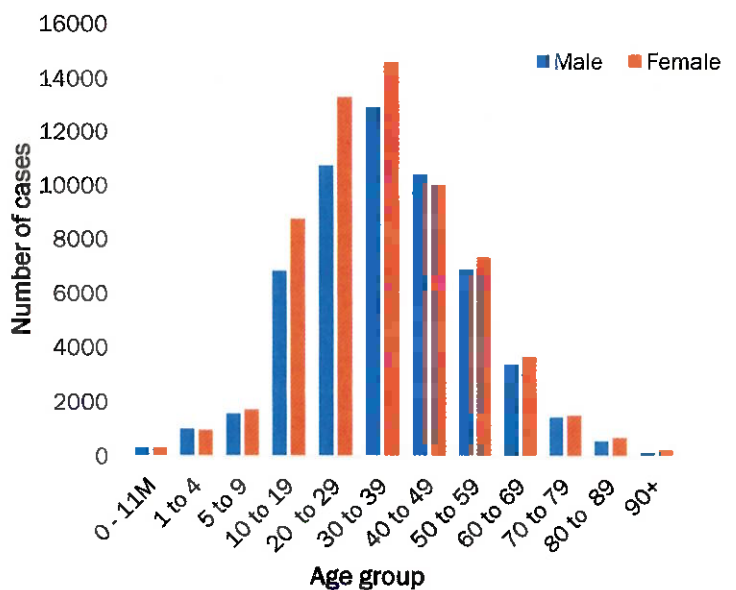


Figure 2: Age and Sex distribution of COVID-19 confirmed cases 02 August 2021

Table 5: COVID-19 specimen recorded at the Laboratories 02 August 2021

VARIABLES	TOTAL
Total samples received by the Laboratory	618 800
Total samples tested	604 847
Total samples re-tested	13 836
Total positive results	119 984
Total negative results	484 807
Total samples discarded	117
Invalid results	0
Total pending results	46
Indeterminant/Inconclusive	10
Suspected cases in 24 hours (excluding re-tests)	1 072

➤ The laboratory testing capacity has been enhanced; with a total of fourteen (14) laboratories carrying out the testing of samples: NIP (including Oshakati), Path-Care, UNAM Molecular, Central Veterinary Laboratory, Namib Poultry, NAMDEB, NamPath, Namibia Central Pathology, DiagnoLab, High Care, Alpha Medical Laboratory, Des-Jo Medical Test Centre, ProQuest Diagnostic Laboratory and Medlink Laboratory Services.

➤ To date, **618 683** tests (including **13 836** re-tests) have been conducted by authorized laboratories.

➤ Since the beginning of the outbreak, **131 801** contacts of confirmed cases have been identified, **1108** new contacts were identified within the last 24 hours from 12 regions.

➤ Cumulatively, **127 776** contacts have completed their monitoring period, while **141** contacts are lost to follow-up and a total of **23 233 (19%)** contacts of confirmed cases have tested positive.

➤ Today, **1 126 (39%)** out of **2 863** active contacts were monitored.

PUBLIC HEALTH ACTION (S)

- Public Health measures continues to be enforced as the situation is closely monitored.
- The COVID-19 vaccination programme is ongoing throughout the country
- The government and development partners continue to prioritize the continuation of essential health services.

CHALLENGES

- Poor adherence to COVID-19 Infection Prevention and Control (IPC) measures by the general public.

RECOMMENDATIONS

- Continue to give awareness on the importance of adhering to COVID-19 IPC measures; with the involvement of the Security Cluster.

APPROVED




INCIDENT MANAGER
02 AUGUST 2021



SECRETARIAT

For enquiries, please contact
Namibia Public Health Emergency Operations Centre;

 PHEOC@mhss.gov.na

 0800 100 100

 0851 100 100