



**NAMIBIA COVID-19 SITUATION REPORT NO. 500**

<b>Outbreak Name</b>	COVID-19 outbreak	<b>Country affected</b>	Namibia
<b>Date &amp; Time</b>	31.07.2021 20h00	<b>Investigation start Date</b>	13 March 2020
<b>Prepared by</b>	Surveillance Team		

**HIGHLIGHTS/SITUATION UPDATE (31/07/2021)**

CUMULATIVE		TOTAL TODAY	
Tested 616 179		Tested 1 075	
Confirmed 119 442		Confirmed 157	
Active 20 148		Active 20 148	
Recoveries 96 219		Recoveries 306	
Vaccinated		Vaccinated	
1 <sup>st</sup> doses 164 703	2 <sup>nd</sup> doses 49 348	1 <sup>st</sup> doses 482	2 <sup>nd</sup> doses 74
Deaths 3 064		Deaths 7	

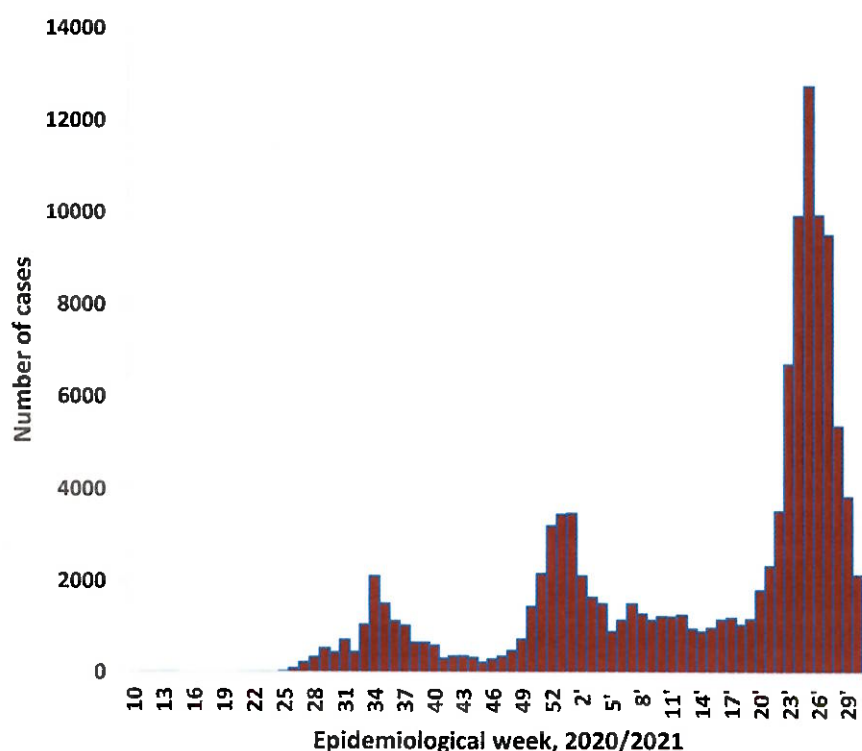
- A total of **119 442** cases have been recorded to-date, representing **5%** of the total population (**2 550 226**).
- More female cases **63 192 (53%)** have been recorded compared to male cases **56 250 (47%)**.
- Of the total confirmed cases, **4 028 (3%)** are Health Workers.
  - 3 365 (84%) State; 655 (16%) Private, 8 (0.2%) Non-Governmental Organizations.
  - 3 769 (94%) recoveries and 13 (0.3%) deaths.
- The recovery rate now stands at **81%**.
- All fourteen (14) regions have reported confirmed cases; Khomas and Erongo regions reported the highest with **40 789 (34%)** and **17 548 (15%)** respectively.
- Of the total fatalities, **2 797 (91%)** are COVID-19 deaths while **267 (9%)** are COVID-19 related deaths. The case fatality rate now stands at **2.6%**.

**Table 1: Distribution of confirmed COVID-19 cases by region, 31 July 2021**

Region	Total No. of cases	Active cases	Recoveries	Cumulative Deaths	Cumulative deaths with co-morbidities	Non-COVID deaths	Health Workers
Erongo	17 548	1 192	15 968	383	321	5	395
Hardap	7 260	102	6 911	247	152	0	122
Karas	7 247	377	6 731	139	124	0	221
Kavango East	5 337	114	5 058	165	110	0	241
Kavango West	558	62	484	12	9	0	38
Khomas	40 789	14 796	25 184	808	635	1	1 465
Kunene	3 263	121	3 077	65	56	0	85
Ohangwena	3 508	647	2 752	107	70	2	130
Omaheke	3 581	16	3 330	235	167	0	69
Omusati	4 534	372	4 016	146	100	0	157
Oshana	8 133	193	7 665	274	163	1	499
Oshikoto	6 078	171	5 765	140	118	2	284
Otjozondjupa	8 892	1 227	7 404	261	177	0	220
Zambezi	2 714	758	1 874	82	55	0	102
<b>Total</b>	<b>119 442</b>	<b>20 148</b>	<b>96 219</b>	<b>3 064</b>	<b>2 257</b>	<b>11</b>	<b>4 028</b>

**Table 2: The current distribution for hospitalization of confirmed cases by region, 31 July 2021**

Region	Hospitalized confirmed cases	Intensive Care Unit
Erongo	37	14
Hardap	5	0
Kharas	24	1
Kavango East	18	0
Kavango West	0	0
Khomas	145	44
Kunene	43	0
Ohangwena	23	0
Omaheke	4	0
Omusati	21	0
Oshana	67	14
Oshikoto	23	11
Otjozondjupa	15	0
Zambezi	8	0
<b>Total</b>	<b>433</b>	<b>84</b>



➤ The highest peak of **12 787 (11%)** cases was recorded during week 25 of 2021 (Figure 1).

➤ The National Call Center continues operations for 24 hours daily.  
 ➤ Today (31/07/2021), **574** calls were answered including **6** alerts.

**Figure 1: Epi-curve for confirmed COVID-19 cases, 31 July 2021**

**Table 3: Summary of COVID-19 vaccine doses administered, as of 31 July 2021**

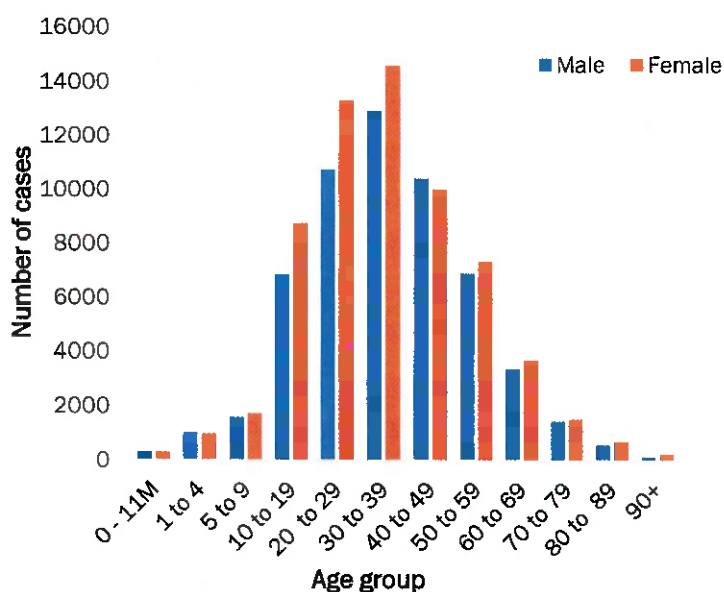
Region	Cumulative no. of persons vaccinated with doses of Sinopharm and AstraZeneca		Cumulative no. of Healthcare Workers vaccinated with doses of Sinopharm and AstraZeneca	
	1 <sup>st</sup> doses	2 <sup>nd</sup> doses	1 <sup>st</sup> doses	2 <sup>nd</sup> doses
Erongo	16 863	3 862	848	425
Hardap	8 692	1 992	366	158
Kharas	7 147	2 598	552	187
Kavango East	8 595	2 749	774	336
Kavango West	3 523	817	263	61
Khomas	49 489	14 551	2 931	1 266
Kunene	7 754	1 876	493	324
Ohangwena	9 411	2 583	587	270
Omaheke	7 263	1 700	307	170
Omusati	10 701	3 082	731	380
Oshana	10 427	4 102	1 099	606
Oshikoto	8 093	2 734	588	346
Otjozondjupa	13 709	5 391	637	307
Zambezi	3 036	1 311	396	270
<b>Total</b>	<b>164 703</b>	<b>49 348</b>	<b>10 572</b>	<b>5 106</b>

**Table 4: Number of people in quarantine, 31 July 2021**

Region	Newly quarantined 24 hours	Cumulative number	Number discharged	Number in quarantine now
Erongo	0	6 931	5 899	1 032
Hardap	1	2 780	2 776	4
Kavango (East and West)	0	1 592	1 582	10
Khomas	0	3 653	3 640	13
Kharas	15	9 290	8 446	844
Kunene	0	6 079	5 823	256
Ohangwena	0	695	695	0
Omaheke	0	12 168	12 121	47
Omusati	0	2 231	1 951	280
Oshana	0	400	400	0
Oshikoto	0	19 804	19 226	578
Otjozondjupa	0	1 540	1 540	0
Zambezi	0	1 991	1 824	167
<b>Total</b>	<b>16</b>	<b>69 154</b>	<b>65 923</b>	<b>3 231</b>

- Since March 2020, **69 154** people have been placed into quarantine around the country.
- A total of **3 231** people are currently in quarantine, with **16** new admissions.

- Of the total confirmed cases, **72 083 (60%)** are in the 20-49 years age-brackets which constitutes the majority of the recorded cases.
- A total of **18 907 (16%)** of the confirmed cases are among the 5-19 years category.
- The under 5 years age group make up **2 576 (2%)** of the total cases whereas, **11 625 (10%)** are above 60 years of age.



**Figure 2: Age and Sex distribution of COVID-19 confirmed cases 31 July 2021**

**Table 5: COVID-19 specimen recorded at the Laboratories 31 July 2021**

VARIABLES	TOTAL
Total samples received by the Laboratory	616 296
Total samples tested	602 364
Total samples re-tested	13 815
Total positive results	119 442
Total negative results	482 866
Total samples discarded	117
Invalid results	0
Total pending results	46
Indeterminant/Inconclusive	10
Suspected cases in 24 hours (excluding re-tests)	1 064

- The laboratory testing capacity has been enhanced; with a total of fourteen (14) laboratories carrying out the testing of samples: NIP (including Oshakati), Path-Care, UNAM Molecular, Central Veterinary Laboratory, Namib Poultry, NAMDEB, NamPath, Namibia Central Pathology, DiagnoLab, High Care, Alpha Medical Laboratory, Des-Jo Medical Test Centre, ProQuest Diagnostic Laboratory and Medlink Laboratory Services.
- To date, **616 179** tests (including **13 815** re-tests) have been conducted by authorized laboratories.
- Since the beginning of the outbreak, **130 554** contacts of confirmed cases have been identified, **115** new contacts were identified within the last 24 hours from 9 regions.
- Cumulatively, **126 449** contacts have completed their monitoring period, while **141** contacts are lost to follow-up and a total of **22 353 (19%)** contacts of confirmed cases have tested positive.
- Today, **895 (30%)** out of **2 941** active contacts were monitored.

### PUBLIC HEALTH ACTION (S)

- Public Health measures continues to be enforced as the situation is closely monitored.
- The COVID-19 vaccination programme is ongoing throughout the country
- The government and development partners continue to prioritize the continuation of essential health services.

### CHALLENGES

- Poor adherence to COVID-19 Infection Prevention and Control (IPC) measures by the general public.


### RECOMMENDATIONS

- Continue to give awareness on the importance of adhering to COVID-19 IPC measures; with the involvement of the Security Cluster.

APPROVED




INCIDENT MANAGER  
31 JULY 2021




SECRETARIAT

For enquiries, please contact  
Namibia Public Health Emergency Operations Centre;

 [PHEOC@mhss.gov.na](mailto:PHEOC@mhss.gov.na)

 0800 100 100

 0851 100 100