



NAMIBIA COVID-19 SITUATION REPORT NO. 488

Outbreak Name	COVID-19 outbreak	Country affected	Namibia
Date & Time	19.07.2021 20h00	Investigation start Date	13 March 2020
Prepared by	Surveillance Team		

HIGHLIGHTS/SITUATION UPDATE (19/07/2021)

CUMULATIVE	TOTAL TODAY
Tested 588 839	Tested 1 944
Confirmed 113 905	Confirmed 467
Active 21 075	Active 21 075
Recoveries 90 199	Recoveries 1 189
Vaccinated 1 st doses 138 481 2 nd doses 37 484	Vaccinated 1 st doses 1 882 2 nd doses 2 349
Deaths 2 620	Deaths 63

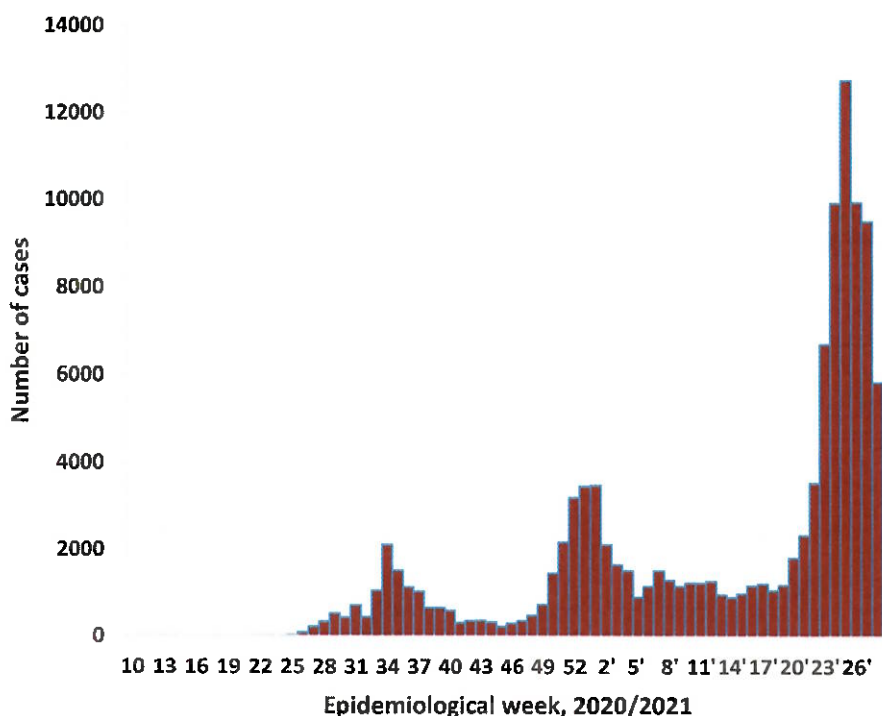
- A total of **113 905** cases have been recorded to-date, representing **4%** of the total population (**2 550 226**).
- More female cases **60 132 (53%)** have been recorded compared to male cases **53 773 (47%)**.
- Of the total confirmed cases, **3 877 (3%)** are Health Workers.
 - 3 224 (83%) State; 645 (17%) Private, 8 (0.2%) Non-Governmental Organizations.
 - 3 475 (90%) recoveries and 13 (0.3%) deaths.
- The recovery rate now stands at **79%**.
- All fourteen (14) regions have reported confirmed cases; Khomas and Erongo regions reported the highest with **40 092 (35%)** and **16 838 (15%)** respectively.
- Of the total fatalities, **2 383 (91%)** are COVID-19 deaths while **237 (9%)** are COVID-19 related deaths. The case fatality rate now stands at **2%**.

Table 1: Distribution of confirmed COVID-19 cases by region, 19 July 2021

Region	Total No. of cases	Active cases	Recoveries	Cumulative Deaths	Cumulative deaths with co-morbidities	Non-COVID deaths	Health Workers
Erongo	16 838	1 318	15 171	344	290	5	390
Hardap	7 140	204	6 742	194	130	0	122
Karas	6 885	358	6 400	127	114	0	218
Kavango East	5 121	245	4 764	112	81	0	234
Kavango West	469	57	405	7	6	0	35
Khomas	40 092	14 646	24 684	761	605	1	1 445
Kunene	2 969	253	2 672	44	41	0	79
Oshana	3 055	498	2 479	76	52	2	118
Omaheke	3 494	42	3 234	218	157	0	67
Omusati	4 071	525	3 449	97	65	0	141
Oshana	7 517	553	6 738	225	142	1	461
Oshikoto	5 593	394	5 083	114	96	2	266
Otjozondjupa	8 400	1 281	6 887	232	161	0	215
Zambezi	2 261	701	1 491	69	43	0	86
Total	113 905	21 075	90 199	2 620	1 983	11	3 877

Table 2: The current distribution for hospitalization of confirmed cases by region, 19 July 2021

Region	Hospitalized confirmed cases	Intensive Care Unit
Erongo	67	17
Hardap	15	0
Kharas	33	4
Kavango East	28	7
Kavango West	0	0
Khomas	213	61
Kunene	25	0
Ohangwena	17	2
Omaheke	14	4
Omusati	19	0
Oshana	64	15
Oshikoto	20	5
Otjozondjupa	39	0
Zambezi	11	0
Total	565	115



➤ The highest peak of **12 787 (11%)** cases was recorded during week 25' of 2021 (Figure 1).

➤ The National Call Center continues operations for 24 hours daily.
 ➤ Today (19/07/2021), **508** calls were answered including **11** alerts.

Figure 1: Epi-curve for confirmed COVID-19 cases, 19 July 2021

Table 3: Summary of COVID-19 vaccine doses administered, as of 19 July 2021

Region	Cumulative no. of persons vaccinated with doses of Sinopharm and AstraZeneca		Cumulative no. of Healthcare Workers vaccinated with doses of Sinopharm and AstraZeneca	
	1 st doses	2 nd doses	1 st doses	2 nd doses
Erongo	14 790	3 076	823	355
Hardap	6 484	1 620	353	150
Kharas	6 143	1 781	520	163
Kavango East	7 479	2 471	751	300
Kavango West	3 239	751	251	59
Khomas	41 787	9 848	2 503	1 008
Kunene	6 361	1 664	483	314
Ohangwena	7 802	2 231	535	257
Omaheke	5 868	1 496	298	164
Omusati	8 968	2 335	705	335
Oshana	8 295	3 076	1 021	528
Oshikoto	6 558	1 959	541	280
Otjozondjupa	12 062	4 139	612	287
Zambezi	2 645	1 037	368	219
Total	138 481	37 484	9 764	4 419

Table 4: Number of people in quarantine, 19 July 2021

Region	Newly quarantined 24 hours	Cumulative number	Number discharged	Number in quarantine now
Erongo	0	6 898	5 796	1 102
Hardap	16	2 760	2 738	22
Kavango (East and West)	1	1 572	1 568	4
Khomas	0	3 641	3 635	6
Kharas	118	8 866	7 911	955
Kunene	0	6 079	5 823	256
Ohangwena	0	695	695	0
Omaheke	0	11 586	11 249	337
Omusati	0	2 094	1 781	313
Oshana	0	400	400	0
Oshikoto	142	18 848	18 125	723
Otjondjupa	0	1 540	1 540	0
Zambezi	0	1 991	1 819	172
Total	277	66 970	63 080	3 890

➤ Since March 2020, **66 970** people have been placed into quarantine around the country.

➤ A total of **3 890** people are currently in quarantine, with **277** new admissions.

➤ Of the total confirmed cases, **69 102 (61%)** are in the 20-49 years age-brackets which constitutes the majority of the recorded cases.

➤ A total of **18 315 (16%)** of the confirmed cases are among the 5-19 years category.

➤ The under 5 years age group make up **2 387 (2%)** of the total cases whereas, **10 552 (9%)** are above 60 years of age.

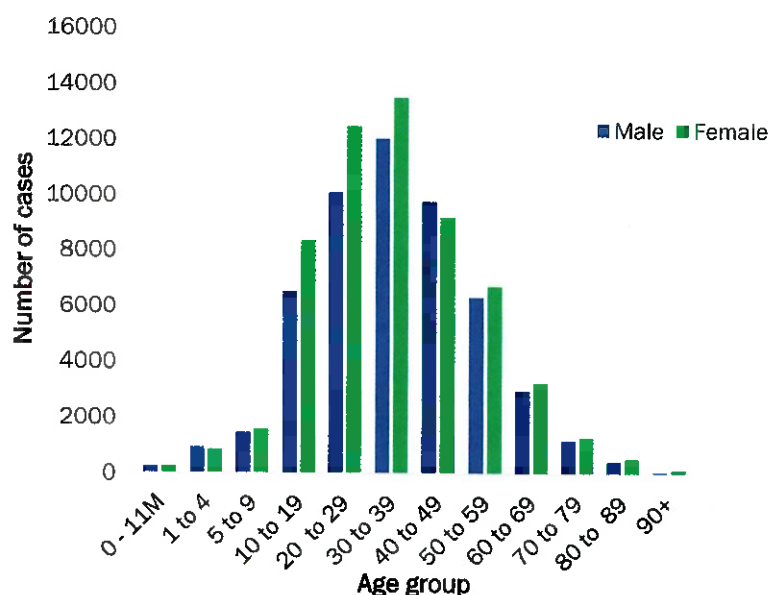


Figure 2: Age and Sex distribution of COVID-19 confirmed cases 19 July 2021

Table 5: COVID-19 specimen recorded at the Laboratories 19 July 2021

VARIABLES	TOTAL
Total samples received by the Laboratory	588 956
Total samples tested	575 244
Total samples re-tested	13 595
Total positive results	113 905
Total negative results	461 286
Total samples discarded	117
Invalid results	0
Total pending results	46
Indeterminant/Inconclusive	7
Suspected cases in 24 hours (excluding re-tests)	1 922

➤ The laboratory testing capacity has been enhanced; with a total of thirteen (13) laboratories carrying out the testing of samples: NIP (including Oshakati), Path-Care, UNAM Molecular, Central Veterinary Laboratory, Namib Poultry, NAMDEB Molecular, NamPath, Namibia Central Pathology, DiagnoLab, High Care, Alpha Medical Laboratory, Des-Jo Medical Test Centre and ProQuest Diagnostic Laboratory.

➤ To date, **588 839** tests (including **13 595** re-tests) have been conducted by authorized laboratories.

➤ Since the beginning of the outbreak, **125 687** contacts of confirmed cases have been identified, **878** new contacts were identified within the last 24 hours from 13 regions.

➤ Cumulatively, **118 991** contacts have completed their monitoring period, while **134** contacts are lost to follow-up and a total of **20 972 (18%)** contacts of confirmed cases have tested positive.

➤ Today, **1 438 (26%)** out of **5 560** active contacts were monitored.

PUBLIC HEALTH ACTION (S)

- The COVID-19 vaccination programme is ongoing throughout the country
- The government and development partners continue to prioritize the continuation of essential health services.

CHALLENGES

- Non-adherence to COVID-19 Infection Prevention and Control (IPC) measures by the general public.
- High infection rate countrywide.

RECOMMENDATIONS

- Continue to give awareness on the importance of adhering to COVID-19 IPC measures; with the involvement of the Security Cluster.
- Continue to encourage the public to take the vaccine to increase herd immunity.

APPROVED




INCIDENT MANAGER
19 JULY 2021




SECRETARIAT

For enquiries, please contact
Namibia Public Health Emergency Operations Centre;

 PHEOC@mhss.gov.na

 0800 100 100

 0851 100 100