



NAMIBIA COVID-19 SITUATION REPORT NO. 487

Outbreak Name	COVID-19 outbreak	Country affected	Namibia
Date & Time	18.07.2021 20h00	Investigation start Date	13 March 2020
Prepared by	Surveillance Team		

HIGHLIGHTS/SITUATION UPDATE (18/07/2021)

CUMULATIVE	TOTAL TODAY
Tested 586 895	Tested 1652
Confirmed 113 438	Confirmed 614
Active 21 860	Active 21 860
Recoveries 89 010	Recoveries 1 232
Vaccinated 1 st doses 136 599 2 nd doses 35 135	Vaccinated 1 st doses 405 2 nd doses 349
Death 2 557	Death 25

- A total of **113 438** cases have been recorded to-date, representing **4%** of the total population (**2 550 226**).
- More female cases **59 882 (53%)** have been recorded compared to male cases **53 556 (47%)**.
- Of the total confirmed cases, **3 864 (3%)** are Health Workers.
 - 3 211 (83%) State; 645 (17%) Private, 8 (0.2%) Non-Governmental Organizations.
 - 3 475 (90%) recoveries and 13 (0.3%) deaths.
- The recovery rate now stands at **78%**.
- All fourteen (14) regions have reported confirmed cases; *Khomas* and *Erongo* regions reported the highest with **39 967 (35%)** and **16 819 (15%)** respectively.
- Of the total fatalities, **2 322 (91%)** are COVID-19 deaths while **235 (9%)** are COVID-19 related deaths. The case fatality rate now stands at **2%**.

Table 1: Distribution of confirmed COVID-19 cases by region, 18 July 2021

Region	Total No. of cases	Active cases	Recoveries	Cumulative Deaths	Cumulative deaths with co-morbidities	Non-COVID deaths	Health Workers
Erongo	16 819	1 604	14 869	341	288	5	389
Hardap	7 132	395	6 558	179	123	0	122
Karas	6 857	391	6 339	127	114	0	217
Kavango East	5 112	365	4 638	109	80	0	234
Kavango West	469	57	405	7	6	0	35
Khomas	39 967	14 607	24 601	758	602	1	1 444
Kunene	2 918	203	2 672	43	40	0	79
Ohangwena	3 041	787	2 184	68	47	2	116
Omaheke	3 483	31	3 234	218	157	0	67
Omusati	4 027	507	3 433	87	59	0	137
Oshana	7 517	566	6 738	212	142	1	461
Oshikoto	5 567	370	5 083	112	94	2	265
Otjozondjupa	8 304	1 311	6 765	228	157	0	213
Zambezi	2 225	666	1 491	68	42	0	85
Total	113 438	21 860	89 010	2 557	1 951	11	3 864

EPIDEMIOLOGICAL SITUATION IN NAMIBIA

- Of the total confirmed cases, **68 836 (61%)** are in the 20-49 years age-brackets which constitutes the majority of the recorded cases.
- A total of **18 239 (16%)** of the confirmed cases are among the 5-19 years category.
- The under 5 years age group make up **2 372 (2%)** of the total cases whereas, **10 484 (9%)** are above 60 years of age.

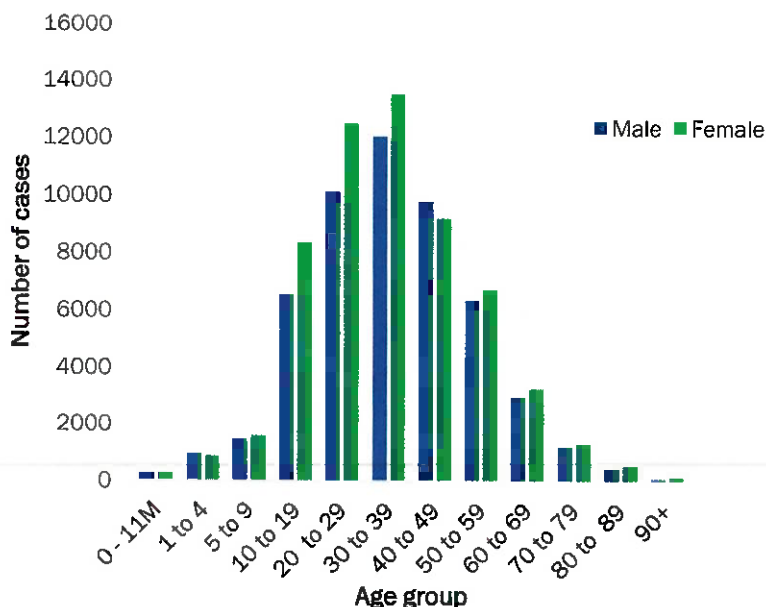
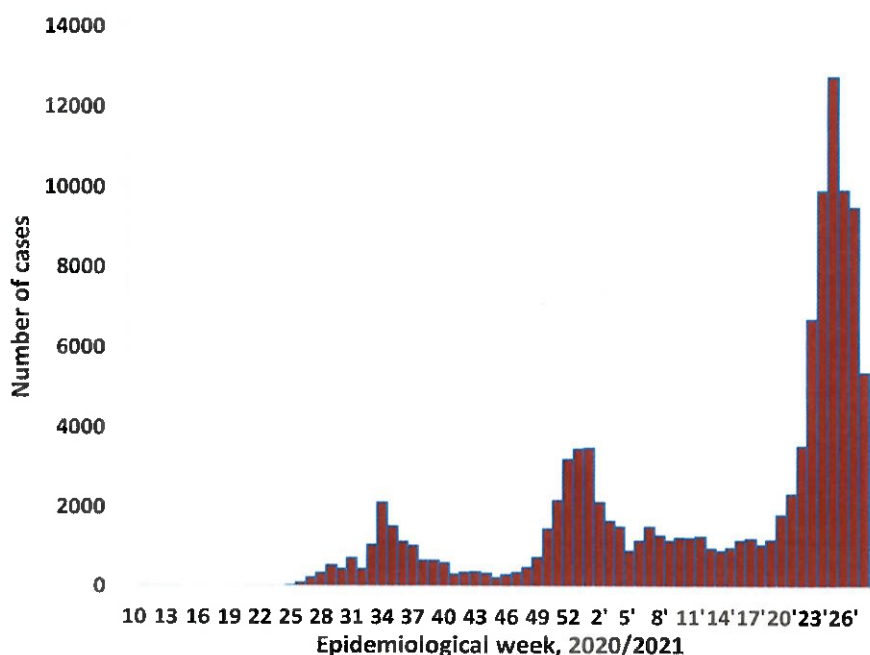


Figure 1: Age and Sex distribution of COVID-19 confirmed cases 18 July 2021

Table 2: The current distribution for hospitalization of confirmed cases by region, 18 July 2021

Region	Hospitalized confirmed cases	Intensive Care Unit
Erongo	70	18
Hardap	15	0
ǀKaras	31	4
Kavango East	33	7
Kavango West	0	0
Khomas	214	63
Kunene	19	0
Ohangwena	17	2
Omaheke	14	4
Omusati	40	0
Oshana	66	12
Oshikoto	23	0
Otjozondjupa	49	2
Zambezi	7	0
Total	598	112



➤ The highest peak of **12 787 (11%)** cases was recorded during week 25' of 2021 (Figure 2).

- The National Call Center continues operations for 24 hours daily.
- Today (18/07/2021), **498** calls were answered including **9** alerts.

Figure 2: Epi-curve for confirmed COVID-19 cases, 18 July 2021

**Table 3: COVID-19 specimen recorded at the Laboratories
18 July 2021**

VARIABLES	TOTAL
Total samples received by the Laboratory	587 012
Total samples tested	573 322
Total samples re-tested	13 573
Total positive results	113 438
Total negative results	459 831
Total samples discarded	117
Invalid results	0
Total pending results	46
Indeterminant/Inconclusive	7
Suspected cases in 24 hours (excluding re-tests)	1 633

- The laboratory testing capacity has been enhanced; with a total of thirteen (13) laboratories carrying out the testing of samples: NIP (including Oshakati), Path-Care, UNAM Molecular, Central Veterinary Laboratory, Namib Poultry, NAMDEB Molecular, NamPath, Namibia Central Pathology, DiagnoLab, High Care, Alpha Medical Laboratory, Des-Jo Medical Test Centre and ProQuest Diagnostic Laboratory.
- To date, **586 895** tests (including **13 573** re-tests) have been conducted by authorized laboratories.
- Since the beginning of the outbreak, **124 809** contacts of confirmed cases have been identified, **552** new contacts were identified within the last 24 hours from 8 regions.
- Cumulatively, **117 942** contacts have completed their monitoring period, while **134** contacts are lost to follow-up and a total of **20 730 (18%)** contacts of confirmed cases have tested positive.
- Today, **3696 (64%)** out of **5 739** active contacts were monitored.

Table 4: Number of people in quarantine, 18 July 2021

Region	Newly quarantined 24 hours	Cumulative number	Number discharged	Number in quarantine now
Erongo	0	6 898	5 796	1 102
Hardap	2	2 744	2 720	24
Kavango (East and West)	1	1 571	1 562	9
Khomas	3	3 641	3 635	6
Kharas	0	8 748	7 849	899
Kunene	0	6 079	5 823	256
Ohangwena	0	695	695	0
Omaheke	144	11 586	11 249	337
Omusati	35	2 094	1 781	313
Oshana	0	400	400	0
Oshikoto	0	18 706	17 714	992
Otjozondjupa	0	1 540	1 540	0
Zambezi	0	1 991	1 819	172
Total	185	66 693	62 583	4 110

- Since March 2020, **66 693** people have been placed into quarantine around the country.
- A total of **4 110** people are currently in quarantine, with **185** new admissions.

Table 5: Summary of COVID-19 vaccine doses administered, as of 18 July 2021

Region	Cumulative no. of persons vaccinated with doses of Sinopharm and AstraZeneca		Cumulative no. of Healthcare Workers vaccinated with doses of Sinopharm and AstraZeneca	
	1 st doses	2 nd doses	1 st doses	2 nd doses
Erongo	14 489	3 002	821	341
Hardap	6 410	1 562	350	146
Kharas	5 933	1 657	519	162
Kavango East	7 442	2 446	750	298
Kavango West	3 249	739	253	57
Khomas	41 406	8 693	2 476	949
Kunene	6 286	1 623	480	291
Ohangwena	7 684	2 117	533	245
Omaheke	5 837	1 477	296	162
Omusati	8 846	2 178	702	322
Oshana	8 039	2 883	1007	508
Oshikoto	6 395	1853	535	273
Otjozondjupa	11 945	3 956	609	279
Zambezi	2 638	949	367	202
Total	136 599	35 135	9 698	4 235

PUBLIC HEALTH ACTION (S)

- The COVID-19 vaccination programme is ongoing throughout the country
- The government and development partners continue to prioritize the continuation of essential health services.


CHALLENGES


- Non-adherence to COVID-19 Infection Prevention and Control (IPC) measures by the general public.
- High infection rate countrywide.

RECOMMENDATIONS


- Continue to give awareness on the importance of adhering to COVID-19 IPC measures; with the involvement of the Security Cluster.
- Continue to encourage the public to take the vaccine to increase herd immunity.

APPROVED


.....
INCIDENT MANAGER
18 JULY 2021


.....
SECRETARIAT

For enquiries, please contact
Namibia Public Health Emergency Operations Centre;

 PHEOC@mhss.gov.na

 0800 100 100

 0851 100 100