



NAMIBIA COVID-19 SITUATION REPORT NO. 444

Outbreak Name	COVID-19 outbreak	Country affected	Namibia
Date & Time	05.06.2021 17h00	Investigation start Date	13 March 2020
Prepared by	Surveillance Team		

HIGHLIGHTS/SITUATION UPDATE (05/06/2021)

CUMULATIVE	TOTAL TODAY
Tested 445 418	Tested 2 328
Confirmed 58 707	Confirmed 650
Active 5 752	Active 5752
Recovered 52 032	Recovered 150
Death 912	Death 7

- A total of **58 707** cases have been recorded to-date, representing **2%** of the total population (**2 550 226**).
- More female cases **29 955 (51%)** have been recorded compared to male cases **28 752 (49%)**.
- Of the total confirmed cases, **2 580 (4%)** are Health Workers.
- **2 068 (80%) State; 508 (20%) Private, 4 (0.2%) Non-Governmental Organizations.**
- **2 213 (87%) recoveries and 10 (0.4%) deaths.**
- The recovery rate now stands at **89%**.
- **All fourteen (14) regions have reported confirmed cases; Khomas and Erongo regions reported the highest with **21 676 (37%)** and **9 634 (16%)** respectively.**
- **Of the total fatalities, **765 (84%)** are COVID-19 deaths while **147 (16%)** are COVID-19 related deaths. The case fatality rate now stands at **2%**.**

Table 1: Distribution of confirmed COVID-19 cases by region, 05 June 2021

Region	Total No. of cases	Active cases	Recoveries	Cumulative Deaths	Cumulative deaths with co-morbidities	Non-COVID deaths	Health Workers
Erongo	9634	387	9 085	157	142	5	258
Hardap	3848	542	3 242	64	40	0	99
//Kharas	3610	200	3 349	61	51	0	156
Kavango East	2104	133	1 945	26	19	0	137
Kavango West	237	7	227	3	3	0	12
Khomas	21676	3426	17 921	328	279	1	1 081
Kunene	1683	23	1 641	19	19	0	60
Oshana	1486	116	1 345	23	18	2	76
Omaheke	1482	98	1 350	34	28	0	53
Omusati	1479	205	1 259	15	11	0	46
Oshana	3511	123	3 332	55	36	1	267
Oshikoto	3082	81	2 972	27	23	2	146
Otjozondjupa	4025	358	3 582	85	65	0	147
Zambezi	850	53	782	15	11	0	42
Total	58 707	5 752	52 032	912	745	11	2 580

EPIDEMIOLOGICAL SITUATION IN NAMIBIA

- Of the total confirmed cases, **36 544 (62%)** are in the 20-49 years age-brackets which constitutes the majority of the recorded cases.
- A total of **9 877 (17%)** of the confirmed cases are among the 5-19 years category.
- The under 5 years age group make up **1 326 (2%)** of the total cases whereas, **4 433 (8%)** are above 60 years of age.

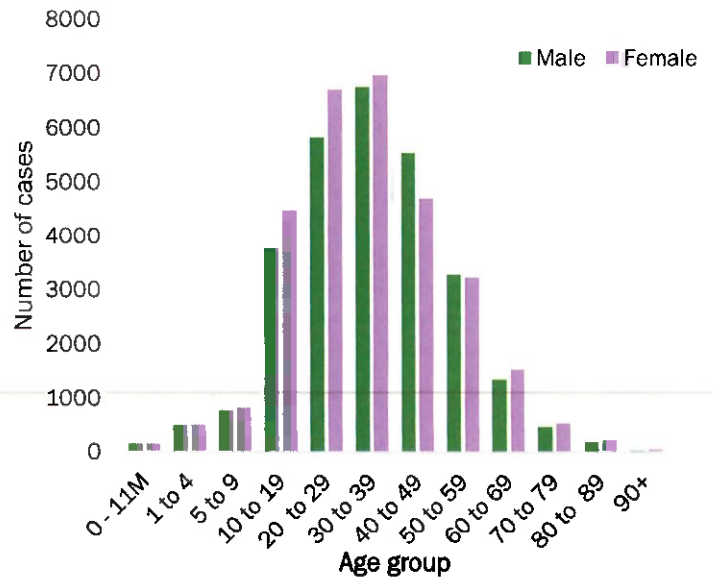


Figure 1: Age and Sex distribution of COVID-19 confirmed cases 05 June 2021

Table 2: Distribution of hospitalization of confirmed cases by region, 05 June 2021

Region	Hospitalized confirmed cases	Intensive Care Unit
Erongo	32	9
Hardap	12	0
//Kharas	25	3
Kavango East	2	0
Kavango West	0	0
Khomas	164	31
Kunene	3	0
Ohangwena	8	0
Omaheke	8	0
Omusati	6	0
Oshana	34	12
Oshikoto	7	2
Otjozondjupa	13	0
Zambezi	7	0
Total	321	57

- The highest peaks of **3 463 (6%)** and **3 485 (6%)** cases were recorded during week 53 of 2020 and 1 of 2021 respectively (Figure 2).

- The National Call Center continues operations for 24 hours daily.
- Today (05/06/2021), **576** calls were answered including **7** alerts.

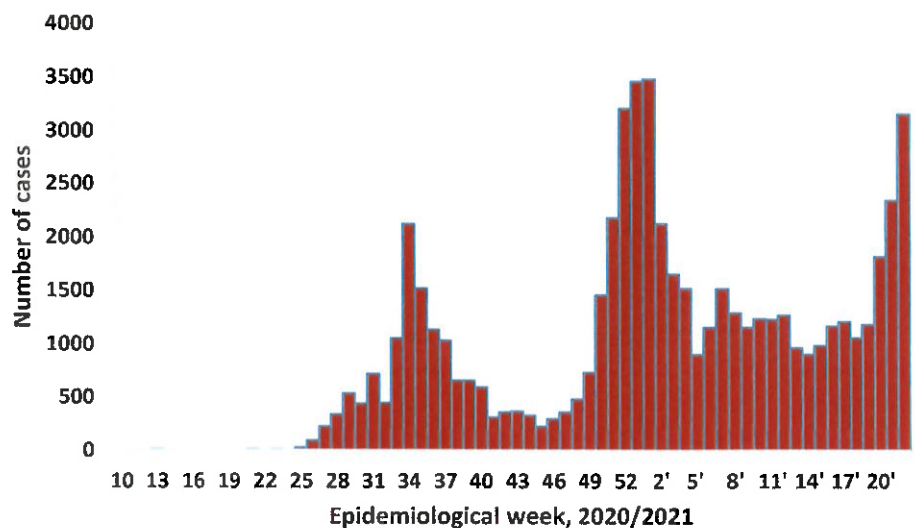


Figure 2: Epi-curve for confirmed COVID-19 cases, 05 June 2021

Table 3: Summary of COVID-19 vaccines administered, as of 05 June 2021

Region	Cumulative no. of persons vaccinated with doses of Sinopharm and AstraZeneca		Cumulative no. of Healthcare Workers vaccinated with doses of Sinopharm and AstraZeneca	
	1 st Dose	2 nd Dose	1 st Dose	2 nd Dose
Erongo	8 148	1 097	494	145
Hardap	3 148	490	276	51
//Kharas	2 989	394	428	102
Kavango East	5 076	896	558	97
Kavango West	2 016	234	223	25
Khomas	26 401	3 288	1 816	551
Kunene	3 455	831	414	222
Ohangwena	4 178	756	412	118
Omaheke	3 216	662	253	103
Omusati	3 973	469	583	90
Oshana	3 832	837	723	299
Oshikoto	1 945	379	356	113
Otjozondjupa	6 285	923	467	122
Zambezi	1 315	241	212	54
Total	75 977	11 497	7 215	2 092

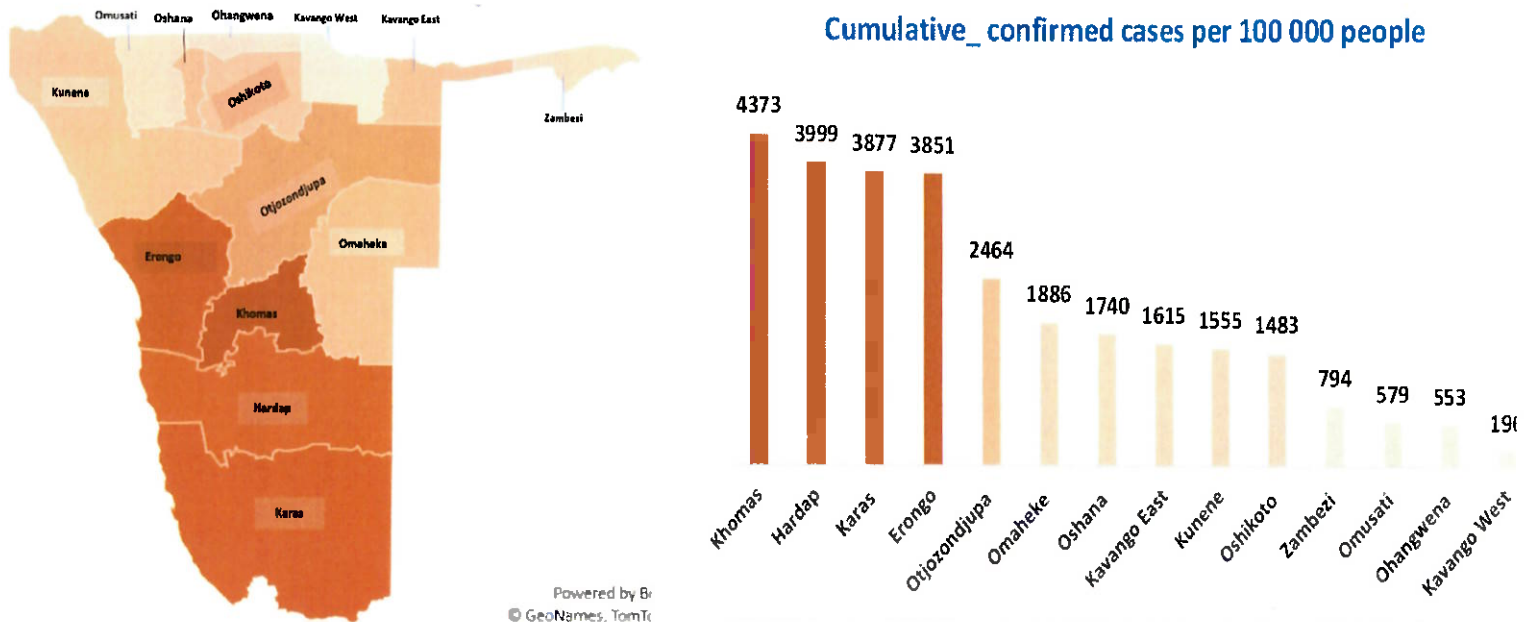


Figure 3: Distribution of cumulative confirmed cases per 100 000 by region, 05 June 2021

Table 4: COVID-19 specimen recorded at the Laboratories 05 June 2021

VARIABLES	TOTAL
Total samples received by the Laboratory	445 535
Total samples tested	433 184
Total samples re-tested	12 234
Total positive results	58 707
Total negative results	374 424
Total samples discarded	117
Invalid results	0
Total pending results	46
Indeterminant/Inconclusive	7
Suspected cases in 24 hours (excluding re-tests)	2310

- To date, **445 418** tests (including **12 234** re-tests) have been conducted by NIP, Path-Care, NAMDEB, UNAM, Namib Poultry, Diagno, NAMPath, Namibia Central Pathology, High Care and Central Veterinary laboratories
- Since the beginning of the outbreak, **98 789** contacts of confirmed cases have been identified, **143** new contacts were identified within the last 24 hours from 8 regions.
- Cumulatively, **94 515** contacts have completed their monitoring period, while **118** contacts are lost to follow-up and a total of **14 305 (24%)** contacts of confirmed cases have tested positive.
- Today, **671 (19%)** out of **3 497** active contacts were monitored.

Table 5: Number of people in mandatory quarantine facilities, 05 June 2021

Region	Newly quarantined 24 hours	Cumulative number	Number discharged	Number in quarantine now
Erongo	0	5 683	5 608	75
Hardap	5	1 966	1 911	55
Kavango (East and West)	0	1 453	1 432	21
Khomas	6	3 507	3 478	29
//Kharas	0	6 715	6 320	395
Kunene	0	5 192	5 130	62
Ohangwena	0	695	695	0
Omaheke	0	7 724	7 485	239
Omusati	0	948	840	108
Oshana	0	400	400	0
Oshikoto	0	13 572	13 234	338
Otjozondjupa	0	1 540	1 540	0
Zambezi	0	1 791	1 624	167
Total	11	51 186	49 697	1 489

- Since March 2020, **51 186** people have been placed into mandatory quarantine facilities around the country.
- A total of **1 489** people are currently in quarantine, with **11** new admissions.

PUBLIC HEALTH ACTION (S)

- The COVID-19 vaccination programme is ongoing throughout the country
- The government and development partners continue to prioritize the continuation of essential health services.

CHALLENGES


- Slow vaccine uptake among members of the public, and circulation of anti-vaccination information.
- Non-adherence to COVID-19 Infection Prevention and Control (IPC) measures by the general public.

RECOMMENDATIONS

- Encourage the public to get vaccinated, and strengthen community health awareness to counter anti-vaccination information in circulation.
- Continue to give awareness on the importance of adhering to COVID-19 IPC measures; with the involvement of the Security Cluster.

APPROVED


 INCIDENT MANAGER
 05 June 2021


 SECRETARIAT

For enquiries, please contact
Namibia Public Health Emergency Operations Centre;
 PHEOC@mhss.gov.na
 0800 100 100
 0851 100 100