



NAMIBIA COVID-19 SITUATION REPORT NO. 408

Outbreak Name	COVID-19 outbreak	Country affected	Namibia
Date & Time	30.04.2021 17h00	Investigation start Date	13 March 2020
Prepared by	Surveillance Team		

HIGHLIGHTS/SITUATION UPDATE (30/04/2021)

CUMULATIVE

Tested 386940

Confirmed 48902

Active 1821

Recoveries 46421

Deaths 649

TOTAL TODAY

Tested 1849

Confirmed 248

Active 1821

Recoveries 183

Deaths 6

- A total of **48902** cases have been recorded to-date, representing **2%** of the population.
- Cases are equally distributed by gender at **50%**.
- Of the total confirmed cases, **2095 (4%)** are Health Workers.
 - 1649 (79%) State; 442 (21%) Private, 4 (0.2%) Non-Governmental Organizations.
 - 2005 (96%) recoveries and 6 (0.3%) deaths.
- The recovery rate now stands at **95%**.
- All fourteen (14) regions have reported confirmed cases; *Khomas* and *Erongo* regions reported the highest with **17332 (35%)** and **8665 (18%)** respectively.
- Of the total fatalities, **531 (82%)** are COVID-19 deaths while **119 (18%)** are COVID-19 related deaths.

Table 1: Distribution of confirmed COVID-19 cases by region, 30 April 2021

Region	Total No. of cases	Active cases	Recoveries	Cumulative Deaths	Cumulative deaths with co-morbidities	Non-COVID deaths	Vaccine data	Health Workers
Erongo	8665	219	8315	126	117	5	2938	228
Hardap	2817	216	2556	45	30	0	1397	67
//Kharas	2983	64	2876	43	34	0	975	135
Kavango East	1912	32	1856	24	18	0	1142	116
Kavango West	229	2	225	2	2	0	280	12
Khomas	17332	708	16395	228	2014	1	9412	841
Kunene	1500	60	1425	15	15	0	951	53
Ohangwena	1244	62	1164	16	13	2	1056	62
Omaheke	1083	28	1040	15	11	0	1329	44
Omusati	1297	42	1245	10	7	0	499	34
Oshana	2983	106	2841	35	22	1	1658	226
Oshikoto	2729	78	2631	18	18	2	666	122
Otjozondjupa	3382	189	3132	61	47	0	2076	117
Zambezi	746	15	720	11	8	0	315	38
Total	48902	1821	46421	649	2356	11	24694	2095

Table 2: COVID-19 specimen recorded at the Laboratories
30 April 2021

VARIABLES	TOTAL
Total samples received by the Laboratory	387057
Total samples tested	375009
Total samples re-tested	11931
Total positive results	48902
Total negative results	326054
Total samples discarded	117
Invalid results	0
Total pending results	46
Indeterminant/Inconclusive	7
Suspected cases in 24 hours (excluding re-tests)	1842

- To date, **386940** tests (including **11931** re-tests) have been conducted by NIP, Path-Care, NAMDEB, UNAM, Namib Poultry, Diagno, NAMPath, Namibia Central Pathology, Highcare and Central Veterinary laboratories
- Since the beginning of the outbreak, **88630** contacts of confirmed cases have been identified, **358** new contacts were identified within the last 24 hours from 11 regions.
- Cumulatively, **83835** contacts have completed their monitoring period, while a total of **12317 (25%)** contacts of confirmed cases have tested positive.
- Today, **2625 (65%)** out of **4022** active contacts monitored.

- The highest peaks of **3463 (7%)** and **3485 (7%)** cases were recorded during week 53 of 2020 and 1 of 2021 respectively (Figure 1).

- The National Call Center continues operations for 24 hours daily.
- Today (30/04/2021), **317** calls were answered including **19** alerts.

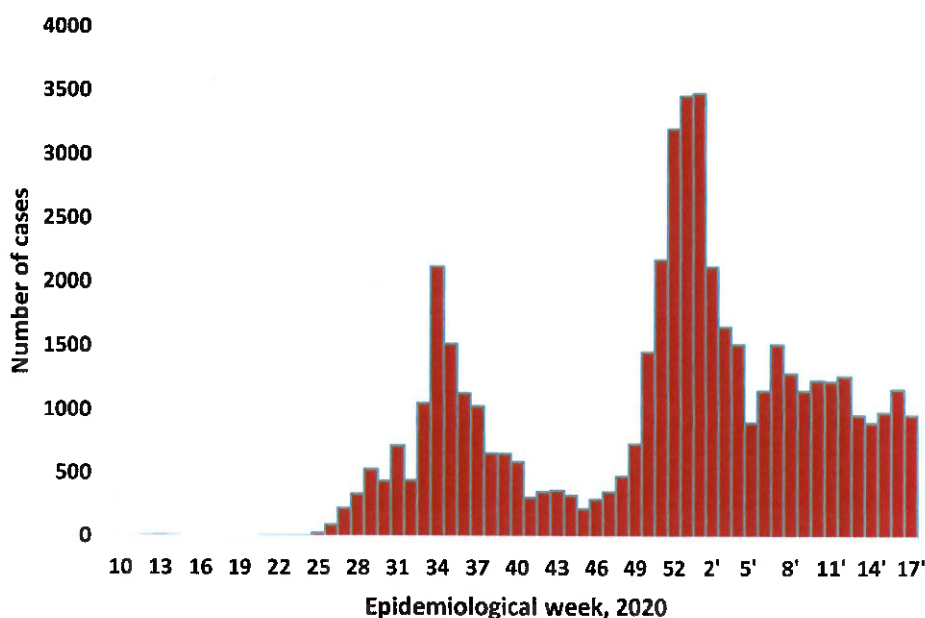


Figure 1: Epi-curve for confirmed COVID-19 cases, 30 April 2021

Table 3: Number of people in mandatory quarantine facilities, 30 April 2021

Region	Newly quarantined 24 Hrs.	Cumulative number	Number discharged	Number in quarantine now
Erongo	0	5382	5351	31
Hardap	0	1650	1627	23
Kavango	0	1335	1327	8
Khomas	0	3435	3420	15
//Kharas	0	5807	5732	75
Kunene	0	4760	4628	132
Ohangwena	0	692	692	0
Omaheke	88	5949	5666	283
Omusati	0	566	565	1
Oshana	0	400	400	0
Oshikoto	33	12028	11346	682
Otjozondjupa	0	1476	1453	23
Zambezi	0	1791	1624	167
Total	121	45271	43831	1440

- Since March 2020, **45271** people have been placed into mandatory quarantine facilities around the country.
- A total of **1440** people are currently in quarantine, with **121** new admissions.

- Of the total confirmed cases, **30729 (63%)** are in the 20-49 years age-brackets which constitutes the majority of the recorded cases.
- A total of **8681 (18%)** of the confirmed cases are among the 5-19 years category.
- The under 5 years age group make up **1109 (2%)** of the total cases whereas, **3232 (7%)** are above 60 years of age.

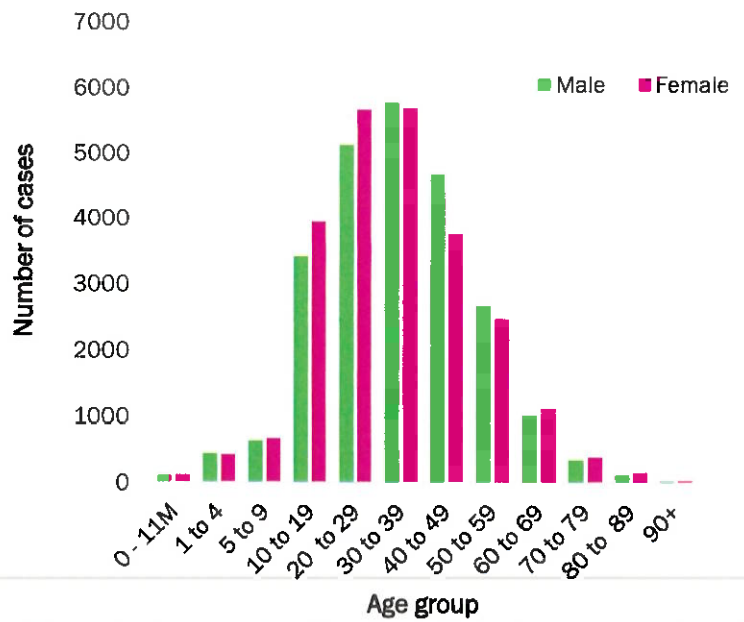


Figure 2: Age and Sex distribution of COVID-19 confirmed cases 30 April 2021

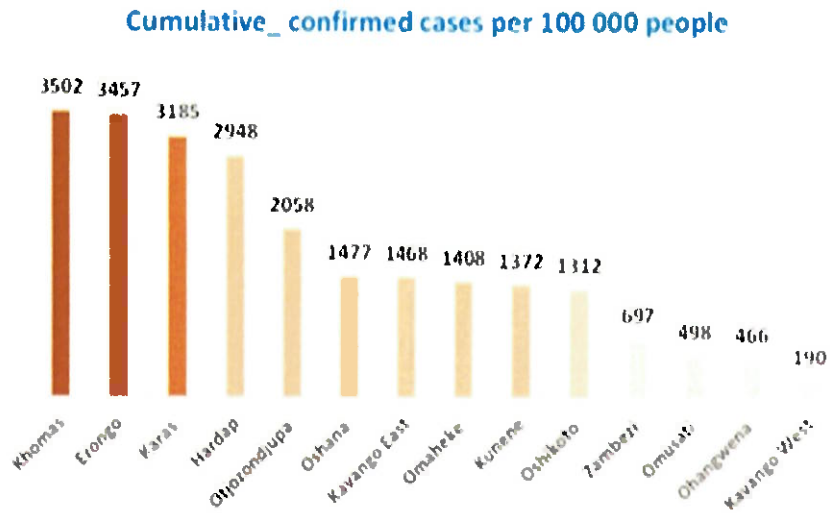
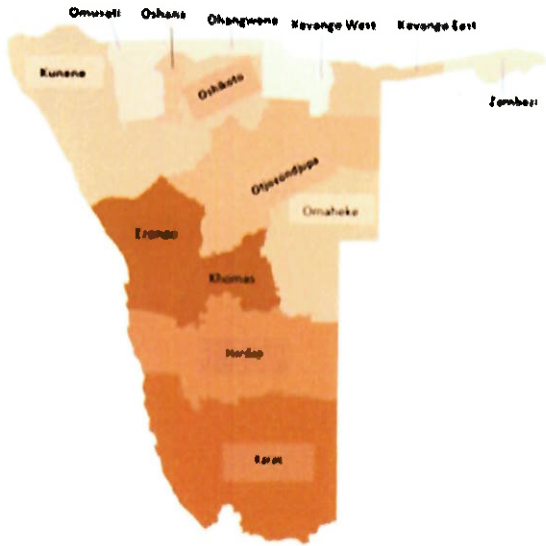


Figure 3: Distribution of cumulative confirmed cases per 100 000 by region, 30 April 2021

PUBLIC HEALTH ACTION (S)

- The COVID-19 vaccination programme has been extended to other regions and is ongoing.
- The government and developmental partners continue to prioritize the continuation of essential health services.

CHALLENGES

- Lack of isolation units and facilities for cases detected in boarding schools and police holding cells.
- Non-adherence to COVID-19 prevention measures by the general public.

RECOMMENDATIONS

- Establish fully equipped isolation units and facilities for cases detected in schools and police holding cells.
- Continue to give awareness on the importance of adhering to COVID-19 prevention measures; with the involvement of the Security Cluster.

APPROVED

INCIDENT MANAGER
30 APRIL 2021

SECRETARIAT

For enquiries, please contact
Namibia Public Health Emergency Operations Centre;
 @ PHEOC@mhss.gov.na
 ☎ 0800 100 100
 📞 0851 100 100