



NAMIBIA COVID-19 SITUATION REPORT NO. 400

Outbreak Name	COVID-19 outbreak	Country affected	Namibia
Date & Time	22.04.2021 17h00	Investigation start Date	13 March 2020
Prepared by	Surveillance Team		

HIGHLIGHTS/SITUATION UPDATE (22/04/2021)



- A total of **47383** cases have been recorded to-date, representing **2%** of the population.
- Cases are equally distributed by gender at **50%**.
- Of the total confirmed cases, **2039 (4%)** are Health Workers.
 - 1606 (79%) State; 429 (21%) Private, 4 (0.2%) Non-Governmental Organizations.
 - 2005 (98%) recoveries and 6 (0.3%) deaths.
- The recovery rate now stands at **96%**.
- All fourteen (14) regions have reported confirmed cases; *Khomas and Erongo* regions reported the highest with **16940 (36%)** and **8471 (18%)** respectively.
- Of the total fatalities, **507 (81%)** are COVID-19 deaths while **115 (19%)** are COVID-19 related deaths.

Table 1: Distribution of confirmed COVID-19 cases by region, 22 April 2021

Region	Total No. of cases	Active cases	Recoveries	Cumulative Deaths	Cumulative deaths with co-morbidities	Non-COVID deaths	Vaccine data	Health Workers
Erongo	8471	187	8160	119	110	5	1832	224
Hardap	2619	201	2379	39	27	0	0	64
//Kharas	2918	61	2816	41	33	0	265	127
Kavango East	1889	56	1809	24	18	0	151	115
Kavango West	228	2	224	2	2	0	54	12
Khomas	16940	499	16220	220	196	1	5409	822
Kunene	1412	104	1293	15	15	0	272	53
Ohangwena	1215	38	1159	16	13	2	220	60
Omaheke	1035	9	1012	14	11	0	0	44
Omusati	1243	29	1205	9	6	0	49	34
Oshana	2910	72	2803	34	22	1	853	219
Oshikoto	2652	99	2533	18	18	2	0	118
Otjozondjupa	3125	107	2958	60	47	0	263	111
Zambezi	726	8	707	11	8	0	92	36
Total	47383	1472	45278	622	526	11	9460	2039

EPIDEMIOLOGICAL SITUATION IN NAMIBIA

Table 2: Number of people in mandatory quarantine facilities, 22 April 2021

Region	Newly quarantined 24 Hrs.	Cumulative number	Number discharged	Number in quarantine now
Erongo	0	5379	5312	67
Hardap	0	1643	1624	19
Kavango	0	1326	1320	6
Khomas	0	3421	3408	13
//Kharas	0	5736	5615	121
Kunene	0	4710	4534	176
Ohangwena	0	692	692	0
Omaheke	78	5660	5510	150
Omusati	0	565	565	0
Oshana	0	400	400	0
Oshikoto	84	11724	11080	644
Otjozondjupa	0	1476	1453	23
Zambezi	0	1703	1576	127
Total	162	44435	43089	1346

- Since March 2020, **44435** people have been placed into mandatory quarantine facilities around the country.
- A total of **1346** people are currently in quarantine, with **162** new admissions.

- Of the total confirmed cases, **29919 (63%)** are in the 20-49 years age-brackets which constitutes the majority of the recorded cases.
- A total of **8337 (18%)** of the confirmed cases are among the 5-19 years category.
- The under 5 years age group make up **1087 (2%)** of the total cases whereas, **3087 (7%)** are above 60 years of age.

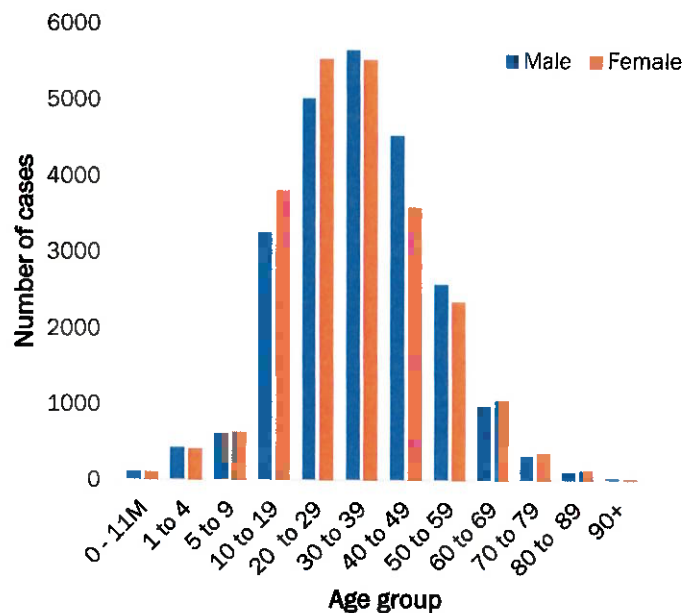


Figure 1: Age and Sex distribution of COVID-19 confirmed cases 22 April 2021

Table 3: COVID-19 specimen recorded at the Laboratories 22 April 2021

VARIABLES	TOTAL
Total samples received by the Laboratory	374876
Total samples tested	362868
Total samples re-tested	11891
Total positive results	47383
Total negative results	315432
Total samples discarded	117
Invalid results	0
Total pending results	46
Indeterminant/Inconclusive	7
Suspected cases in 24 hours (excluding re-tests)	1927

- To date, **374759** tests (including **11891** re-tests) have been conducted by NIP, Path-Care, NAMDEB, UNAM, Namib Poultry, Diagno, NAMPath, Namibia Central Pathology and Central Veterinary laboratories
- Since the beginning of the outbreak, **86778** contacts of confirmed cases have been identified, **496** new contacts were identified within the last 24 hours from 11 regions.
- Cumulatively, **82221** contacts have completed their monitoring period, while a total of **11799 (25%)** contacts of confirmed cases have tested positive.
- Today, **2665 (71%)** out of **3739** active contacts monitored.

➤ The highest peaks of **3463 (7%)** and **3485 (7%)** cases were recorded during week 53 of 2020 and 1 of 2021 respectively (Figure 2).

➤ The National Call Center continues operations for 24 hours daily.

➤ Today (22/04/2021), **524** calls were answered including **21** alerts.

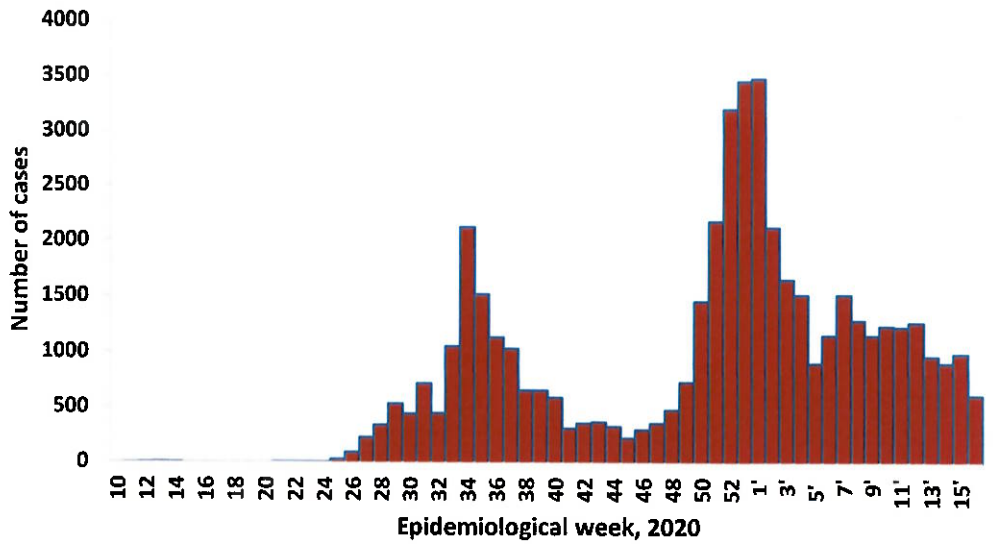
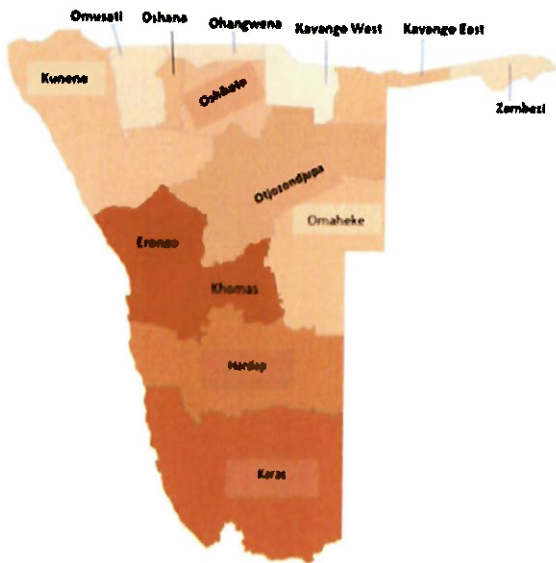


Figure 2: Epi-curve for confirmed COVID-19 cases, 22 April 2021



Cumulative_confirmed cases per 100 000 people

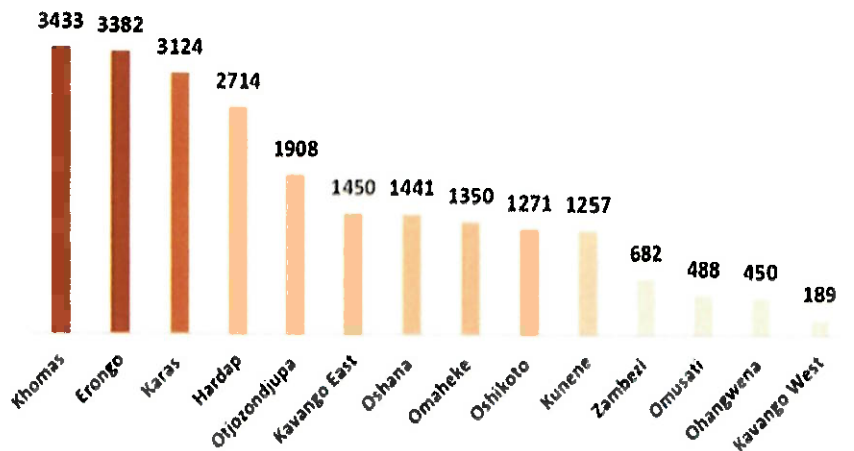


Figure 3: Distribution of cumulative confirmed cases per 100 000 by region, 22 April 2021

PUBLIC HEALTH ACTION (S)

- The COVID-19 vaccination programme has been extended to other regions and is ongoing.
- The government and developmental partners continue to prioritize the continuation of essential health services.

CHALLENGES

- Lack of isolation units and facilities for cases detected in boarding schools and police holding cells.
- Non-adherence to COVID-19 prevention measures by the general public.

RECOMMENDATIONS

- Establish fully equipped isolation units and facilities for cases detected in schools and police holding cells.
- Continue to give awareness on the importance of adhering to COVID -19 prevention measures; with the involvement of the Security Cluster.

APPROVED

INCIDENT MANAGER
22 APRIL 2021

SECRETARIAT

For enquiries, please contact
Namibia Public Health Emergency Operations Centre;

PHEOC@mhss.gov.na

0800 100 100

0851 100 100