



NAMIBIA COVID-19 SITUATION REPORT NO. 388

Outbreak Name	COVID-19 outbreak	Country affected	Namibia
Date & Time	10.04.2021 17h00	Investigation start Date	13 March 2020
Prepared by	Surveillance Team		

HIGHLIGHTS/SITUATION UPDATE (10/04/2021)

CUMULATIVE

Tested 358195

Confirmed 45527

Active 1306

Recoveries 43640

Deaths 570

TOTAL TODAY

Tested 1787

Confirmed 204

Active 1306

Recoveries 85

Deaths 6

- A total of **45527** cases have been recorded to-date, representing **2%** of the population.
- Cases are equally distributed by gender at **50%**.
- Of the total confirmed cases, **1987 (4%)** are Health Workers.
 - 1564 (79%) State; 419 (21%) Private, 4 (0.2%) Non-Governmental Organizations.
 - 1941 (98%) recoveries and 6 (0.3%) deaths.
- The recovery rate now stands at **96%**.
- All fourteen (14) regions have reported confirmed cases; **Khomas and Erongo** regions reported the highest with **16544 (36%)** and **8197 (18%)** respectively.
- Of the total fatalities, **465 (82%)** are COVID-19 deaths while **105 (18%)** are COVID-19 related deaths.

Table 1: Distribution of confirmed COVID-19 cases by region, 10 April 2021

Region	Total No. of cases	Active cases	Recoveries	Cumulative Deaths	Cumulative deaths with co-morbidities	Non-COVID deaths	Vaccine data	Health Workers
Erongo	8197	293	7791	108	103	5	719	220
Hardap	2236	172	2030	34	24	0	0	59
//Kharas	2828	51	2739	38	30	0	0	123
Kavango East	1842	103	1716	23	18	0	0	112
Kavango West	204	17	185	2	2	0	0	12
Khomas	16544	329	16010	204	182	1	2156	808
Kunene	1303	13	1276	14	14	0	0	53
Ohangwena	1144	56	1070	16	13	2	0	54
Omaheke	1015	5	996	14	11	0	0	44
Omusati	1205	9	1187	9	6	0	0	33
Oshana	2844	49	2760	34	22	1	0	214
Oshikoto	2572	91	2463	16	17	2	0	118
Otjozondjupa	2882	104	2730	48	37	0	0	101
Zambezi	711	14	687	10	7	0	0	36
Total	45527	1306	43640	570	486	11	2875	1987

EPIDEMIOLOGICAL SITUATION IN NAMIBIA

➤ A highest peak of **3485 (8%)** cases was recorded during week 1 in 2021 (Figure 1).

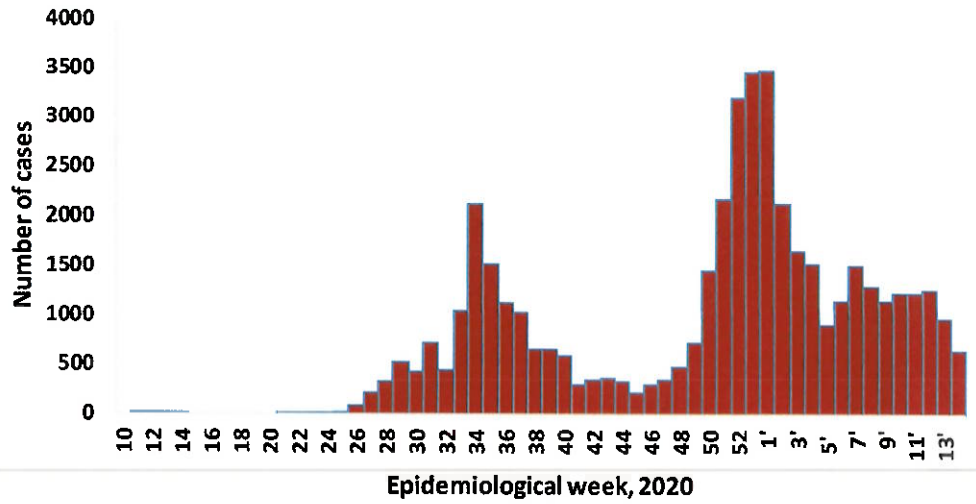


Figure 1: Epi-curve for confirmed COVID-19 cases, 10 April 2021

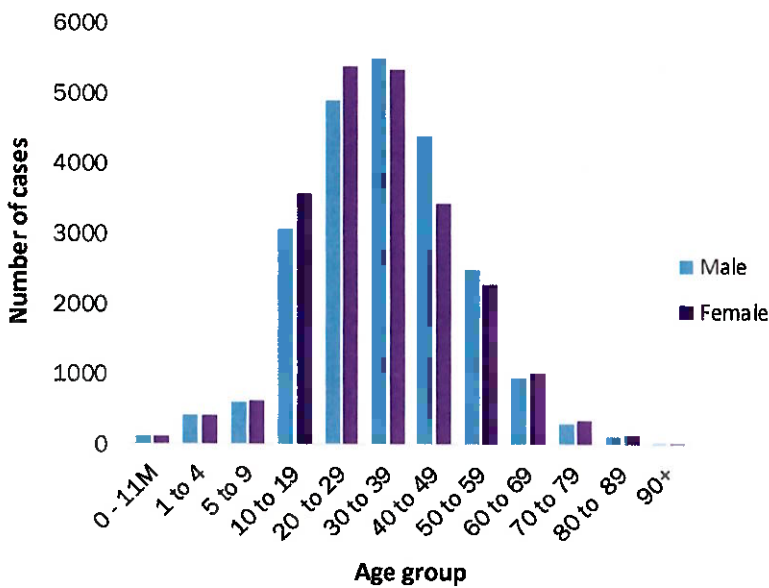


Figure 2: Age and Sex distribution of COVID-19 confirmed cases 10 April 2021

➤ Of the total confirmed cases, **28981 (64%)** are in the 20-49 years age-brackets which constitutes the majority of the recorded cases.

➤ A total of **7828 (17%)** of the confirmed cases are among the 5-19 years category.

➤ The under 5 years age group make up **1045 (2%)** of the total cases whereas, **2910 (6%)** are above 60 years of age.

Cumulative_confirmed cases per 100 000 people

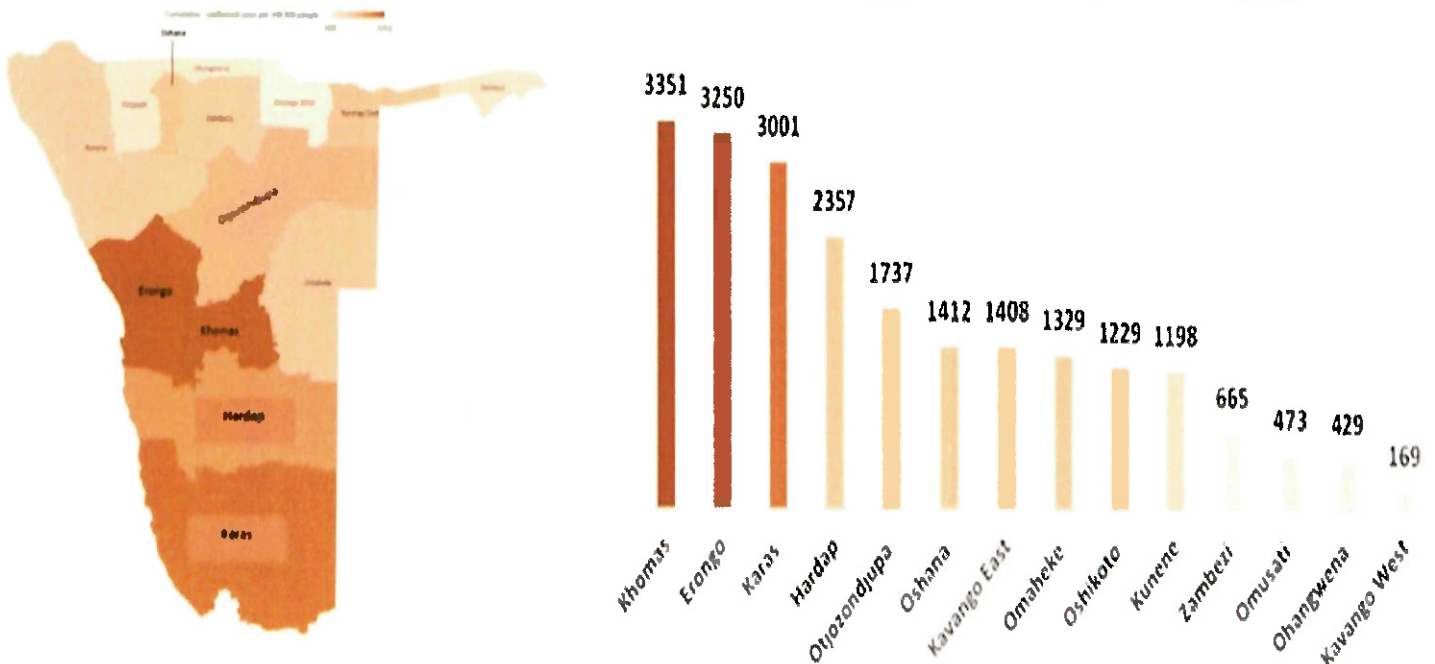


Figure 3: Distribution of cumulative confirmed cases per 100 000 by region, 10 April 2021

Table 2: COVID-19 specimen recorded at the Laboratories, 10 April 2021

- To date, **358195** tests (including **11826** re-tests) have been conducted by NIP, Path-Care, NAMDEB, UNAM, Namib Poultry, Diagno, NAMPath, Namibia Central Pathology and Central Veterinary laboratories
- Since the beginning of the outbreak, **83568** contacts of confirmed cases have been identified, **64** new contacts were identified within the last 24 hours from 14 regions.
- Cumulatively, **78686** contacts have completed their monitoring period, while a total of **11638 (26%)** contacts of confirmed cases have tested positive.
- Today, **1653 (41%)** out of **4022** active contacts monitored.

VARIABLES	TOTAL
Total samples received by the Laboratory	358312
Total samples tested	346369
Total samples re-tested	11826
Total positive results	45527
Total negative results	300789
Total samples discarded	117
Invalid results	0
Total pending results	46
Indeterminant/Inconclusive	7
Suspected cases in 24 hours (excludes re-tests)	1776

Table 3: Number of people in mandatory quarantine facilities, 10 April 2021

Region	Newly quarantined 24 Hrs.	Cumulative number	Number discharged	Number in quarantine now
Erongo	0	5264	5224	40
Hardap	1	1572	1548	24
Kavango	0	1313	1290	23
Khomas	2	3404	3386	18
//Karas	45	5618	5342	276
Kunene	0	4452	4332	120
Ohangwena	0	692	692	0
Omaheke	0	5002	4915	87
Omusati	0	563	553	10
Oshana	0	400	400	0
Oshikoto	0	11235	10592	643
Otjondjupa	0	1453	1430	23
Zambezi	17	1666	1494	172
Total	65	42634	41198	1436

- Since March 2020, **42634** people have been placed into mandatory quarantine facilities around the country.
- A total of **1436** people are currently in quarantine, with **65** new admissions.

PUBLIC HEALTH ACTION (S)

- The government and developmental partners continue to prioritise the continuation of essential health services.

CHALLENGES

- Lack of isolation units and facilities for cases detected in boarding schools and police holding cells.
- Non-adherence to COVID-19 prevention measures by the general public.

RECOMMENDATIONS

- Establish fully equipped isolation units and facilities for cases detected in schools and police holding cells.
- Continue to give awareness on the importance of adhering to COVID -19 prevention measures; with the involvement of the Security Cluster.

APPROVED



INCIDENT MANAGER
10 APRIL 2021



SECRETARIAT

For enquiries, please contact
Namibia Public Health Emergency Operations Centre;

 PHEOC@mhss.gov.na

 0800 100 100

 0851 100 100