



NAMIBIA COVID-19 SITUATION REPORT NO. 345

Outbreak Name	COVID-19 outbreak	Country affected	Namibia
Date & Time	26.02.2021 17h00	Investigation start Date	13 March 2020
Prepared by	Surveillance Team		

HIGHLIGHTS/SITUATION UPDATE (26/02/2021)

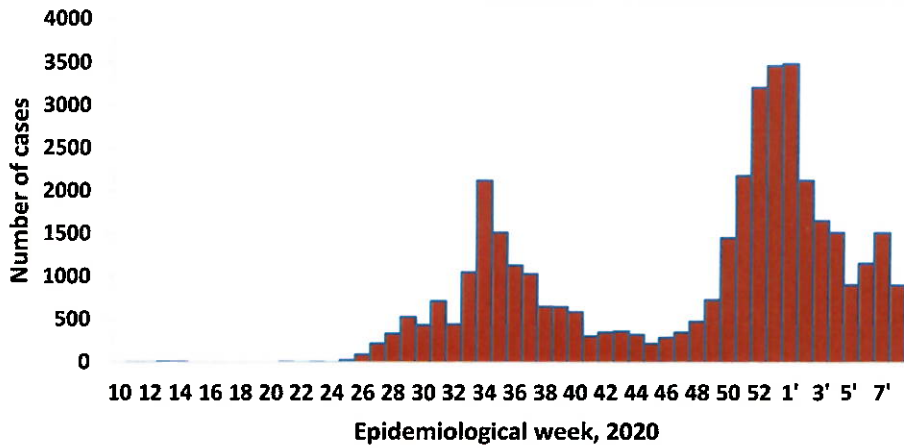
- A total of **38642** cases have been recorded to-date, representing **2%** of the population.
- More male cases **19615 (51%)** were recorded compared to female cases **19027 (49%)**.
- Of the total confirmed cases, **1749 (5%)** Health Workers (HWs) have tested positive for COVID-19 to-date.
 - 1354 (77%) State; 391 (22%) Private, 4 (0.2%) Non-Governmental Organizations.
 - 1686 (96%) recoveries and 6 (0.3%) deaths.
- The recovery rate now stands at **94%**.
- All fourteen (14) regions have reported confirmed cases; *Khomas and Erongo* regions reported the highest with **15205 (39%)** and **7427 (19%)** respectively.
- Of the total fatalities, **332 (79%)** are COVID-19 deaths while **88 (21%)** are COVID-19 related deaths.



Table 1: Distribution of confirmed COVID-19 cases by region, 26 February 2021

Region	Total No. of cases	Active cases	Recoveries	Cumulative Deaths	Cumulative deaths with co-morbidities	Non-COVID deaths	Health Workers
Erongo	7427	192	7142	89	85	4	194
Hardap	1579	80	1483	16	13	0	35
//Kharas	2458	109	2320	28	24	0	104
Kavango East	1296	308	973	15	11	0	90
Kavango West	160	17	141	2	2	0	5
Khomas	15205	96	14952	158	147	0	759
Kunene	924	67	849	8	8	0	47
Ohangwena	769	69	685	13	10	2	46
Omaheke	775	48	716	11	8	0	37
Omusati	940	28	907	5	3	0	30
Oshana	2502	171	2306	25	20	0	182
Oshikoto	2116	464	1641	9	9	2	96
Otjozondjupa	1931	113	1785	33	26	0	90
Zambezi	560	232	320	8	6	0	34
Total	38642	1994	36220	420	372	8	1749

EPIDEMIOLOGICAL SITUATION IN NAMIBIA



➤ A highest peak of **3485 (9%)** cases was recorded during week 53 (Figure 1).

The National Call Center continues operations for 24 hours daily.

Today (26/02/2021), **597** calls were answered including **71** alerts.

Figure 1: Epi-curve for confirmed COVID-19 cases, As of 13 March 2020 to 26 February 2021

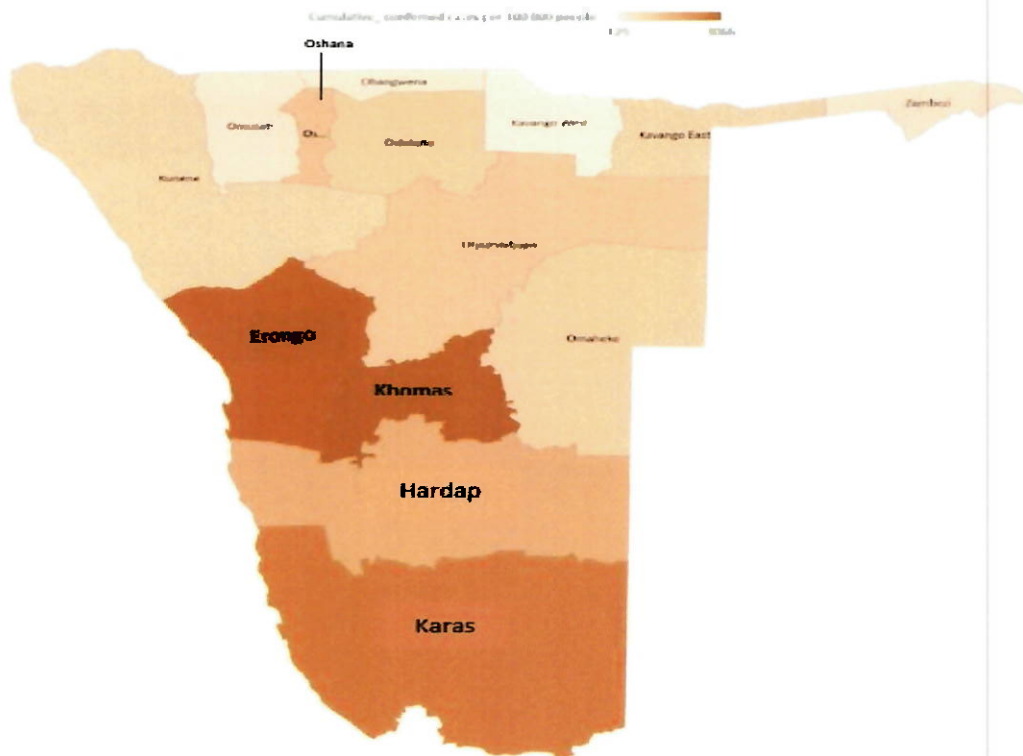


Figure 2: Distribution of cumulative confirmed cases per 100 000 by region, As of 26 February 2021

- Of the total confirmed cases, **25621 (66%)** are in the 20-49 years age-brackets which constitutes the majority of the recorded cases.
- A total of **5702 (15%)** of the confirmed cases are among the 5-19 years category.
- The under 5 years age group make **880 (2%)** of the total cases whereas, **2420 (6%)** are above 60 years of age.

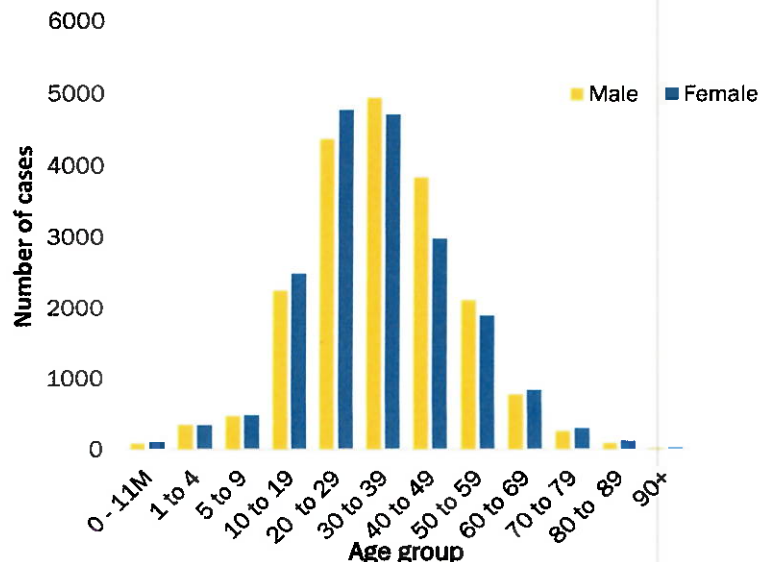


Figure 3: Age and Sex distribution of COVID-19 confirmed cases, as of 26 February 2021

Table 2: COVID-19 specimen recorded at the Laboratories, As of 26 February 2021

VARIABLES	TOTAL
Total samples received by the Laboratory	298528
Total samples tested	286883
Total samples re-tested	11528
Total positive results	38642
Total negative results	248188
Total samples discarded	117
Invalid results	0
Total pending results	46
Indeterminant/Inconclusive	7
Suspected cases in 24 hours (excludes re-tests)	1450

- To date, **298411** tests (including **11528** re-tests) have been conducted by NIP, Path-Care, NAMDEB, UNAM, Namib Poultry and Central Veterinary laboratories.
- Since the beginning of the outbreak, **70111** contacts of confirmed cases have been identified, **500** new contacts were identified within the last 24 hours from 9 regions.
- Cumulatively, **65633** contacts have completed their monitoring period, while a total of **9457 (24%)** contacts of confirmed cases have tested positive.
- Today, **1909 (48%)** out of **4011** active contacts monitored.

Table 3: Number of people in mandatory quarantine facilities, 26 February 2021

Region	Newly quarantined 24 Hrs.	Cumulative number	Number discharged	Number in quarantine now
Erongo	0	5158	4933	225
Hardap	3	1411	1397	14
Kavango	0	1119	1092	27
Khomas	36	3292	3206	86
//Kharas	0	4760	4637	123
Kunene	36	3118	2870	248
Ohangwena	0	644	634	10
Omaheke	0	3947	3598	349
Omusati	0	551	549	2
Oshana	0	400	399	1
Oshikoto	159	8724	7746	978
Otjozondjupa	0	1403	1383	20
Zambezi	0	1382	1344	38
Total	234	35909	33788	2121

- Since March 2020, **35909** people have been placed into mandatory quarantine facilities around the country.
- A total of **2121** people are currently in quarantine, with **234** new admissions.

PUBLIC HEALTH ACTION(S)

- Mechanisms are underway on how to roll out the vaccine nationwide once it is made available.
- The government and developmental partners continue to prioritise the continuation of essential health services.


CHALLENGES

- Non-adherence to COVID-19 prevention measures by the general public.



RECOMMENDATIONS

- Continue to give awareness on the importance of adhering to COVID -19 prevention measures; with the involvement of the Security Cluster.

APPROVED


 INCIDENT MANAGER
 26 FEBRUARY 2021


 SECRETARIAT

For enquiries, please contact
Namibia Public Health Emergency Operations Centre;
 PHEOC@mhss.gov.na
 0800 100 100
 0851 100 100