




## NAMIBIA COVID-19 SITUATION REPORT NO. 334

|                        |                     |                                 |               |
|------------------------|---------------------|---------------------------------|---------------|
| <b>Outbreak Name</b>   | COVID-19 outbreak   | <b>Country affected</b>         | Namibia       |
| <b>Date &amp; Time</b> | 15.02.2021<br>17h00 | <b>Investigation start Date</b> | 13 March 2020 |
| <b>Prepared by</b>     | Surveillance Team   |                                 |               |



- A total of **36366** cases have been recorded to-date, representing **1%** of the population.
- More male cases **18422 (51%)** were recorded compared to female cases **17944 (49%)**.
- Of the total confirmed cases, **1686 (5%)** Health Workers (HWs) have tested positive for COVID-19 to-date.
  - 1297 (77%) State; 381 (23%) Private, 4 (0.2%) Non-Governmental Organizations.
  - 1648 (98%) recoveries and 6 (0.4%) deaths.

- The recovery rate now stands at **94%**.
- All fourteen (14) regions have reported confirmed cases; Khomas and Erongo regions reported the highest with **14828 (41%)** and **7217 (20%)** respectively.
- Of the total fatalities, **313 (80%)** are COVID-19 deaths while **79 (20%)** are COVID-19 related deaths.

**Table 1: Distribution of confirmed COVID-19 cases by region, 15 February 2021**

| Region       | Total No. of cases | Active cases | Recoveries   | Cumulative Deaths | Cumulative deaths with co-morbidities | Non-COVID deaths | Health Workers |
|--------------|--------------------|--------------|--------------|-------------------|---------------------------------------|------------------|----------------|
| Erongo       | 7217               | 185          | 6941         | 87                | 83                                    | 4                | 186            |
| Hardap       | 1492               | 62           | 1416         | 14                | 13                                    | 0                | 35             |
| //Kharas     | 2323               | 48           | 2250         | 24                | 20                                    | 0                | 104            |
| Kavango East | 1064               | 199          | 852          | 13                | 9                                     | 0                | 86             |
| Kavango West | 136                | 87           | 47           | 2                 | 2                                     | 0                | 1              |
| Khomas       | 14828              | 96           | 14579        | 154               | 144                                   | 0                | 742            |
| Kunene       | 890                | 34           | 849          | 7                 | 7                                     | 0                | 46             |
| Ohangwena    | 671                | 23           | 634          | 12                | 9                                     | 2                | 41             |
| Omaheke      | 728                | 29           | 690          | 9                 | 6                                     | 0                | 35             |
| Omusati      | 707                | 93           | 610          | 4                 | 2                                     | 0                | 30             |
| Oshana       | 2410               | 102          | 2284         | 24                | 19                                    | 0                | 171            |
| Oshikoto     | 1631               | 418          | 1206         | 6                 | 6                                     | 1                | 94             |
| Otjozondjupa | 1774               | 60           | 1685         | 29                | 22                                    | 0                | 84             |
| Zambezi      | 495                | 168          | 320          | 7                 | 5                                     | 0                | 31             |
| <b>Total</b> | <b>36366</b>       | <b>1604</b>  | <b>34363</b> | <b>392</b>        | <b>347</b>                            | <b>7</b>         | <b>1686</b>    |

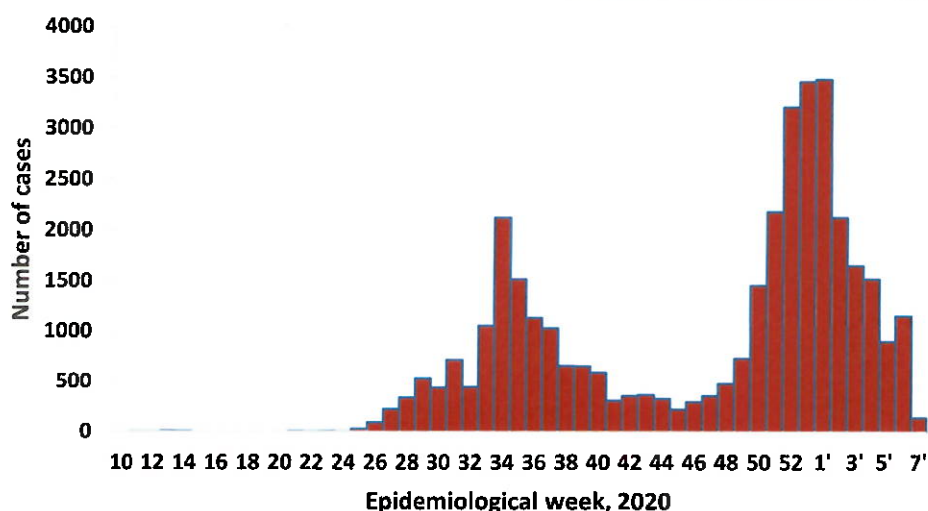


## EPIDEMIOLOGICAL SITUATION IN NAMIBIA

**Table 2: Number of people in mandatory quarantine facilities  
15 February 2021**

| Region       | Newly quarantined 24 Hrs. | Cumulative number | Number discharged | Number in quarantine now |
|--------------|---------------------------|-------------------|-------------------|--------------------------|
| Erongo       | 0                         | 5158              | 4933              | 225                      |
| Hardap       | 3                         | 1351              | 1340              | 11                       |
| Kavango      | 0                         | 1082              | 1078              | 4                        |
| Khomas       | 0                         | 3167              | 3162              | 5                        |
| //Kharas     | 0                         | 4760              | 4637              | 123                      |
| Kunene       | 10                        | 2777              | 2741              | 36                       |
| Ohangwena    | 0                         | 631               | 628               | 3                        |
| Omaheke      | 0                         | 3447              | 3337              | 110                      |
| Omusati      | 0                         | 543               | 541               | 2                        |
| Oshana       | 2                         | 399               | 395               | 4                        |
| Oshikoto     | 606                       | 7722              | 6381              | 1341                     |
| Otjozondjupa | 0                         | 1334              | 1334              | 0                        |
| Zambezi      | 0                         | 1337              | 1332              | 5                        |
| <b>Total</b> | <b>621</b>                | <b>33708</b>      | <b>31839</b>      | <b>1869</b>              |

- Since March 2020, **33708** people have been placed into mandatory quarantine facilities around the country.
- A total of **1869** people are currently in quarantine, with **621** new admissions.



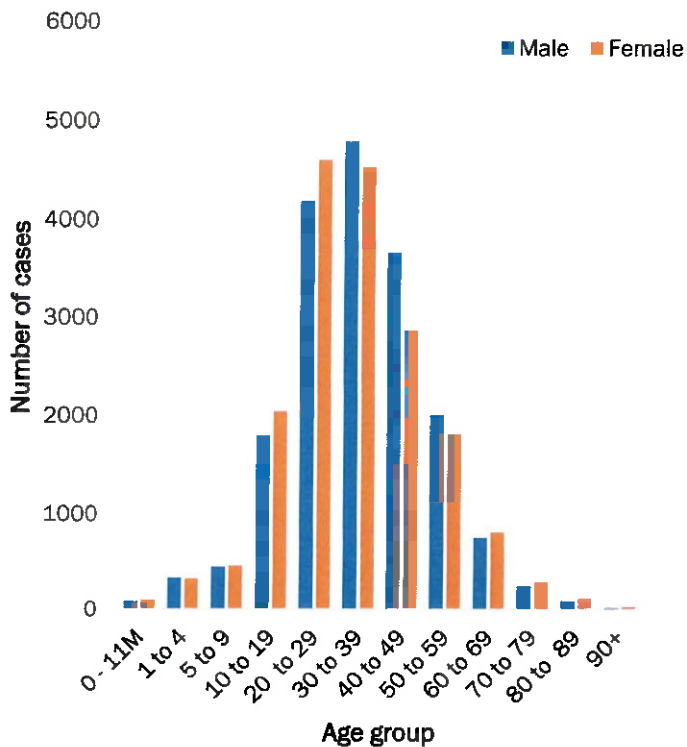
- A highest peak of **3485 (10%)** cases was recorded during week 54 (Figure 1).

**Figure 1: Epi-curve for confirmed COVID-19 cases  
As of 15 February 2021**

**Table 3: COVID-19 specimen recorded at the Laboratories  
As of 15 February 2021**

| VARIABLES                                       | TOTAL  |
|---|--------|
| Total samples received by the Laboratory        | 282488 |
| Total samples tested                            | 270934 |
| Total samples re-tested                         | 11437  |
| Total positive results                          | 36366  |
| Total negative results                          | 234515 |
| Total samples discarded                         | 117    |
| Invalid results                                 | 0      |
| Total pending results                           | 46     |
| Indeterminant/Inconclusive                      | 7      |
| Suspected cases in 24 hours (excludes re-tests) | 824    |

- To date, **282371** tests (including **11437** re-tests) have been conducted by NIP, Path-Care, NAMDEB, UNAM, Namib Poultry and Central Veterinary laboratories.
- Since the beginning of the outbreak, **66263** contacts of confirmed cases have been identified, **666** new contacts were identified within the last 24 hours from 13 regions.
- Cumulatively, **61442** contacts have completed their monitoring period, while a total of **8588 (24%)** contacts of confirmed cases have tested positive.
- Today, **2122 (47%)** out of **4516** active contacts monitored.



- Of the total confirmed cases, **24633 (68%)** are in the 20-49 years age-brackets which constitutes the majority of the recorded cases.
- A total of **4751 (13%)** of the confirmed cases are among the 5-19 years category.
- The under 5 years age group make **841 (2%)** of the total cases whereas, **2332 (6%)** are above 60 years of age.

**Figure 2: Age and Sex distribution of COVID-19 confirmed cases, as of 15 February 2021**

**PUBLIC HEALTH ACTION(S)**

- Mechanisms are underway on how to roll out the vaccine nationwide once it is made available.
- The government and developmental partners continue to prioritise the continuation of essential health services.

**CHALLENGES**

- Non-adherence to COVID-19 prevention measures by the general public.

**RECOMMENDATIONS**

- Continue to give awareness on the importance of adhering to COVID -19 prevention measures; with the involvement of the Security Cluster.

**APPROVED**

  
 \_\_\_\_\_  
**INCIDENT MANAGER**  
**15 FEBRUARY 2021**

  
 \_\_\_\_\_  
**SECRETARIAT**

For enquiries, please contact  
**Namibia Public Health Emergency Operations Centre:**

-  [PHEOC@mhss.gov.na](mailto:PHEOC@mhss.gov.na)
-  0800 100 100
-  0851 100 100