



## NAMIBIA COVID-19 SITUATION REPORT NO. 314

<b>Outbreak Name</b>	COVID-19 outbreak	<b>Country affected</b>	Namibia
<b>Date &amp; Time</b>	26.01.2021 17h00	<b>Investigation start Date</b>	13 March 2020
<b>Prepared by</b>	Surveillance Team		

### HIGHLIGHTS/SITUATION UPDATE (26/01/2021)

#### TOTAL

Tested 256971

Confirmed 33265

Active 1717

Recovered 31210

Death 332

#### TODAY

Tested 1895

Confirmed 308

Active 1717

Recovered 778

Death 4

- A total of **33265** cases have been recorded to-date, representing **1%** of the population.
- More male cases **16796 (50%)** were recorded compared to female cases **16469 (50%)**.
- Of the total confirmed cases, **1581 (5%)** Health Workers (HWs) have tested positive for COVID-19 to-date.
  - 1208 (76%) State; 369 (23%) Private, 4 (0.3%) Non-Governmental Organizations.
  - 1238 (78%) recoveries and 6 (0.4%) deaths.
- The recovery rate now stands at **94%**.
- All fourteen (14) regions have reported confirmed cases; Khomas and Erongo regions reported the highest with **14161 (43%)** and **6818 (20%)** respectively.
- Of the total fatalities, **273 (82%)** are COVID-19 deaths while **59 (18%)** are COVID-19 related deaths.

**Table 1: Distribution of confirmed COVID-19 cases by region, 26 January 2021**

Region	Total No. of cases	Active cases	Recoveries	Cumulative Deaths	Deaths in 24 hours	Cumulative deaths with co-morbidities	Non-COVID deaths	Health Workers
Erongo	6818	317	6421	76	1	73	4	177
Hardap	1352	28	1316	8	0	6	0	34
//Kharas	2205	50	2136	19	1	16	0	97
Kavango East	740	201	530	9	0	6	0	71
Kavango West	29	9	19	1	0	1	0	1
Khomas	14161	101	13919	141	1	132	0	714
Kunene	840	65	770	5	0	5	0	44
Ohangwena	571	70	496	4	0	1	1	34
Omaheke	599	69	522	8	0	5	0	31
Omusati	543	61	478	4	0	2	0	26
Oshana	2198	161	2014	23	0	18	0	164
Oshikoto	1238	407	829	1	0	1	1	82
Otjozondjupa	1584	118	1440	26	1	19	0	78
Zambezi	387	60	320	7	0	5	0	28
<b>Total</b>	<b>33265</b>	<b>1717</b>	<b>31210</b>	<b>332</b>	<b>4</b>	<b>290</b>	<b>6</b>	<b>1581</b>

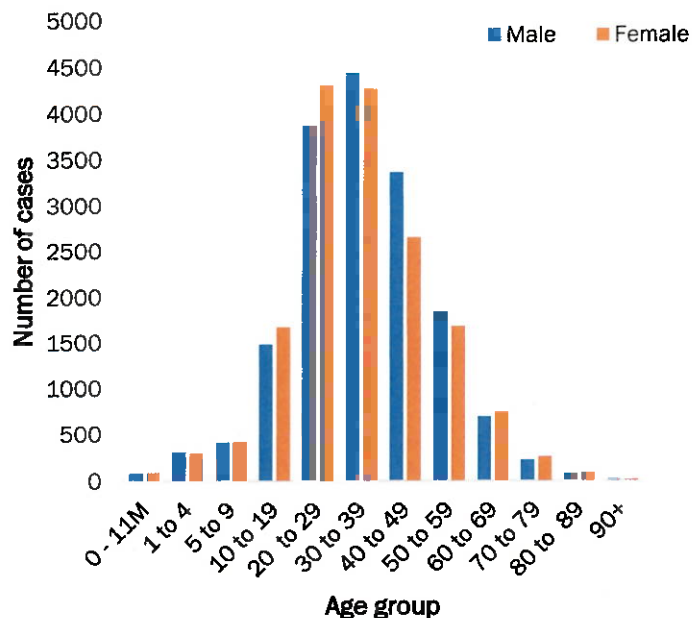
## EPIDEMIOLOGICAL SITUATION IN NAMIBIA

**Table 2: COVID-19 specimen recorded at the Laboratories  
As of 26 January 2021**

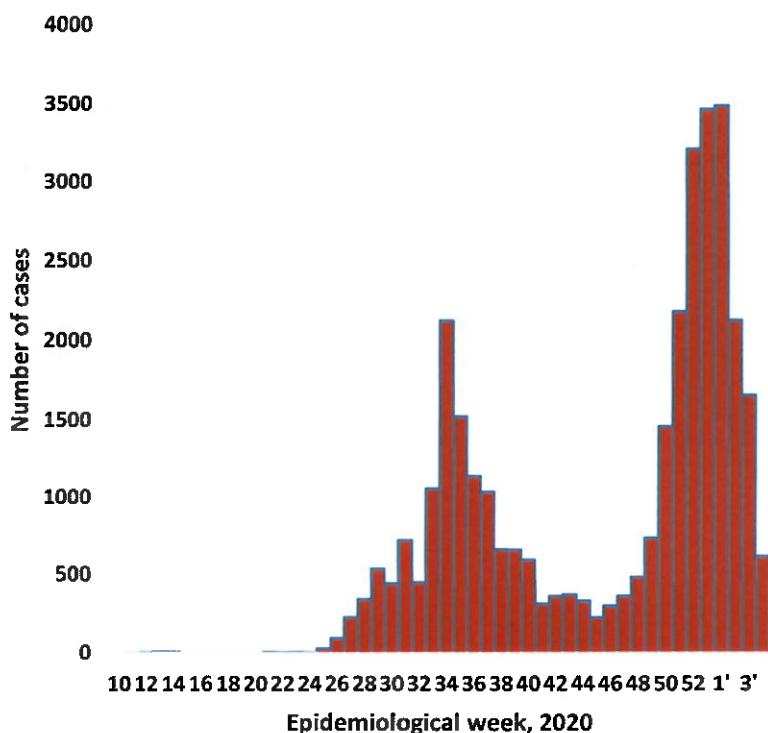
VARIABLES	TOTAL
<b>Total samples received by the Laboratory</b>	257089
<b>Total samples tested</b>	245789
<b>Total samples re-tested</b>	11182
<b>Total positive results</b>	33265
<b>Total negative results</b>	212460
<b>Total samples discarded</b>	117
<b>Invalid results</b>	1
<b>Total pending results</b>	0
<b>Indeterminant/Inconclusive</b>	64
<b>Suspected cases in 24 hours (excludes re-tests)</b>	1845

- To date, **256971** tests (including **11182** re-tests) have been conducted by NIP, Path-Care, NAMDEB, UNAM, Namib Poultry and Central Veterinary laboratories.
- Since the beginning of the outbreak, **60175** contacts of confirmed cases have been identified, **383** new contacts were identified within the last 24 hours from 13 regions.
- Cumulatively, **54472** contacts have completed their monitoring period, while a total of **7525 (23%)** contacts of confirmed cases have tested positive.
- Today, **4427 (69%)** out of **5604** active contacts monitored.

- Of the total confirmed cases, **22884 (69%)** are in the 20-49 years age-brackets which constitutes the majority of the recorded cases.
- A total of **3970 (12%)** of the confirmed cases are among the 5-19 years category.
- The under 5 years age group make **774 (2%)** of the total cases whereas, **2120 (6%)** are above 60 years of age.



**Figure 1: Age and Sex distribution of COVID-19 confirmed cases, as of 26 January 2021**



**Figure 2: Epi-curve for confirmed COVID-19 cases, As of 26 January 2021**

- A highest peak of **3485 (10%)** cases was recorded during week 54 (Figure 2).

The National Call Center continues operations for 24 hours daily.

Today (26/01/2021), **656** calls were answered including **70** alerts.

**Table 3: Number of people in mandatory quarantine facilities, 26 January 2021**

Region	Newly quarantined 24 Hrs.	Cumulative number	Number discharged	Number in quarantine now
Erongo	12	4826	4814	12
Hardap	12	1277	1252	25
Kavango	0	1024	997	27
Khomas	0	3145	3134	11
//Kharas	34	4760	4560	200
Kunene	13	2654	2408	246
Ohangwena	0	609	605	4
Omaheke	33	2992	2740	252
Omusati	2	536	529	7
Oshana	0	393	393	0
Oshikoto	46	5929	5469	460
Otjozondjupa	0	1130	1117	13
Zambezi	0	1311	1297	14
<b>Total</b>	<b>152</b>	<b>30586</b>	<b>29315</b>	<b>1271</b>

➤ Since March 2020, **30586** people have been placed into mandatory quarantine facilities around the country.

➤ A total of **1271** people are currently in quarantine, with **152** new admissions.

**PUBLIC HEALTH ACTION(S)**

- Public awareness on COVID-19 prevention measures is ongoing.
- The government and developmental partners continue to prioritise continuation of essential health services.

**CHALLENGES**

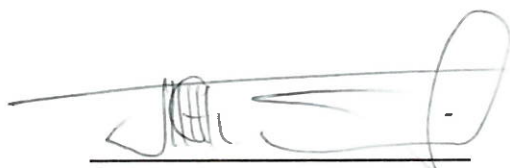
- Lack of isolation units and facilities in the regions.
- Non-adherence to COVID-19 prevention measures by the general public.

**RECOMMENDATIONS**

- Establish fully equipped isolation units and facilities throughout the country.
- Continue to give awareness on the importance of adhering to COVID -19 prevention measures; with the involvement of the Security Cluster.

APPROVED

  
 \_\_\_\_\_  
**INCIDENT MANAGER**  
 26 JANUARY 2021

  
 \_\_\_\_\_  
**SECRETARIAT**

For enquiries, please contact  
 Namibia Public Health Emergency Operations Centre;

 [PHEOC@mhss.gov.na](mailto:PHEOC@mhss.gov.na)

 0800 100 100

 0851 100 100