



## NAMIBIA COVID-19 SITUATION REPORT NO. 313

<b>Outbreak Name</b>	COVID-19 outbreak	<b>Country affected</b>	Namibia
<b>Date &amp; Time</b>	25.01.2021 17h00	<b>Investigation start Date</b>	13 March 2020
<b>Prepared by</b>	Surveillance Team		

### HIGHLIGHTS/SITUATION UPDATE (25/01/2021)

TOTAL	TODAY
Tested 255076	Tested 1809
Confirmed 32957	Confirmed 307
Active 2191	Active 2191
Recovered 30432	Recovered 162
Death 328	Death 9

- A total of **32957** cases have been recorded to-date, representing **1%** of the population.
- More male cases **16600 (50%)** were recorded compared to female cases **16357 (50%)**.
- Of the total confirmed cases, **1565 (5%)** Health Workers (HWs) have tested positive for COVID-19 to-date.
  - 1195 (76%) State; 366 (23%) Private, 4 (0.3%) Non-Governmental Organizations.
  - 1238 (79%) recoveries and 6 (0.4%) deaths.
- The recovery rate now stands at **92%**.
- All fourteen (14) regions have reported confirmed cases; Khomas and Erongo regions reported the highest with **14090 (43%)** and **6781 (21%)** respectively.
- Of the total fatalities, **269 (82%)** are COVID-19 deaths while **59 (18%)** are COVID-19 related deaths.

**Table 1: Distribution of confirmed COVID-19 cases by region, 25 January 2021**

Region	Total No. of cases	Active cases	Recoveries	Cumulative Deaths	Deaths in 24 hours	Cumulative deaths with co-morbidities	Non-COVID deaths	Health Workers
Erongo	6781	495	6207	75	1	72	4	176
Hardap	1349	25	1316	8	0	6	0	34
//Kharas	2187	154	2015	18	1	15	0	96
Kavango East	627	122	496	9	0	6	0	69
Kavango West	27	17	9	1	0	1	0	1
Khomas	14090	74	13876	140	4	131	0	711
Kunene	839	72	762	5	0	5	0	44
Ohangwena	571	70	496	4	0	1	1	34
Omaheke	584	54	522	8	0	5	0	29
Omusati	543	125	414	4	0	2	0	26
Oshana	2189	310	1856	23	1	18	0	164
Oshikoto	1233	402	829	1	0	1	1	82
Otjozondjupa	1556	143	1388	25	1	18	0	72
Zambezi	381	128	246	7	1	5	0	27
<b>Total</b>	<b>32957</b>	<b>2191</b>	<b>30432</b>	<b>328</b>	<b>9</b>	<b>286</b>	<b>6</b>	<b>1565</b>

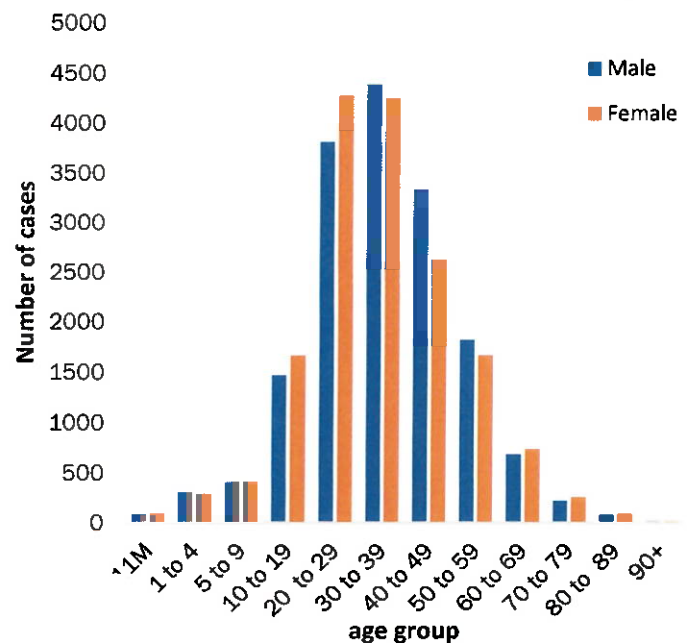
## EPIDEMIOLOGICAL SITUATION IN NAMIBIA

**Table 2: COVID-19 specimen recorded at the Laboratories  
As of 25 January 2021**

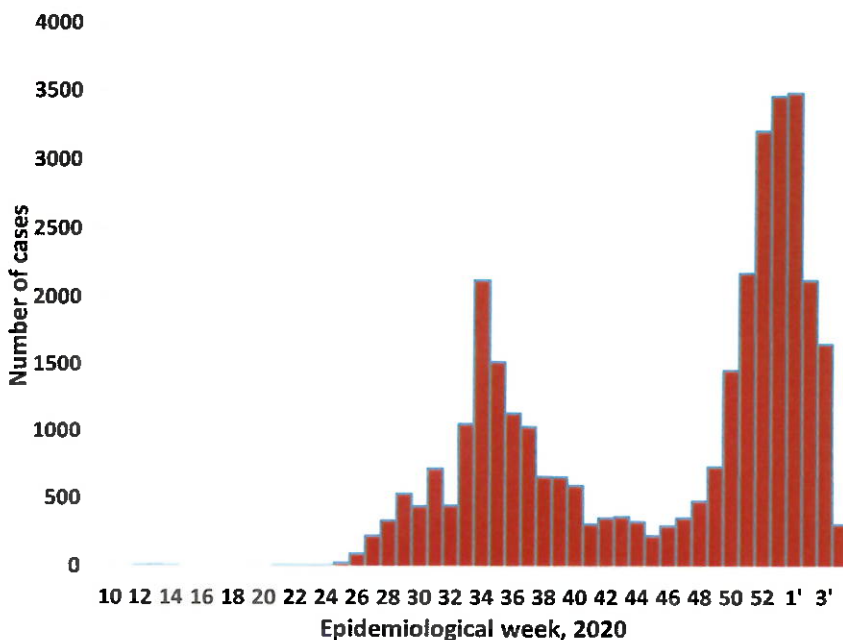
VARIABLES	TOTAL
Total samples received by the Laboratory	255194
Total samples tested	243944
Total samples re-tested	11132
Total positive results	32957
Total negative results	210923
Total samples discarded	117
Invalid results	1
Total pending results	0
Indeterminant/Inconclusive	64
Suspected cases in 24 hours (excludes re-tests)	1796

- To date, **255076** tests (including **11132** re-tests) have been conducted by NIP, Path-Care, NAMDEB, UNAM, Namib Poultry and Central Veterinary laboratories.
- Since the beginning of the outbreak, **59792** contacts of confirmed cases have been identified, **1147** new contacts were identified within the last 24 hours from 10 regions.
- Cumulatively, **53970** contacts have completed their monitoring period, while a total of **7456 (23%)** contacts of confirmed cases have tested positive.
- Today, **3929 (69%)** out of **5705** active contacts monitored.

- Of the total confirmed cases, **22657 (69%)** are in the 20-49 years age-brackets which constitutes the majority of the recorded cases.
- A total of **3946 (12%)** of the confirmed cases are among the 5-19 years category.
- The under 5 years age group make **770 (2%)** of the total cases whereas, **2104 (6%)** are above 60 years of age.



**Figure 1: Age and Sex distribution of COVID-19 confirmed cases, as of 25 January 2021**



**Figure 2: Epi-curve for confirmed COVID-19 cases, As of 25 January 2021**

- A highest peak of **3485 (11%)** cases was recorded during week 54 (Figure 2).

The National Call Center continues operations for 24 hours daily.

Today (25/01/2021), **877** calls were answered including **107** alerts.

**Table 3: Number of people in mandatory quarantine facilities, 25 January 2021**

Region	Newly quarantined 24 Hrs.	Cumulative number	Number discharged	Number in quarantine now
Erongo	0	4814	4772	42
Hardap	6	1265	1228	37
Kavango	0	1024	973	51
Khomas	0	3145	3131	14
//Kharas	0	4726	4526	200
Kunene	38	2641	2299	342
Ohangwena	1	609	605	4
Omaheke	32	2959	2695	264
Omusati	0	534	529	5
Oshana	0	393	392	1
Oshikoto	71	5883	5466	417
Otjozondjupa	0	1130	1095	35
Zambezi	0	1311	1289	22
<b>Total</b>	<b>148</b>	<b>30434</b>	<b>29000</b>	<b>1434</b>

➤ Since March 2020, **30434** people have been placed into mandatory quarantine facilities around the country.

➤ A total of **1434** people are currently in quarantine, with **148** new admissions.

**PUBLIC HEALTH ACTION(S)**

- Public awareness on COVID-19 prevention measures is ongoing.
- The government and developmental partners continue to prioritise continuation of essential health services.

**CHALLENGES**

- Lack of isolation units and facilities in the regions.
- Non-adherence to COVID-19 prevention measures by the general public.

**RECOMMENDATIONS**

- Establish fully equipped isolation units and facilities throughout the country.
- Continue to give awareness on the importance of adhering to COVID -19 prevention measures; with the involvement of the Security Cluster.

**APPROVED**



**INCIDENT MANAGER**  
**25 JANUARY 2021**




**SECRETARIAT**

For enquiries, please contact  
Namibia Public Health Emergency Operations Centre;

 [PHEOC@mhss.gov.na](mailto:PHEOC@mhss.gov.na)

 0800 100 100

 0851 100 100