



NAMIBIA COVID-19 SITUATION REPORT NO. 280

Outbreak Name	COVID-19 outbreak	Country affected	Namibia
Date & Time	23.12.2020 17h00	Investigation start Date	13 March 2020
Prepared by	Surveillance Team		

HIGHLIGHTS/SITUATION UPDATE (23 /12/2020)

TOTAL

Tested 193476

Confirmed 20579

Active 3191

Recovered 17198

Death 187

TODAY

Tested 2114

Confirmed 595

Active 3191

Recovered 306

Death 4

- A total of **20579** cases have been recorded to-date, representing **0.8%** of the population.
- More male cases **10796 (52.4%)** were recorded compared to female cases **9783 (47.5%)**.
- Of the total confirmed cases, **896 (4.4%)** Health Workers (HWs) have tested positive for COVID-19 to-date.
 - 623 (69.5%) State; 269 (30.0%) Private, 4 (0.5%) Non-Governmental Organizations.
 - 574 (64.1%) recoveries and 3 (0.3%) deaths.
- The recovery rate now stands at **83.6%**.
- All fourteen (14) regions have reported confirmed cases; Khomas and Erongo regions reported the highest with **9959 (48.4%)** and **4795 (23.3%)** respectively.
- Of the total fatalities, **144 (77%)** are COVID-19 deaths while **43 (23%)** are COVID-19 related deaths.

Table 1: Distribution of confirmed COVID-19 cases by region, 23 December 2020

Region	Total No. of cases	Active cases	Recoveries	Cumulative Deaths	Deaths in 24 hours	Cumulative deaths with co-morbidities	Non-COVID deaths	Health Workers
Erongo	4795	429	4319	46	2	43	1	102
Hardap	915	115	793	7	0	5	0	27
//Kharas	1156	340	809	7	0	5	0	49
Kavango East	263	31	229	3	0	2	0	25
Kavango West	10	2	7	1	0	1	0	1
Khomas	9959	1514	8356	89	1	84	0	498
Kunene	308	191	114	3	0	3	0	21
Ohangwena	256	12	241	2	0	0	1	7
Omaheke	198	21	172	5	0	4	0	8
Omusati	136	31	102	3	1	2	0	9
Oshana	1111	203	897	11	0	9	0	84
Oshikoto	566	65	499	1	0	1	1	19
Otjozondjupa	811	227	576	8	0	5	0	31
Zambezi	95	10	84	1	0	1	0	15
Total	20579	3191	17198	187	4	165	3	896

EPIDEMIOLOGICAL SITUATION IN NAMIBIA

**Table 2: COVID-19 specimen recorded at the Laboratories
As of 23 December 2020**

VARIABLES	TOTAL
Total samples received by the Laboratory	193394
Total samples tested	185724
Total samples re-tested	7752
Total positive results	20579
Total negative results	165089
Total samples discarded	117
Invalid results	1
Total pending results	0
Indeterminant/Inconclusive	56
Suspected cases in 24 hours (excludes re-tests)	2061

- To date, **193476** tests (including **7752** re-tests) have been conducted by NIP, Path-Care, NAMDEB, UNAM, Namib Poultry and Central Veterinary laboratories.
- Since the beginning of the outbreak, **44641** contacts of confirmed cases have been identified, **401** new contacts were identified within the last 24 hours from 12 regions.
- Cumulatively, **38773** contacts have completed their monitoring period, while a total of **5130 (24.9%)** contacts of confirmed cases have tested positive.
- Today, **5474 (97.0%)** out of **5641** active contacts monitored.

➤ A highest peak of **2178 (10.6%)** cases was recorded during week 51 (Figure 1).

➤ The National Call center continues operation for 24 hours daily.

Today (23/12/2020) **831** calls were answered including **76** alerts.

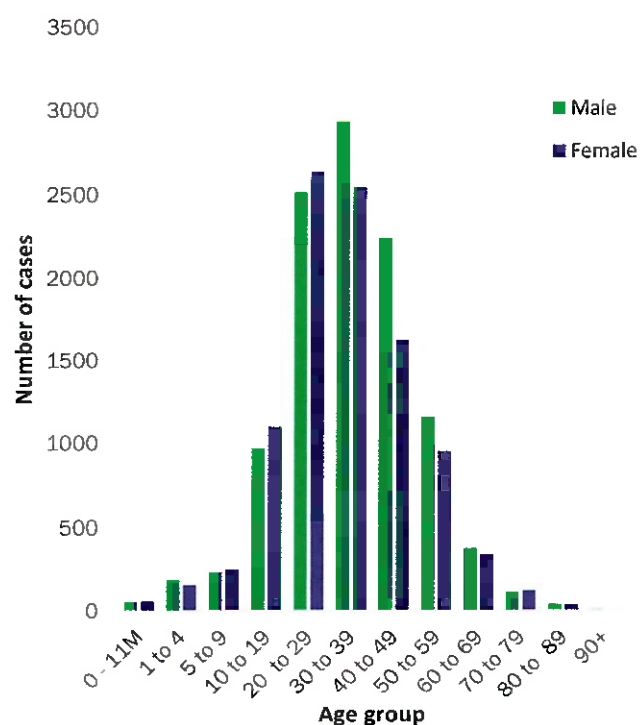
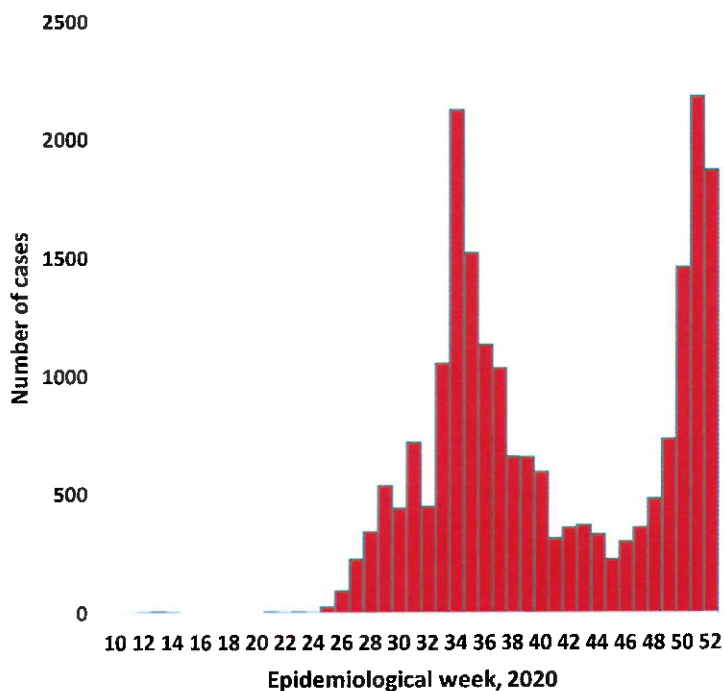


Figure 2: Age and Sex distribution of COVID-19 confirmed cases, as of 23 December 2020



**Figure 1: Epi-curve for confirmed COVID-19 cases
As of 23 December 2020**

- Of the total confirmed cases, **14463 (70.3%)** are in the 20-49 years age-brackets which constitutes the majority of the recorded cases.
- A total of **2542 (12.4%)** of the confirmed cases are among the 5-19 years category.
- The under 5 years age group make **445 (2.2%)** of the total cases whereas, **1027 (5.0%)** are above 60 years of age.

Table 3: Number of people in mandatory quarantine facilities, 23 December 2020

Region	Newly quarantined d 24 Hrs.	Cumulative number	Number discharged	Number in quarantine now	Truck Drivers quarantined in 24 hrs.
Erongo	7	4477	4418	59	9
Hardap	30	1041	991	50	0
Kavango	0	905	872	33	0
Khomas	0	3057	3002	55	0
//Kharas	0	3897	3640	257	0
Kunene	0	1350	1075	275	0
Ohangwena	0	575	570	5	0
Omaheke	82	1957	1839	118	0
Omusati	0	473	448	25	0
Oshana	0	372	366	6	0
Oshikoto	93	3698	3206	492	0
Otjozondjupa	0	1032	981	51	0
Zambezi	9	1183	1144	39	0
Total	221	24017	22552	1465	9

➤ Since March 2020, **24017** people have been placed into mandatory quarantine facilities around the country.

➤ A total of **1465** people are currently in quarantine, with **221** new admissions.

PUBLIC HEALTH ACTION(S)


- Public awareness on COVID-19 prevention measures is ongoing.
- The government and developmental partners continue to prioritise continuation of essential health services.


CHALLENGES

- Lack of isolation units and facilities in the regions.
- Non-adherence to COVID-19 prevention measures by the general public.

RECOMMENDATIONS

- Establish fully equipped isolation units and facilities throughout the country.
- Continue to give awareness on the importance of adhering to COVID -19 prevention measures.

Approved

 Incident Manager
 23 December 2020


 Secretariat

For enquiries, please contact
Namibia Public Health Emergency Operations Centre:

 PHEOC@mhss.gov.na
 0800 100 100
 0851 100 100