



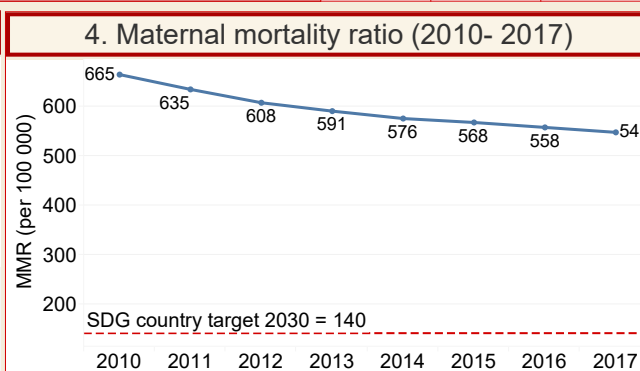
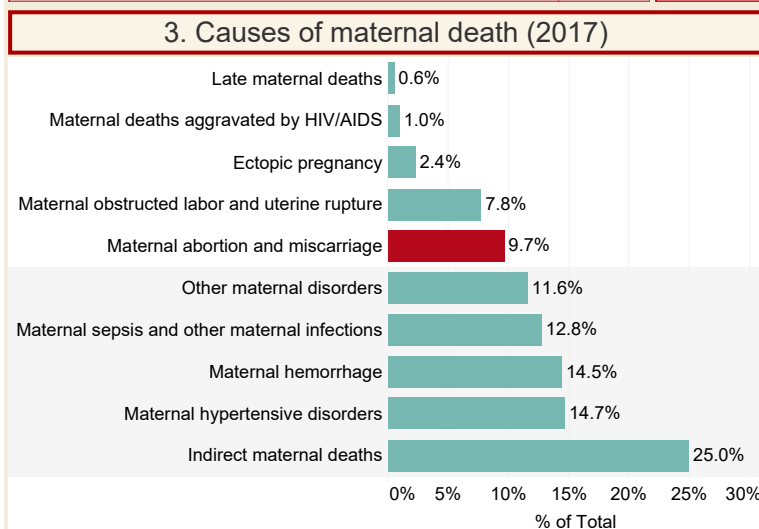
ABORTION HEALTH PROFILE

BURUNDI 2019



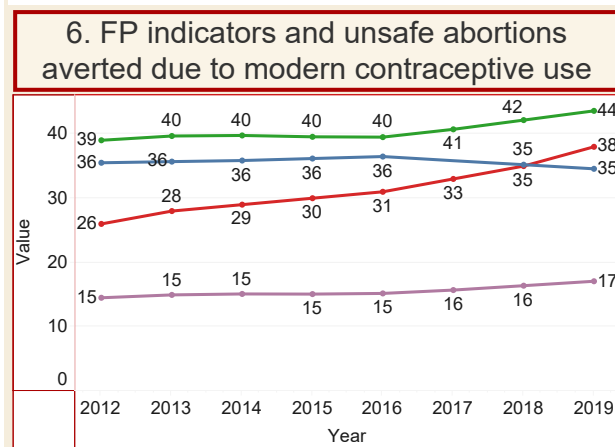
1. General Statistics	
Total population (000's), 2019	11,531
Total female population (15 - 49 years) (000's), 2019	2,701
Unintended pregnancies (000's), 2019	174
Adolescent birth rate (per 1000 women aged 15-19 years), 2015	58
Proportion of women who make their own informed decisions regarding sexual relations (% of women aged 15-49 years), 2017	63
Total fertility rate 15-49 (births per woman), 2016	6

2. Legal status of abortion			
	Not specified	No	Yes
On request		✗	
For economic or social reasons		✗	
In cases of foetal impairment		✗	
In cases of incest		✗	
In cases of intellectual/cognitive disability of woman		✗	
In cases of rape		✗	
To preserve a woman's health			✓
To preserve a woman's mental health		✗	
To preserve a woman's physical health		✗	
To save a woman's life			✓
Other	○		



5. Annual average rate of reduction: 2010-2017 vs 2010-2030

Current AARR in MMR	2.8%
Expected AARR to reach MMR target 2030	7.8%



7. Available in National Essential Medicines List - (2012)

Misoprostol	✓
Mifepristone	✗
Misoprostol + Mifepristone combination	✗

8. Post-abortion contraceptive acceptance

No data

Legend

- Contraceptive prevalence - modern methods (%)
- Demand satisfied for modern contraception (%)
- Unmet need for family planning (%)
- Unsafe abortions averted (000's)

References

- United Nations, Department of Economic and Social Affairs, Population Division (2019). World Population Prospects 2019, custom data acquired via website in July 2020; DHS and national surveys compiled in WHO Global Observatory and UNFPA global databases accessed in July 2020; ICF, 2015. The DHS Program STATcompiler. Funded by USAID. Available from: <http://www.statcompiler.com>. Accessed July 2020
- Global Abortion Policy Database (<https://abortion-policies.srhr.org/>) accessed in July 2020
- Global Burden of Disease Study 2017 (GBD 2017) Results. Seattle, United States: Institute for Health Metrics and Evaluation (IHME), 2018. Available from <http://ghdx.healthdata.org/gbd-results-tool>
- Trends in maternal mortality 2000 to 2017: estimates by WHO, UNICEF, UNFPA, World Bank Group and the United Nations Population Division
- From FP2020 2019 Progress Report, most recent national surveys (DHS,PMA2020, MICS,RHS and other national surveys). At: <http://progress.familyplanning2020.org/resources>
- Global Abortion Policy Database (<https://abortion-policies.srhr.org/>) accessed in July 2020..

Definitions and abbreviations

Unsafe abortions averted due to modern contraceptive use: Number of unsafe abortions that did not occur during a specified reference period as a result of the protection provided by modern contraceptive use during the reference period.

Contraceptive prevalence - Modern Methods: Percentage of women of reproductive age who are using (or whose partner is using) a modern contraceptive method at a particular point in time

Unmet need: percentage of fecund women of reproductive age who want no more children or to postpone having the next child, but are not using a contraceptive method, plus women who are currently using a traditional method of family planning

FP - Family planning, **MMR** - Maternal Mortality Ratio