



NAMIBIA COVID-19 SITUATION REPORT NO. 231

Outbreak Name	COVID-19 outbreak	Country affected	Namibia
Date & Time	04.11.2020 17h00	Investigation start Date	13 March 2020
Prepared by	Surveillance Team		

HIGHLIGHTS/SITUATION UPDATE (04/11/2020)

TOTAL
Tested 129879
Confirmed 13090
Active 1519
Recovered 11438
Death 133
TODAY
Tested 729
Confirmed 44
Active 1519
Recovered 94
Death 0

- A total of **13090** cases have been recorded to-date, representing **0.5%** of the population of approximately 2.5 Million people.
- More male cases **7216 (55.1%)** were recorded compared to female cases **5874 (44.9%)**.
- Of the total confirmed cases, **522 (4.0%)** Health Workers (HWs) have tested positive for COVID-19 to-date.
-340 (65.1%) State; 179 (34.3%) Private, 3 (0.6%) NGO.
-280 (54.4%) recoveries including 3 (0.6%) deaths.
- Today, **94** recoveries have been recorded from 4 regions; the recovery rate now stands at **87.4%**.
- All fourteen (14) regions have reported confirmed cases; Khomas and Erongo regions reported the highest with **5891 (45.0%)** and **3955 (30.2%)** respectively.
- Of the total fatalities, **104 (78.2%)** are COVID-19 deaths while **29 (21.8%)** are COVID-19 related deaths.
- The cases continue to flare up among closed settings such as school premises and hostels, police holding cells, and prisons.

Table 1: Distribution of confirmed COVID-19 cases by region, 04 November 2020

Region	Total No. of cases	Active cases	Recoveries	Deaths	Deaths in 24 hours	Cumulative deaths with co-morbidities	Health Workers
Erongo	3955	66	3850	39	0	36	70
Hardap	600	44	552	4	0	1	20
//Kharas	395	17	374	4	0	3	10
Kavango East	190	3	184	3	0	2	21
Kavango West	8	0	7	1	0	1	1
Khomas	5891	1222	4602	67	0	64	338
Kunene	35	1	34	0	0	0	0
Ohangwena	211	3	206	2	0	0	6
Omaheke	114	17	94	3	0	2	3
Omusati	67	6	60	1	0	0	6
Oshana	720	113	603	4	0	3	14
Oshikoto	436	15	421	0	0	0	7
Otjozondjupa	387	12	370	5	0	4	14
Zambezi	81	0	81	0	0	0	12
Total	13090	1519	11438	133	0	116	522

EPIDEMIOLOGICAL SITUATION IN NAMIBIA

- A highest peak of **2123 (16.2%)** cases was recorded during week 34 (Figure 1).
 - After a peak in epi-week 34, the country has seen a gradual reduction in the average number of confirmed cases to 47 in epi-week 44.
 - The number of cases have plateaued in the last four weeks as seen in the graph.
 - The National Call center continues operation for 24 hours daily.
 - Today (04/11/2020), **817** calls were answered including **82** alerts.
- Today (04/11/2020), **817** calls were answered including **82** alerts.

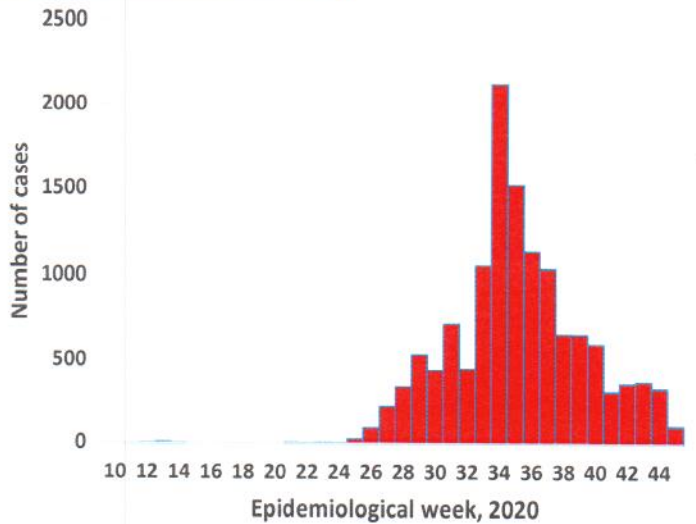


Figure 1: Epi-curve for confirmed COVID-19 cases, as of 04 November 2020

Table 2: COVID-19 specimen recorded at the Laboratories
As of 04 November 2020

VARIABLES	TOTAL
Total samples received by the Laboratory	129997
Total samples tested	123538
Total samples re-tested	6341
Total positive results	13090
Total negative results	110402
Total samples discarded	117
Invalid results	1
Total pending results	0
Indeterminant/Inconclusive	46
Suspected cases in 24 hours (excludes re-tests)	683

- To date, **129879** tests (including **6341** re-tests) have been conducted by NIP, Path-Care, NAMDEB, UNAM and Namib Poultry laboratories.
- Since the beginning of the outbreak, **31458** contacts of confirmed cases have been identified, **58** new contacts were identified within the last 24 hours from 11 regions.
- Cumulatively, **25725** contacts have completed their monitoring period, while a total of **3934 (30.1%)** contacts of confirmed cases have tested positive.
- Today, **5897 (99.6%)** out of **5921** active contacts were monitored.

- Of the total confirmed cases, **9250 (70.7%)** are in the 20-49 years age-brackets which constitutes the majority of the recorded cases.
- A total of **1618 (12.4%)** of the confirmed cases are among the 5-19 years category.
- The under 5 years age group make up **323 (2.5%)** of the total cases whereas, **588 (4.5%)** are above 60years of age.

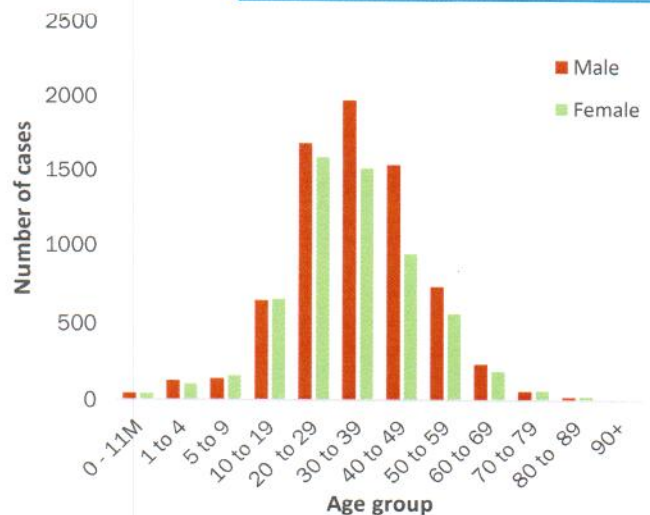


Figure 2: Age and Sex distribution of COVID-19 confirmed cases, as of 04 November 2020

Table 3: Number of people in mandatory quarantine facilities, 04 November 2020

Region	Newly quarantined 24 Hrs.	Cumulative number	Number discharged	Number in quarantine now	Truck Drivers quarantined in 24 hrs.
Erongo	0	3979	3884	95	0
Hardap	1	826	816	10	0
Kavango	0	723	711	12	0
Khomas	0	2853	2801	52	0
//Kharas	0	2919	2901	18	0
Kunene	0	792	783	9	0
Ohangwena	5	553	548	5	0
Omaheke	0	1401	1306	95	0
Omusati	0	384	372	12	0
Oshana	1	358	353	5	0
Oshikoto	0	2382	2236	146	0
Otjozondjupa	0	964	906	58	0
Zambezi	2	966	923	43	0
Total	9	19100	18540	560	0

- Since March 2020, **19100** people have been placed into mandatory quarantine facilities around the country.
- A total of **560** people are currently in quarantine, with **9** new admissions in the last 24 hours.

PUBLIC HEALTH ACTION(S)

- Completion of the Inter-Action Review for Khomas region.
- Piloting of the GO.DATA system in Zambezi region.
- Virtual training on Integrated Disease Surveillance Response (IDSR) is ongoing country-wide.
- Public awareness on COVID-19 prevention measures is ongoing.
- The government and developmental partners continue to prioritise continuation of essential health services.


CHALLENGES

- Lack of cooperation from some cases and contacts
- Lack of isolation units and facilities in the country for special cases in closed settings such as police holding cells and prisons.

RECOMMENDATIONS

- Strengthening of awareness measures on the importance of testing.
- Establish fully equipped isolation units and facilities for identified special cases throughout the country.

Approved




Incident Manager


03 November 2020




Secretariat

For enquiries, please contact
Namibia Public Health Emergency Operations Centre;

 PHEOC@mhss.gov.na

 0800 100 100

 0851 100 100