



NAMIBIA COVID-19 SITUATION REPORT NO. 227			
Outbreak Name	COVID-19 outbreak	Country affected	Namibia
Date & Time	31.10.2020 17h00	Investigation start Date	13 March 2020
Prepared by	Surveillance Team		

### HIGHLIGHTS/SITUATION UPDATE (31/10/2020)

- A total of **12988** cases have been recorded to-date, representing **0.5%** of the population of approximately 2.5 Million people.
- More male cases **7154 (55.1%)** were recorded compared to female cases **5834 (44.9%)**.
- Of the total confirmed cases, **518 (4.0%)** Health Care Workers (HCWs) have tested positive for COVID-19 to-date.  
-336 (64.9%) State; 179 (34.5%) Private, 3 (0.6%) NGO.  
-280 (54.4%) recoveries including 3 (0.6%) deaths.
- Today (31/10/2020), **2** recoveries have been recorded from //Kharas and Oshana region; the recovery rate now stands at **85.0%**.

TOTAL	TODAY
Tested 127223	Tested 931
Confirmed 12988	Confirmed 53
Active 1817	Active 1817
Recovered 11038	Recovered 2
Death 133	Death 0

- All fourteen (14) regions have reported confirmed cases; Khomas and Erongo regions reported the highest with **5854 (45.1%)** and **3952 (30.4%)** respectively.
- Of the total fatalities, **104 (78.2%)** are COVID-19 deaths while **29 (21.8%)** are COVID-19 related deaths.
- The cases continue to erupt among closed settings such as schools, police holding cells and prisons.

**Table 1: Distribution of confirmed COVID-19 cases by region, 31 October 2020**

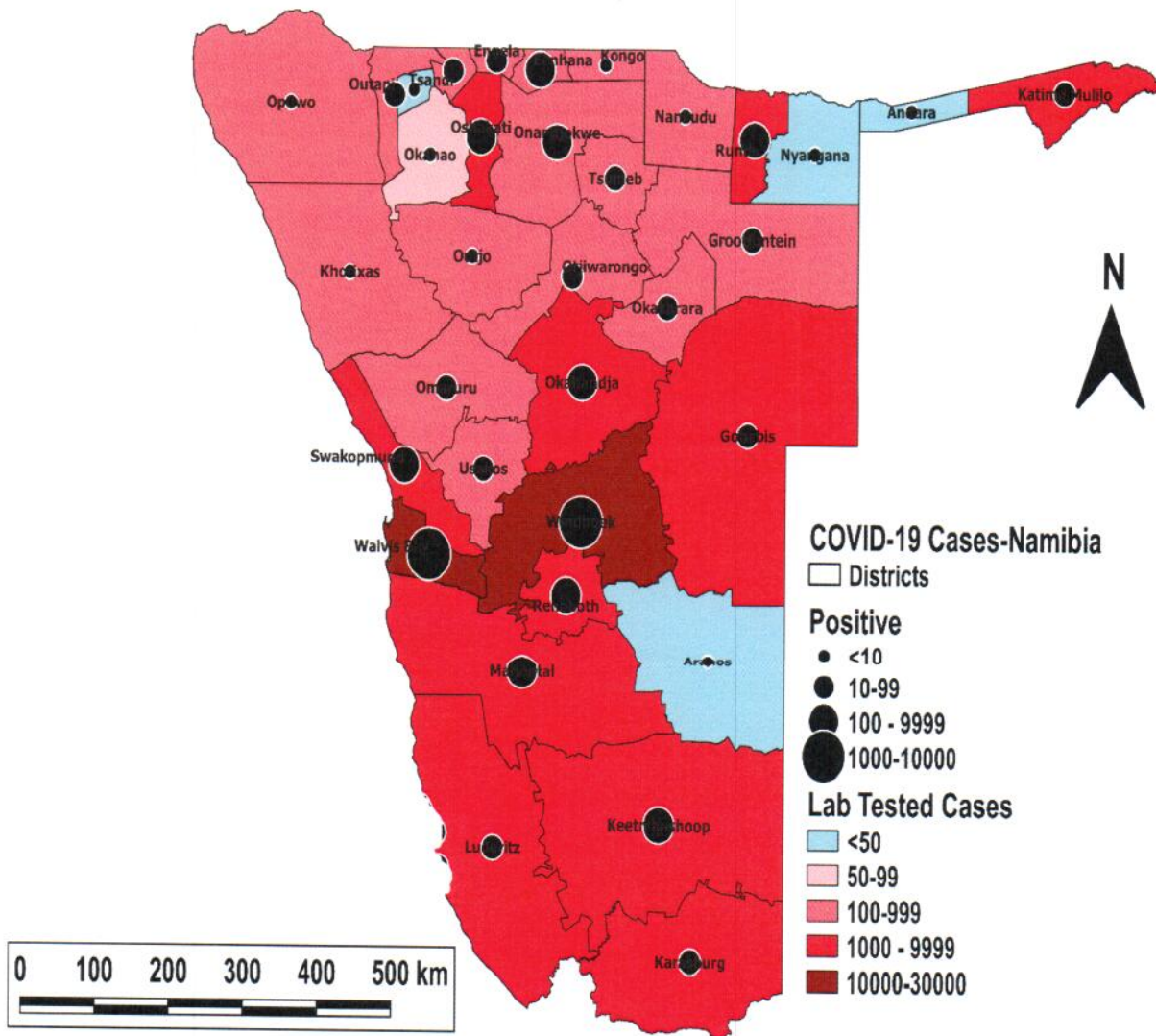
Region	Total No. of cases	Active cases	Recoveries	Deaths	Deaths in 24 hours	Cumulative deaths with co-morbidities	Health Care Workers
Erongo	3952	67	3846	39	0	36	70
Hardap	592	51	537	4	0	1	19
//Kharas	386	12	370	4	0	3	10
Kavango East	189	2	184	3	0	2	21
Kavango West	8	0	7	1	0	1	1
Khomas	5854	1235	4552	67	0	64	335
Kunene	34	1	33	0	0	0	0
Ohangwena	206	3	201	2	0	0	6
Omaheke	114	19	92	3	0	2	3
Omusati	65	9	55	1	0	0	6
Oshana	686	302	380	4	0	3	14
Oshikoto	434	90	344	0	0	0	7
Otjozondjupa	387	26	356	5	0	4	14
Zambezi	81	0	81	0	0	0	12
<b>Total</b>	<b>12988</b>	<b>1817</b>	<b>11038</b>	<b>133</b>	<b>0</b>	<b>116</b>	<b>518</b>

## EPIDEMIOLOGICAL SITUATION IN NAMIBIA

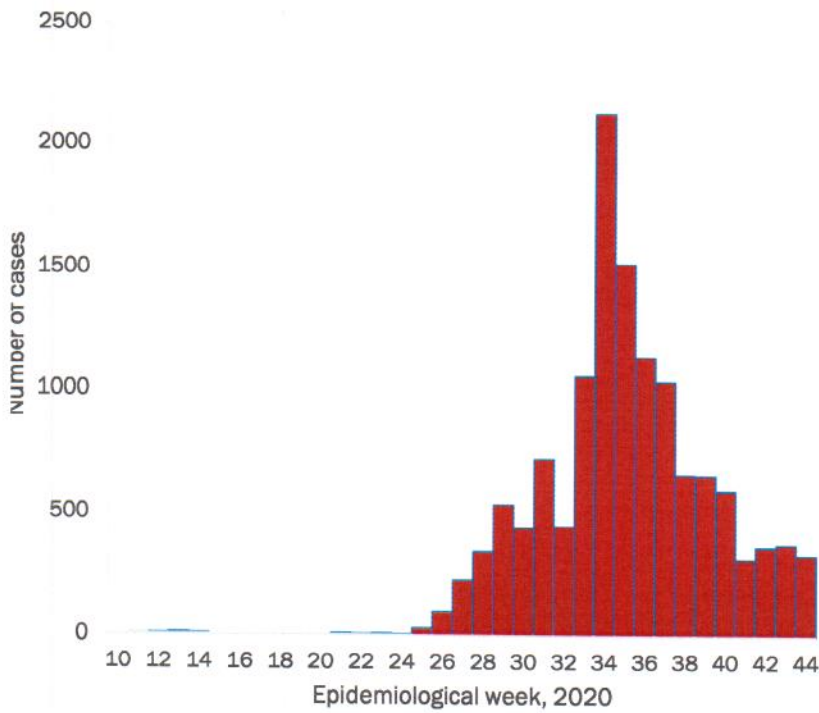
**Table 2: COVID-19 specimen recorded at the Laboratories, As of 31 October 2020**

VARIABLES	TOTAL
Total samples received by the Laboratory	127341
Total samples tested	120967
Total samples re-tested	6256
Total positive results	12988
Total negative results	107933
Total samples discarded	117
Invalid results	1
Total pending results	0
Indeterminant/Inconclusive	46
Suspected cases in 24 hours (excludes re-tests)	868

- To date, **127223** tests (including **6256** re-tests) have been conducted by NIP, Path-Care, NAMDEB, UNAM and Namib Poultry laboratories.
- Since the beginning of the outbreak, **30948** contacts of confirmed cases have been identified, **142** new contacts were identified within the last 24 hours from 10 regions.
- Cumulatively, **23834** contacts have completed their monitoring period, while a total of **3129 (24.1%)** contacts of confirmed cases have tested positive.
- Today, **5512 (78.1%)** out of **7058** active contacts were monitored.



**Figure 1: Distribution of suspected and confirmed COVID-19 cases by District, 31 October 2020**



- A highest peak of **2123 (16.3%)** cases was recorded during week 34 (Figure 2).
  - After a peak in epi-week 34, the country has seen a gradual reduction in the average number of confirmed cases to 52 in epi-week 43.
  - The National Call center continues operation for 24 hours daily.
- Today (31/10/2020), **836** calls were answered including **75** alerts.

Figure 2: Epi-curve for confirmed COVID-19 cases, as of 31 October 2020

Table 3: Number of people in mandatory quarantine facilities, 31 October 2020

Region	Newly quarantined 24 Hrs.	Cumulative number	Number discharged	Number in quarantine now	Truck Drivers quarantined in 24 hrs.
Erongo	0	3948	3852	96	6
Hardap	0	822	806	16	0
Kavango	0	723	711	12	0
Khomas	0	2826	2792	34	0
//Kharas	0	2919	2901	18	0
Kunene	0	783	781	2	0
Ohangwena	0	548	547	1	0
Omaheke	0	1401	1306	95	0
Omusati	3	380	354	26	0
Oshana	1	356	350	6	0
Oshikoto	0	2244	2149	95	0
Otjozondjupa	0	964	906	58	0
Zambezi	0	957	907	50	0
<b>Total</b>	<b>4</b>	<b>18871</b>	<b>18362</b>	<b>509</b>	<b>6</b>

- Since March 2020, **18871** people have been placed into mandatory quarantine facilities around the country.
- A total of **509** people are currently in quarantine, with **4** new admissions in the last 24 hours.

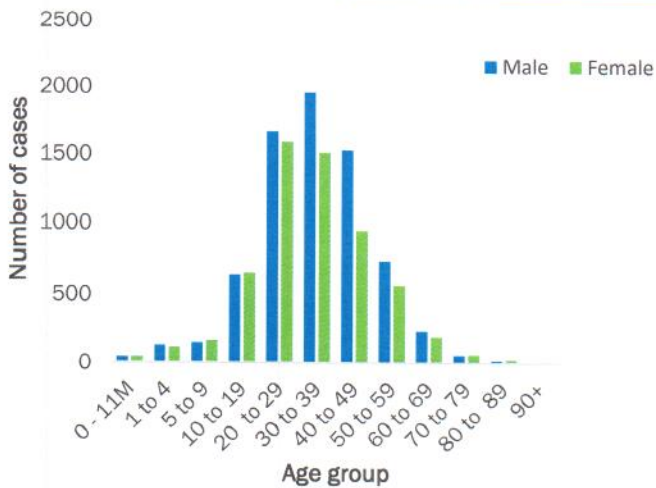


Figure 3: Age and Sex distribution of COVID-19 confirmed cases, as of 31 October 2020

- Of the total confirmed cases, **9191 (70.8%)** are in the 20-49 years age-brackets which constitutes the majority of the recorded cases.
- The under 5 years age group make up **315 (2.4%)** of the total cases whereas, **579 (4.5%)** are above 60years of age.
- A total of **1600 (12.3%)** of the confirmed cases are among the 5-19 years category.

### PUBLIC HEALTH ACTION(S)

- Virtual training on Integrated Disease Surveillance Response (IDSR) is ongoing country-wide.
- Public awareness on COVID-19 prevention measures is ongoing.
- The government and developmental partners continue to prioritise continuation of essential health services

### CHALLENGES

- Refusal of swabbing by some people
- Lack of isolation units and facilities in the country for special cases in closed settings such as police holding cells and prisons.
- Inadequate ICU facilities and ICU equipment at referral hospitals and high care units in the districts.

### RECOMMENDATIONS

- Strengthening of awareness measures on the importance of testing.
- Establish fully equipped isolation units and facilities for identified special cases throughout the country.
- Provision of fully equipped ICU facilities at referral hospitals and high care units in the districts.

Approved




Incident Manager


31 October 2020




Secretariat

For enquiries, please contact  
Namibia Public Health Emergency Operations Centre:

 [PHEOC@mhss.gov.na](mailto:PHEOC@mhss.gov.na)

 0800 100 100

 0851 100 100