



NAMIBIA COVID-19 SITUATION REPORT NO. 216			
Outbreak Name	COVID-19 outbreak	Country affected	Namibia
Date & Time	20.10.2020 17h00	Investigation start Date	13 March 2020
Prepared by	Surveillance Team		

HIGHLIGHTS/SITUATION UPDATE (20/10/2020)

TOTAL	TODAY
Tested 117377	Tested 703
Confirmed 12406	Confirmed 39
Active 1686	Active 1686
Recovered 10587	Recovered 59
Death 133	Death 1

- A total of **12406** cases have been recorded in a population of approximately 2.5 Million people, making it about **0.5%** of the population infected.
- More male cases **6777 (54.6%)** were recorded compared to female cases **5629 (45.4%)**.
- Of the total confirmed cases, **486 (3.9%)** Health Care Workers (HCWs) have tested positive for COVID-19 to-date. -314 (64.6%) State; 169 (34.8%) Private, 3 (0.6%) NGO
- All fourteen (14) regions have reported confirmed cases; Khomas and Erongo regions reported the highest with **5716 (46.1%)** and **3912 (31.5%)** respectively.
- Of the total fatalities, **104 (78.2%)** are COVID-19 deaths while **29 (21.8%)** are COVID-19 related deaths.
- The cases continue to erupt among closed settings such as schools, police holding cells and prisons.

Table 1: Distribution of confirmed COVID-19 cases by region, 20 October 2020

Region	Total No. of cases	Active cases	Recoveries	Deaths	Deaths in 24 hours	Cumulative deaths with co-morbidities	Health Care Workers
Erongo	3912	44	3829	39	1	36	70
Hardap	523	32	487	4	0	1	17
//Kharas	371	10	357	4	0	3	10
Kavango East	187	26	158	3	0	2	20
Kavango West	8	0	7	1	0	1	1
Khomas	5716	1298	4351	67	0	64	313
Kunene	33	14	19	0	0	0	0
Ohangwena	200	5	193	2	0	0	6
Omaheke	90	9	78	3	0	2	1
Omusati	55	3	51	1	0	0	6
Oshana	506	187	315	4	0	3	13
Oshikoto	358	36	322	0	0	0	4
Otjozondjupa	366	20	341	5	0	4	13
Zambezi	81	2	79	0	0	0	12
Total	12406	1686	10587	133	1	115	486

EPIDEMIOLOGICAL SITUATION IN NAMIBIA

Table 2: COVID-19 specimen recorded at the Laboratories, As of 20 October 2020

VARIABLES	TOTAL
Total samples received by the Laboratory	117495
Total samples tested	111319
Total samples re-tested	6058
Total positive results	12406
Total negative results	98871
Total samples discarded	117
Invalid results	1
Total pending results	0
Indeterminant/Inconclusive	42
Suspected cases in 24 hours (excludes re-tests)	679

- To date, **117377** tests (including **6058** re-tests) have been conducted by NIP, Path-Care, NAMDEB, UNAM and Namib Poultry laboratories.
- Since the beginning of the outbreak, **29610** contacts of confirmed cases have been identified, **267** new contacts were identified within the last 24 hours from 10 regions.
- Cumulatively, **22151** contacts have completed their monitoring period, while a total of **3021 (24.4%)** contacts of confirmed cases have tested positive.
- Today, **6345 (83.8%)** out of **7568** active contacts were monitored.

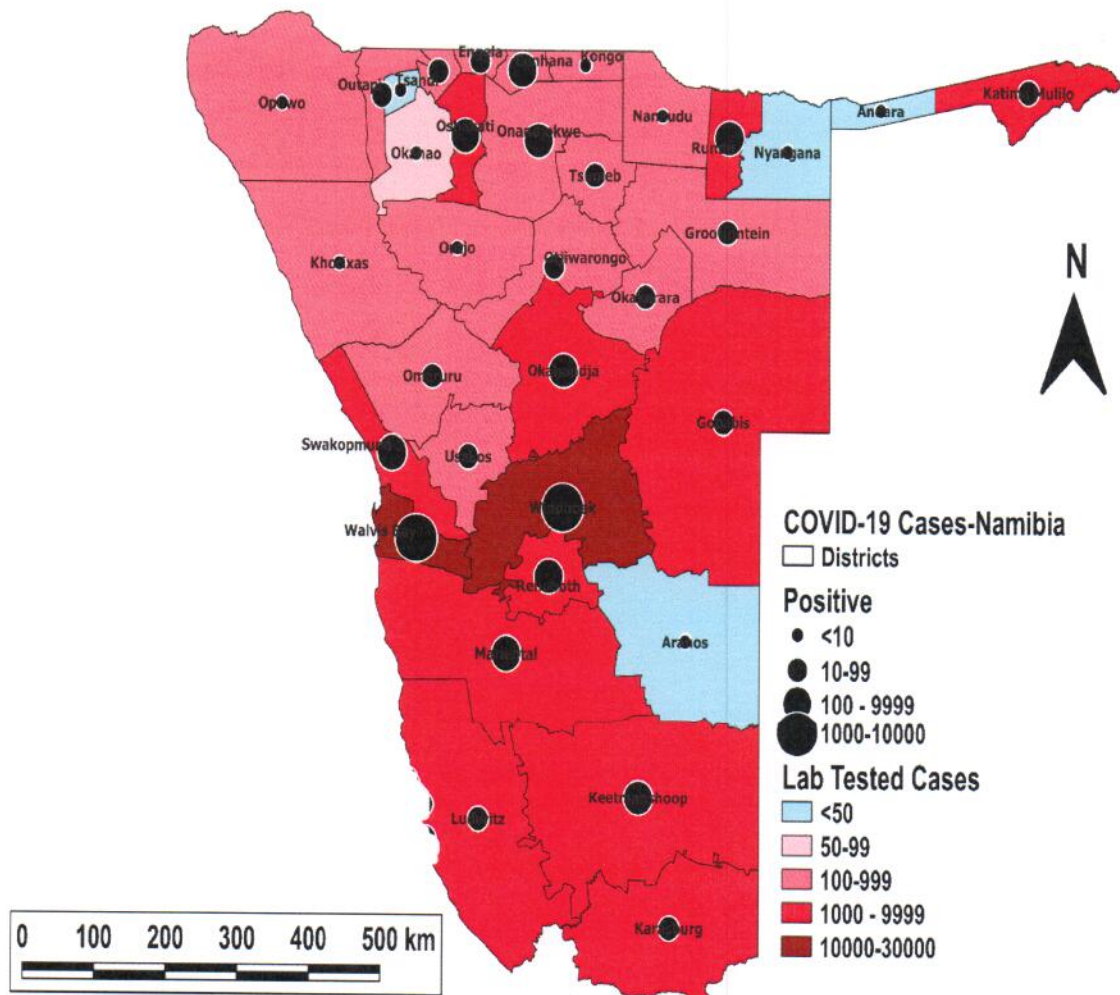
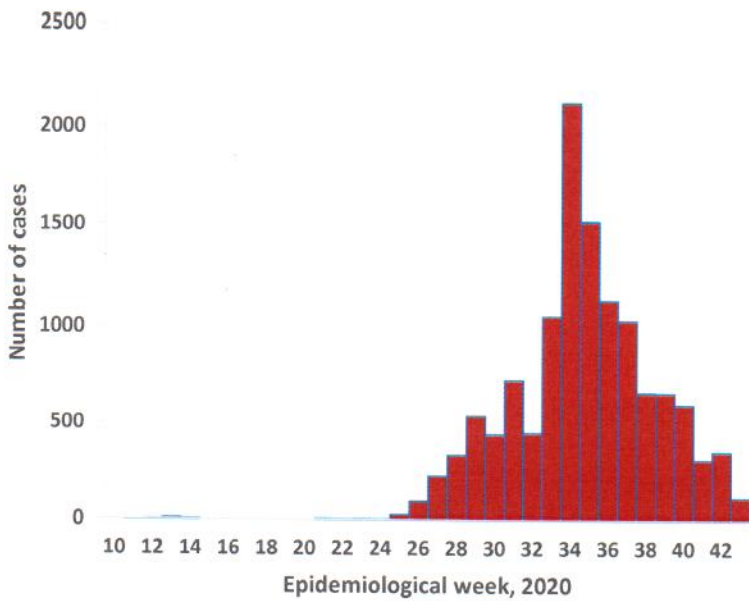


Figure 1: Distribution of suspected and confirmed COVID-19 cases by District, 20 October 2020

- A total of **233** trucks entered the country through various ground crossing points in the last 24 hours.
- Of these trucks, **98 (42.1%)** were heading to Khomas, **69 (29.6%)** to //Kharas while **43 (18.5%)** were heading to Erongo region.
- The remaining **23 (9.9%)** were heading to the other 8 regions.



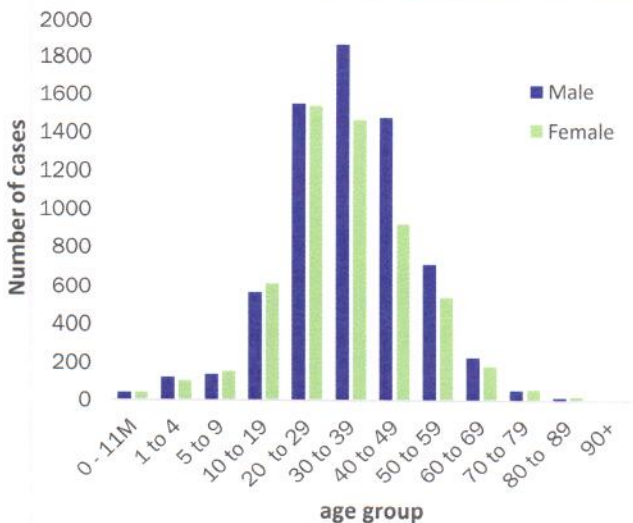
- A highest peak of **2123 (17.1%)** cases was recorded during week 34 (Figure 2).
 - After a peak in epi-week 34, the country has seen a gradual reduction in the average number of confirmed cases to 51 in epi-week 42.
 - The National Call center continues operation for 24 hours daily.
- Today (20/10/2020), **985** calls were answered including **113** alerts.

Figure 2: Epi-curve for confirmed COVID-19 cases, as of 20 October 2020

Table 3: Number of people in mandatory quarantine facilities, 20 October 2020

Region	Newly quarantined 24 Hrs.	Cumulative number	Number discharged	Number in quarantine now	Truck Drivers quarantined in 24 hrs.
Erongo	5	3749	3596	153	12
Hardap	2	788	774	14	0
Kavango	0	693	667	26	0
Khomas	121	2761	2592	169	0
//Kharas	0	2919	2816	103	0
Kunene	14	739	651	88	0
Oshana	0	543	529	14	0
Omaheke	12	1260	1078	182	0
Omusati	5	339	315	24	0
Oshana	4	346	334	12	0
Oshikoto	0	1760	1495	265	0
Otjozondjupa	0	937	881	56	0
Zambezi	12	897	858	39	0
Total	175	17731	16586	1145	12

- Since March 2020, **17731** people have been placed into mandatory quarantine facilities around the country.
- A total of **16586** people are currently in quarantine, with **175** new admissions in the last 24 hours.



- Of the total confirmed cases, **8816 (71.1%)** are in the 20-49 years age-brackets which constitutes the majority of the recorded cases.
- The under 5 years age group make up **302 (2.4%)** of the total cases whereas, **561 (4.5%)** are above 60 years of age.
- A total of **1470 (11.8%)** of the confirmed cases are among the 5-19 years category.

Figure 3: Age and Sex distribution of COVID-19 confirmed cases. As of 20 October 2020

PUBLIC HEALTH ACTION(S)

- Training on Case management and IPC for healthcare workers is ongoing with support from the Robert Koch Institute (RKI).
- Training on Integrated Disease Surveillance Response (IDSR) is ongoing country-wide.
- Public awareness on COVID-19 prevention measures is ongoing.
- The government and developmental partners continue to prioritise continuation of essential health services

CHALLENGES

- Lack of isolation units and facilities in the country for special cases in closed settings such as police holding cells and prisons.
- Inadequate ICU facilities and ICU equipment at referral hospitals and high care units in the districts.

RECOMMENDATIONS

- Establish fully equipped isolation units and facilities for identified special cases throughout the country.
- Provision of fully equipped ICU facilities at referral hospitals and high care units in the districts.

Approved



Incident Manager


20 October 2020




Secretariat

For enquiries, please contact
Namibia Public Health Emergency Operations Centre:

 PHEOC@mhss.gov.na

 0800 100 100

 0851 100 100