



NAMIBIA COVID-19 SITUATION REPORT NO. 215

| | | | |
|------------------------|---------------------|---------------------------------|---------------|
| Outbreak Name | COVID-19 outbreak | Country affected | Namibia |
| Date & Time | 19.10.2020 17h00 | Investigation start Date | 13 March 2020 |
| Prepared by | Surveillance Team | | |

HIGHLIGHTS/SITUATION UPDATE (19/10/2020)

- A total of **12367** cases have been recorded in a population of approximately 2.5 Million people, making it about **0.5%** of the population infected.
- More male cases **6755 (54.6%)** were recorded compared to female cases **5612 (45.4%)**.
- Of the total confirmed cases, **486 (3.9%)** Health Care Workers (HCWs) have tested positive for COVID-19 to-date.
-314 (64.6%) State; 169 (34.8%) Private, 3 (0.6%) NGO
- Today (19/10/2020), **102** recoveries have been recorded from 5 regions; the recovery rate now stands at **85.1%**.

| TOTAL | TODAY |
|-----------------|---------------|
| Tested 116674 | Tested 707 |
| Confirmed 12367 | Confirmed 41 |
| Active 1707 | Active 1707 |
| Recovered 10528 | Recovered 102 |
| Death 132 | Death 1 |

- All fourteen (14) regions have reported confirmed cases; Khomas and Erongo regions reported the highest with **5702 (46.1%)** and **3907 (31.6%)** respectively.
- Of the total fatalities, **103 (78.0%)** are COVID-19 deaths while **29 (22.0%)** are COVID-19 related deaths.
- The cases continue to erupt among closed settings such as schools, police holding cells and prisons.

Table 1: Distribution of confirmed COVID-19 cases by region, 19 October 2020

| Region | Total No. of cases | Active cases | Recoveries | Deaths | Deaths in 24 hours | Cumulative deaths with co-morbidities | Health Care Workers |
|--------------|--------------------|--------------|--------------|------------|--------------------|---------------------------------------|---------------------|
| Erongo | 3907 | 40 | 3829 | 38 | 0 | 35 | 70 |
| Hardap | 523 | 32 | 487 | 4 | 0 | 1 | 17 |
| //Kharas | 369 | 29 | 336 | 4 | 0 | 3 | 10 |
| Kavango East | 187 | 26 | 158 | 3 | 0 | 2 | 20 |
| Kavango West | 8 | 0 | 7 | 1 | 0 | 1 | 1 |
| Khomas | 5702 | 1301 | 4334 | 67 | 1 | 64 | 313 |
| Kunene | 33 | 19 | 14 | 0 | 0 | 0 | 0 |
| Ohangwena | 200 | 5 | 193 | 2 | 0 | 0 | 6 |
| Omaheke | 85 | 4 | 78 | 3 | 0 | 2 | 1 |
| Omusati | 55 | 3 | 51 | 1 | 0 | 0 | 6 |
| Oshana | 496 | 177 | 315 | 4 | 0 | 3 | 13 |
| Oshikoto | 357 | 35 | 322 | 0 | 0 | 0 | 4 |
| Otjozondjupa | 364 | 33 | 326 | 5 | 0 | 4 | 13 |
| Zambezi | 81 | 3 | 78 | 0 | 0 | 0 | 12 |
| Total | 12367 | 1707 | 10528 | 132 | 1 | 115 | 486 |

EPIDEMIOLOGICAL SITUATION IN NAMIBIA

Table 2: COVID-19 specimen recorded at the Laboratories, As of 19 October 2020

| VARIABLES | TOTAL |
|---|--------|
| Total samples received by the Laboratory | 116792 |
| Total samples tested | 110640 |
| Total samples re-tested | 6034 |
| Total positive results | 12367 |
| Total negative results | 98231 |
| Total samples discarded | 117 |
| Invalid results | 1 |
| Total pending results | 0 |
| Indeterminant/Inconclusive | 42 |
| Suspected cases in 24 hours (excludes re-tests) | 698 |

- To date, **116674** tests (including **6034** re-tests) have been conducted by NIP, Path-Care, NAMDEB, UNAM and Namib Poultry laboratories.
- Since the beginning of the outbreak, **29343** contacts of confirmed cases have been identified, **139** new contacts were identified within the last 24 hours from 10 regions.
- Cumulatively, **21985** contacts have completed their monitoring period, while a total of **2998 (24.2%)** contacts of confirmed cases have tested positive.
- Today, **6278 (83.7%)** out of **7501** active contacts were monitored.

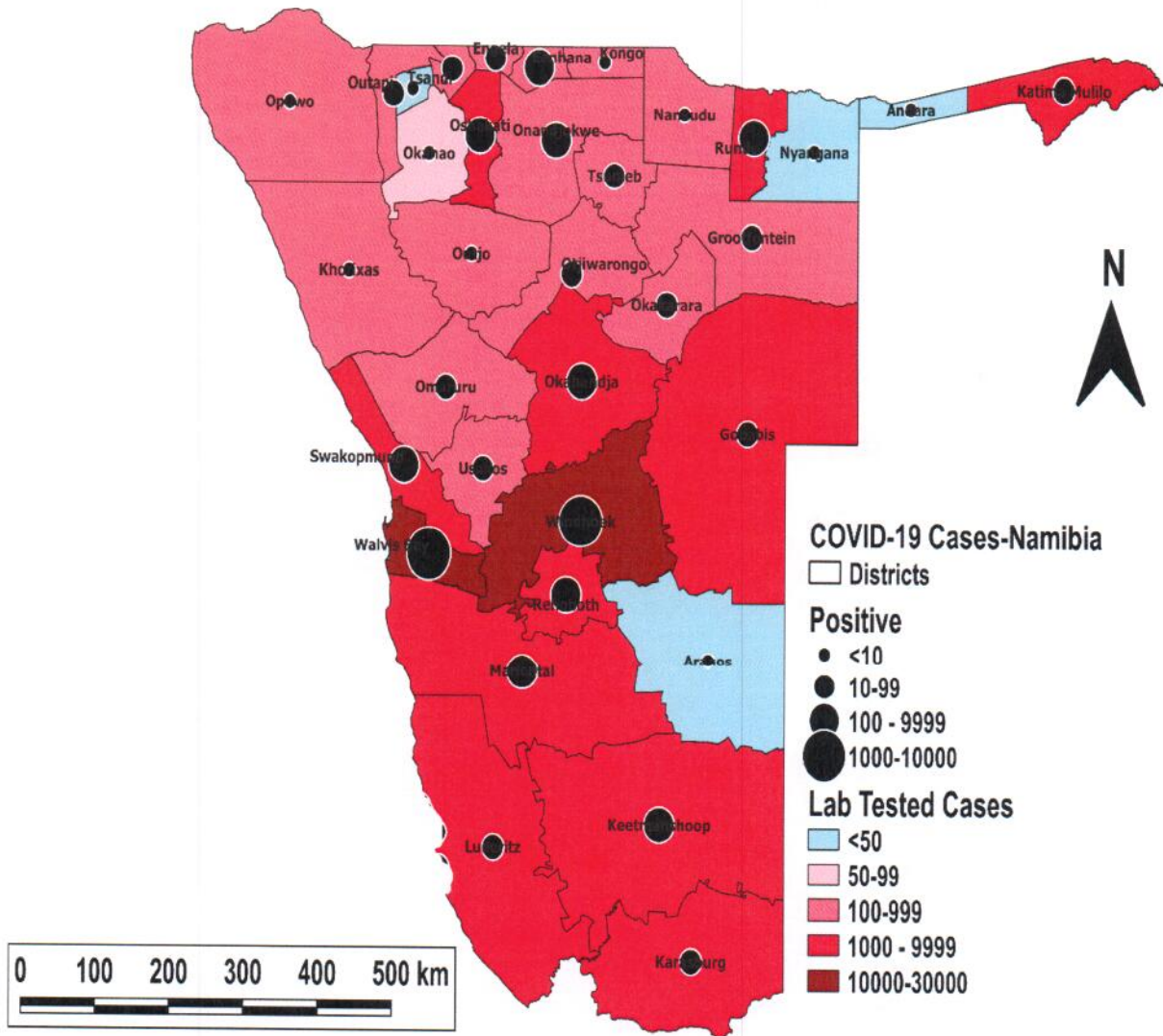


Figure 1: Distribution of suspected and confirmed COVID-19 cases by District, 19 October 2020

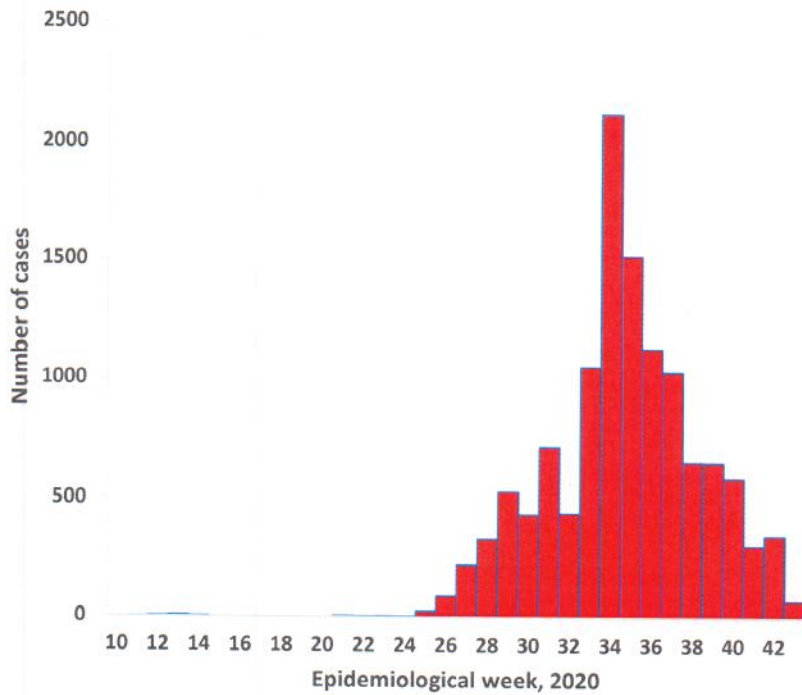


Figure 2: Epi-curve for confirmed COVID-19 cases, as of 19 October 2020

- A highest peak of **2123 (17.2%)** cases was recorded during week 34 (Figure 2).
 - After a peak in epi-week 34, the country has seen a gradual reduction in the average number of confirmed cases to 51 in epi-week 42.
 - The National Call center continues operation for 24 hours daily.
- Today (19/10/2020), **964** calls were answered including **103** alerts.

Table 3: Number of people in mandatory quarantine facilities, 19 October 2020

| Region | Newly quarantined 24 Hrs. | Cumulative number | Number discharged | Number in quarantine now | Truck Drivers quarantined in 24 hrs. |
|--------------|---------------------------|-------------------|-------------------|--------------------------|--------------------------------------|
| Erongo | 3 | 3744 | 3596 | 148 | 0 |
| Hardap | 2 | 786 | 773 | 13 | 0 |
| Kavango | 0 | 693 | 667 | 26 | 0 |
| Khomas | 32 | 2640 | 2506 | 134 | 0 |
| //Kharas | 0 | 2919 | 2816 | 103 | 0 |
| Kunene | 22 | 725 | 644 | 81 | 0 |
| Ohangwena | 9 | 543 | 529 | 14 | 0 |
| Omaheke | 30 | 1248 | 1071 | 177 | 0 |
| Omusati | 19 | 334 | 315 | 19 | 0 |
| Oshana | 4 | 342 | 334 | 8 | 0 |
| Oshikoto | 0 | 1760 | 1495 | 265 | 0 |
| Otjozondjupa | 32 | 937 | 881 | 56 | 0 |
| Zambezi | 2 | 885 | 856 | 29 | 0 |
| Total | 155 | 17556 | 16483 | 1073 | 0 |

- Since March 2020, **17556** people have been placed into mandatory quarantine facilities around the country.
- A total of **1073** people are currently in quarantine, with **155** new admissions in the last 24 hours.

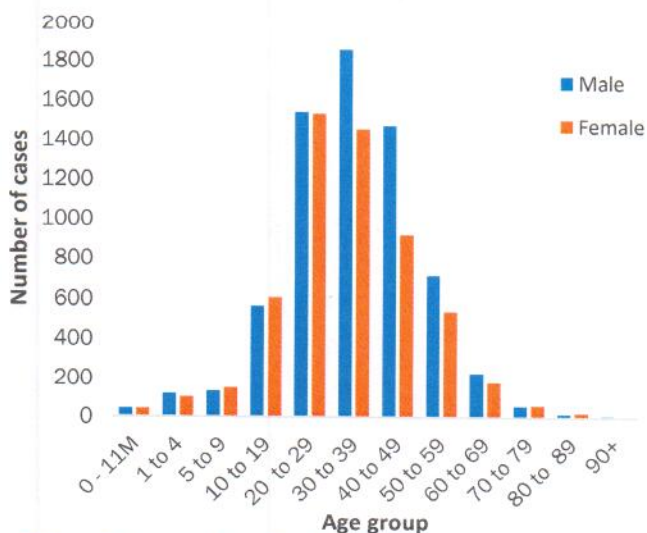


Figure 3: Age and Sex distribution of COVID-19 confirmed cases. As of 19 October 2020

- Of the total confirmed cases, **8793 (71.1%)** are in the 20-49 years age-brackets which constitutes the majority of the recorded cases.
- The under 5 years age group make up **302 (2.4%)** of the total cases whereas, **558 (4.5%)** are above 60years of age.
- A total of **1462 (11.8%)** of the confirmed cases are among the 5-19 years category.

PUBLIC HEALTH ACTION(S)

- Meeting held by the National Health Emergency Management Committee to review the current public health regulations on COVID-19.
- Training on Integrated Disease Surveillance Response (IDSR) is ongoing country-wide.
- Public awareness on COVID-19 prevention measures is ongoing.
- The government and developmental partners continue to prioritise continuation of essential health services


CHALLENGES

- Lack of isolation units and facilities in the country for special cases in closed settings such as police holding cells and prisons.
- Inadequate ICU facilities and ICU equipment at referral hospitals and high care units in the districts.

RECOMMENDATIONS

- Establish fully equipped isolation units and facilities for identified special cases throughout the country.
- Provision of fully equipped ICU facilities at referral hospitals and high care units in the districts.

Approved




Incident Manager


19 October 2020




Secretariat

For enquiries, please contact
Namibia Public Health Emergency Operations Centre;

 PHEOC@mhss.gov.na

 0800 100 100

 0851 100 100