



NAMIBIA COVID-19 SITUATION REPORT NO. 190

Outbreak Name	COVID-19 outbreak	Country affected	Namibia
Date & Time	24.09.2020 20h00	Investigation start Date	13 March 2020
Prepared by	Surveillance Team		

HIGHLIGHTS/SITUATION UPDATE (24/09/2020)

TOTAL	TODAY
Tested 92903	Tested 1021
Confirmed 10835	Confirmed 95
Active 2147	Active 2147
Recovered 8569	Recovered 87
Death 119	Death 0

- A total of **10835** cases have been recorded in a population of approximately 2.5 Million people, making it about **0.4%** of the population infected.
- More male cases **5815 (53.6%)** were recorded compared to female cases **5020 (46.4%)**.
- Of the total confirmed cases, **450 (4.2%)** Health Care Workers (HCWs) have tested positive for COVID-19 to-date.
 - 298 (66.2%) State; 151 (33.6%) Private, 1 (0.2%) NGO
- Today (24/09/2020), **87** recoveries have been recorded from 4 regions; the recovery rate now stands at **79.1%**.
- All fourteen (14) regions have reported confirmed cases; Khomas and Erongo regions are reporting the highest with **5146 (47.5%)** and **3818 (35.2%)** respectively.
- Of the total fatalities, **93 (78.2%)** are COVID-19 deaths while **26 (21.8%)** are COVID-19 related deaths.

Table 1: Distribution of confirmed COVID-19 cases by region, 24 September 2020

Region	Total No. of cases	Active cases	Recovered	Deaths	Deaths in 24 hours	Cumulative death with co-morbidities	Health Care Workers
Erongo	3818	58	3723	37	0	34	61
Hardap	382	98	280	4	0	1	17
//Kharas	340	58	278	4	0	3	8
Kavango East	110	37	70	3	0	2	17
Kavango West	8	4	3	1	0	1	1
Khomas	5146	1633	3455	58	0	55	294
Kunene	14	2	12	0	0	0	0
Ohangwena	144	28	114	2	0	0	6
Omaheke	72	4	67	1	0	1	1
Omusati	47	1	45	1	0	0	5
Oshana	236	82	151	3	0	2	12
Oshikoto	157	87	70	0	0	0	4
Otjozondjupa	289	45	239	5	0	4	13
Zambezi	72	10	62	0	0	0	11
Total	10835	2147	8569	119	0	103	450

EPIDEMIOLOGICAL SITUATION IN NAMIBIA

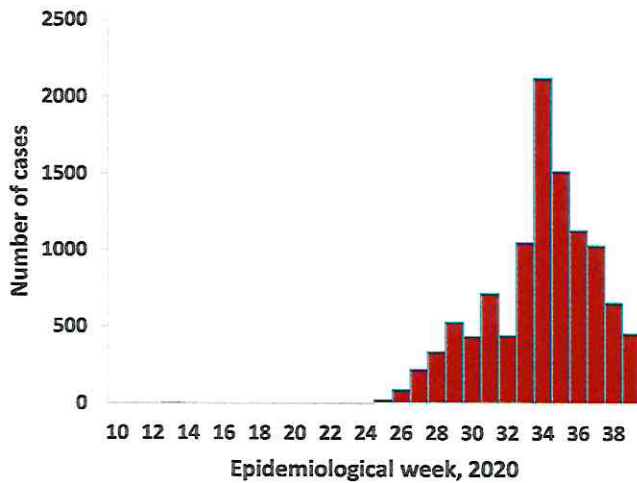


Figure 1: Epi-curve for confirmed COVID-19 cases 24 September 2020

- Up to **2123 (19.6%)** of the total cases were recorded during week 34 (Figure 1).
- After a peak in epi-week 34, the country has seen a gradual reduction in the mean number of confirmed cases from 303 to 94 in epi-week 38.
- Call center continues operation for 24 hours daily. Today, **1279** calls were answered including **10** alerts.

Table 2: COVID-19 specimen recorded at the Laboratories as of 24 September 2020

VARIABLES	TOTAL
Total samples received by the Laboratory	93021
Total samples tested	87657
Total samples re-tested	5246
Total positive results	10835
Total negative results	76793
Total samples discarded	76
Invalid results	1
Total pending results	41
Indeterminant/Inconclusive	29
Suspected cases in 24 hours (excludes re-tests)	983

- To date, **92903** tests (including **5246** re-tests) have been conducted by NIP, Path-Care, NAMDEB, and UNAM laboratories.
- Since the beginning of the outbreak, **23691** contacts of confirmed cases have been identified, **608** new contacts were identified within the last 24 hours from 10 regions.
- Cumulatively, **14002** contacts have completed their monitoring period, while a total of **2021 (20.7%)** contacts of confirmed cases have tested positive.
- Today, **8068 (82.7%)** out of **9757** active contacts were monitored.

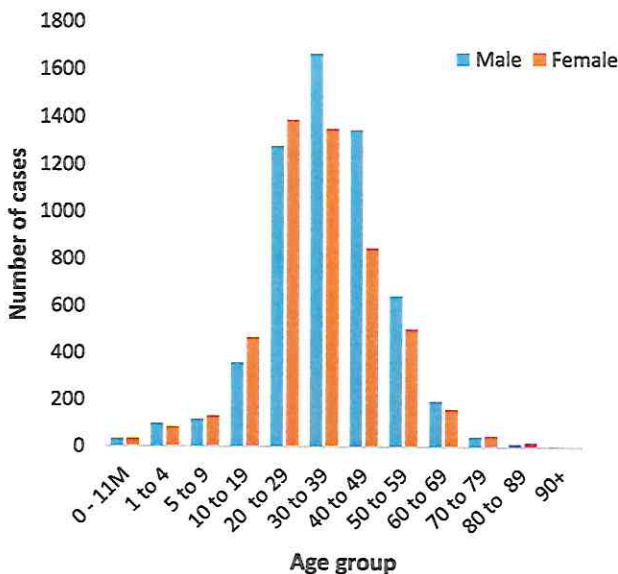


Figure 2: Age and Sex distribution of COVID-19 confirmed cases As of 24 September 2020

- The 20-49 years age-brackets constitute **7870 (72.6%)** of the confirmed cases, while a sizable proportion of the 50-59 age group is **1145 (10.6%)**.
- Among those aged 30-39 years, a significant proportion of males, **1666 (55.3%)** are infected more than females **1348 (44.7%)**.
- The under 5 years make up **254 (2.3%)** of the total cases.
- Aged 60 years and above constitute **490 (4.5%)** of the confirmed cases.

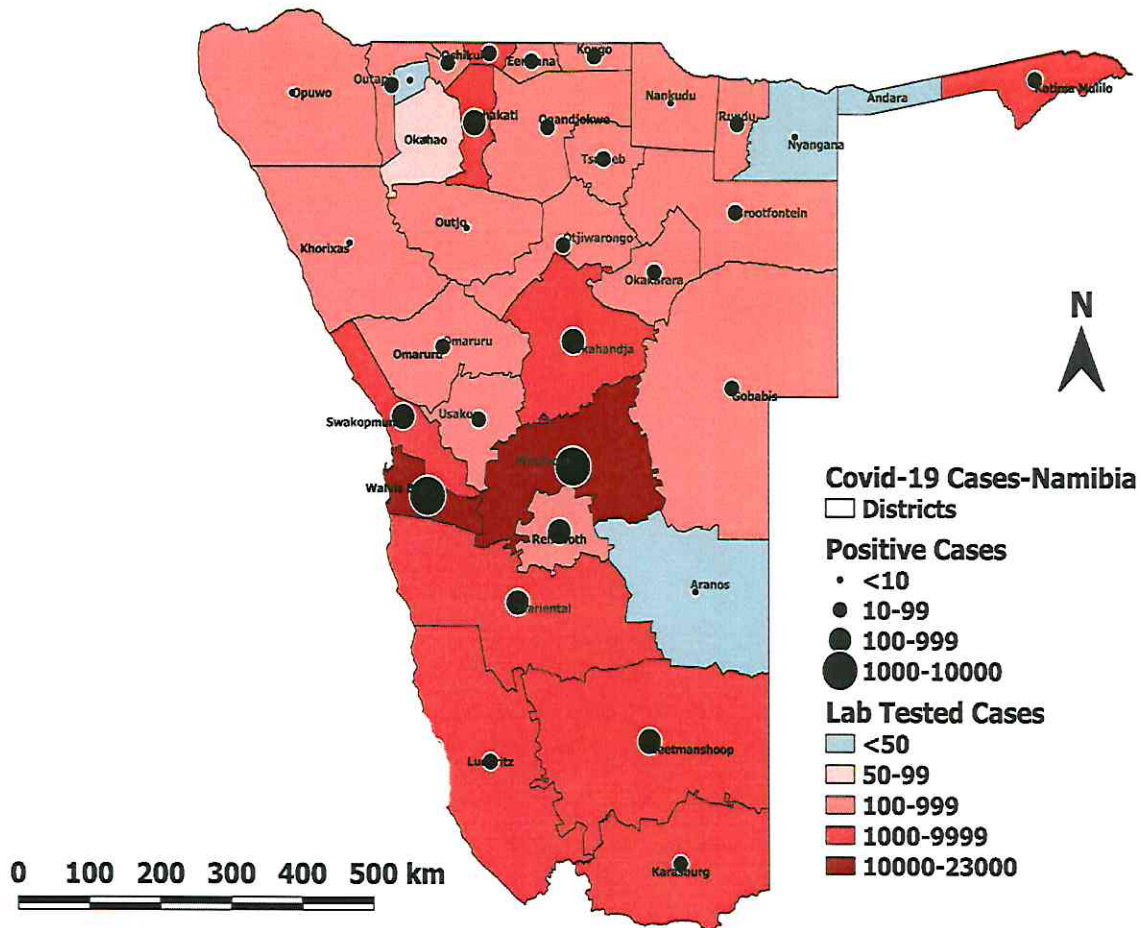


Figure 3: Distribution of suspected and confirmed COVID-19 cases in Namibia by District as of 24 September 2020

- A total of **275** trucks entered the country through various ground crossing points in the last 24 hours.
- Of these trucks, **131 (47.6%)** were heading to Khomas, **66 (24.0%)** to //Kharas while **50 (18.1%)** were heading to Erongo region.
- The remaining **28 (10.3%)** were heading to the other 8 regions.

Table 3: Number of people in mandatory quarantine facilities, 24 September 2020

Region	Newly quarantined 24 hours	Cumulative number	Number discharged	Number in quarantine now	Truck Drivers (24 Hours)
Erongo	11	3245	3189	56	40
Hardap	3	649	613	36	0
Kavango	0	439	426	13	0
Khomas	10	2314	2266	48	0
//Kharas	0	1680	1463	217	0
Kunene	0	447	438	9	0
Ohangwena	0	496	467	29	0
Omaheke	10	929	863	66	1
Omusati	0	294	293	1	0
Oshana	0	305	303	2	0
Oshikoto	176	1418	829	589	0
Otjozondjupa	0	841	840	1	0
Zambezi	1	811	789	24	0
Total	211	13868	12777	1091	41

- Since March 2020, **13868** people have been placed into mandatory quarantine facilities around the country.
- A total of **1091** people are currently in quarantine with **211** new admissions in the past 24 hours.

PUBLIC HEALTH ACTION(S)

- Weekly engagements with regions to ensure readiness for effective response.
- Public awareness on COVID-19 prevention measures is ongoing.
- Efforts on expanding the National testing capacity are ongoing.
- Response strategies for post State of Emergency are underway.

CHALLENGES

- Large data backlog - awaiting entry into excel data base and DHIS2.
- Inadequate ICU facilities and ICU equipment at referral hospitals and high care units in the districts.
- Inadequate isolation units, at health facilities in the regions.

RECOMMENDATIONS

- Fast tracking of efforts to use DHIS2 national-wide .
- Provision of fully equipped ICU facilities at referral hospitals and high care units in the districts.
- Establish fully equipped isolation units at health facilities in the regions.

Approved




Incident Manager
24 September 2020




Secretariat

For enquiries, please contact
Namibia Public Health Emergency Operations Centre;

 PHEOC@mhss.gov.na

 0800 100 100

 0851 100 100