



NAMIBIA COVID-19 SITUATION REPORT NO. 197

Outbreak Name	COVID-19 outbreak	Country affected	Namibia
Date & Time	01.10.2020 19h00	Investigation start Date	13 March 2020
Prepared by	Surveillance Team		

HIGHLIGHTS/SITUATION UPDATE (01/10/2020)

TOTAL	
Tested 99742	
Confirmed 11480	
Active 2006	
Recovered 9351	
Death 123	

TODAY	
Tested 1353	
Confirmed 107	
Active 2006	
Recovered 268	
Death 0	

- A total of **11480** cases have been recorded in a population of approximately 2.5 Million people, making it about **0.5%** of the population infected.
- More male cases **6246 (54.4%)** were recorded compared to female cases **5234 (45.6%)**.
- Of the total confirmed cases, **460 (4.0%)** Health Care Workers (HCWs) have tested positive for COVID-19 to-date.
 - 302 (65.7%) State; 157 (34.1%) Private, 1 (0.2%) NGO
- Today (01/10/2020), **268** recoveries have been recorded from 5 regions; the recovery rate now stands at **81.5%**.
- All fourteen (14) regions have reported confirmed cases; Khomas and Erongo regions reported the highest with **5368 (46.8%)** and **3865 (33.7%)** respectively.
- Of the total fatalities, **97 (78.9%)** are COVID-19 deaths while **26 (21.1%)** are COVID-19 related deaths.
- There is an alarming increase in the number of COVID-19 positive cases in closed settings such as schools and police holding cells.

Table 1: Distribution of confirmed COVID-19 cases by region, 01 October 2020

Region	Total No. of cases	Active cases	Recovered	Deaths	Deaths in 24 hours	Cumulative death with co-morbidities	Health Care Workers
Erongo	3865	70	3757	38	0	35	65
Hardap	417	91	322	4	0	1	17
//Kharas	350	37	309	4	0	3	9
Kavango East	161	88	70	3	0	2	17
Kavango West	8	4	3	1	0	1	1
Khomas	5368	1357	3951	60	0	57	299
Kunene	14	0	14	0	0	0	0
Ohangwena	181	39	140	2	0	0	6
Omaheke	76	5	69	2	0	1	1
Omusati	50	3	46	1	0	0	5
Oshana	290	31	256	3	0	2	12
Oshikoto	308	238	70	0	0	0	4
Otjozondjupa	316	37	274	5	0	4	13
Zambezi	76	6	70	0	0	0	11
Total	11480	2006	9351	123	0	106	460

EPIDEMIOLOGICAL SITUATION IN NAMIBIA

**Table 2: COVID-19 specimen recorded at the Laboratories
As of 01 October 2020**

VARIABLES	TOTAL
Total samples received by the Laboratory	99860
Total samples tested	94287
Total samples re-tested	5455
Total positive results	11480
Total negative results	82774
Total samples discarded	76
Invalid results	1
Total pending results	41
Indeterminant/Inconclusive	33
Suspected cases in 24 hours (excludes re-tests)	1325

- To date, **99742** tests (including **5455** re-tests) have been conducted by NIP, Path-Care, NAMDEB, UNAM and Namib Poultry laboratories.
- Since the beginning of the outbreak, **24948** contacts of confirmed cases have been identified, **209** new contacts were identified within the last 24 hours from 10 regions.
- Cumulatively, **15439** contacts have completed their monitoring period, while a total of **2335 (24.2%)** contacts of confirmed cases have tested positive.
- Today, **8418 (87.1%)** out of **9662** active contacts were monitored.

- Up to **2123 (18.5%)** of the total cases were recorded during week 34 (Figure 1).
- After a peak in epi-week 34, the country has seen a gradual reduction in the average number of confirmed cases from 303 to 94 in epi-week 39.
- Call center continues operation for 24 hours daily. Today, **1067** calls were answered including **12** alerts.

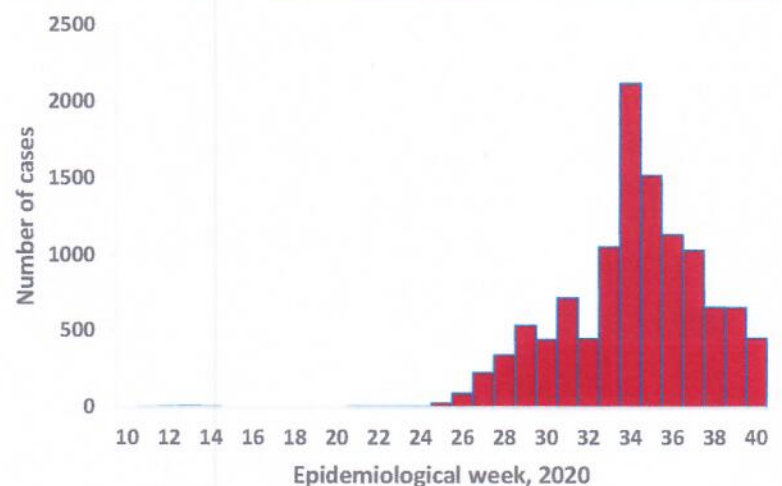
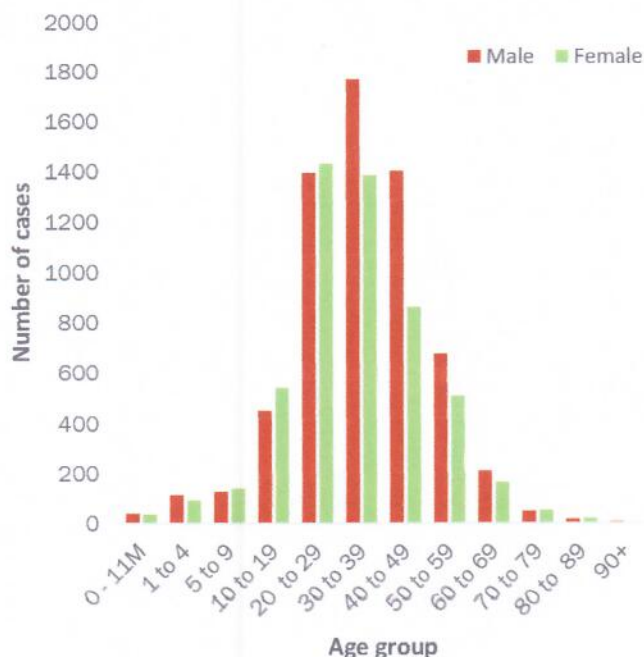


Figure 1: Epi-curve for confirmed COVID-19 cases 01 October 2020



**Figure 2: Age and Sex distribution of COVID-19 confirmed cases
As of 01 October 2020**

- The 20-49 years age-brackets constitute **8246 (71.8%)** of the confirmed cases, while a sizable proportion of the 50-59 age group is **1185 (10.3%)**.
- A total of **1257 (10.9%)** of the confirmed cases are among the 5-19 years category.
- Among those aged 30-39 years, a significant proportion of males, **1769 (56.1%)** are infected more than females **1384 (43.9%)**.
- The under 5 years make up **276 (2.4%)** of the total cases.
- Aged 60 years and above constitute **516 (4.5%)** of the confirmed cases.

**Table 3: Number of people in mandatory quarantine facilities
01 October 2020**

Region	Newly quarantined 24 Hrs	Cumulative number	Number discharged	Number in quarantine now	Truck Drivers quarantined in 24 Hrs.
Erongo	137	3492	3261	231	52
Hardap	16	711	660	51	0
Kavango	0	639	589	50	0
Khomas	14	2352	2306	46	0
//Kharas	0	1680	1463	217	0
Kunene	0	447	440	7	0
Ohangwena	0	510	499	11	0
Omaheke	0	980	916	64	0
Omusati	0	303	296	7	0
Oshana	0	306	306	0	0
Oshikoto	30	1486	1065	421	0
Otjozondjupa	0	841	841	0	0
Zambezi	2	821	798	23	0
Total	199	14568	13440	1128	52

- Since March 2020, **14568** people have been placed into mandatory quarantine facilities around the country.
- A total of **1128** people are currently in quarantine with **199** new admissions in the past 24 hours.

PUBLIC HEALTH ACTION(S)

- Training on Integrated Disease Surveillance Response (IDSR) is ongoing country-wide.
- Commencement of testing by Namib Poultry laboratory as part of the national testing strategy.
- Training on Public Health Emergency Operation Centre and Incident Management System with WHO-AFRO is ongoing.
- Public awareness on COVID-19 prevention measures is ongoing.
- Response strategies for post State of Emergency are underway.

CHALLENGES

- Large data backlog - awaiting entry into excel data base and DHIS2.
- Inadequate ICU facilities and ICU equipment at referral hospitals and high care units in the districts.

RECOMMENDATIONS

- Fast tracking of efforts to use DHIS2 nation-wide.
- Provision of fully equipped ICU facilities at referral hospitals and high care units in the districts.


Approved


Incident Manager
01 October 2020


Secretariat

For enquiries, please contact
Namibia Public Health Emergency Operations Centre:

 PHEOC@mhss.gov.na

 0800 100 100

 0851 100 100