



NAMIBIA COVID-19 SITUATION REPORT NO. 195

Outbreak Name	COVID-19 outbreak	Country affected	Namibia
Date & Time	29.09.2020 19h00	Investigation start Date	13 March 2020
Prepared by	Surveillance Team		

HIGHLIGHTS/SITUATION UPDATE (29/09/2020)

TOTAL	TODAY
Tested 96956	Tested 944
Confirmed 11265	Confirmed 125
Active 2130	Active 2130
Recovered 9014	Recovered 77
Death 121	Death 0

- A total of **11265** cases have been recorded in a population of approximately 2.5 Million people, making it about **0.5%** of the population infected.
- More cases **6077 (53.9%)** were recorded compared to female cases **5188 (46.1%)**.
- Of the total confirmed cases, **456 (4.0%)** Health Care Workers (HCWs) have tested positive for COVID-19 to-date.
 - 300 (65.8%) State; 155 (34.0%) Private, 1 (0.2%) NGO
- Today (29/09/2020), **77** recoveries have been recorded from 6 regions; the recovery rate now stands at **80.0%**.
- All fourteen (14) regions have reported confirmed cases; Khomas and Erongo regions reported the highest with **5252 (46.6%)** and **3854 (34.2%)** respectively.
- Of the total fatalities, **95 (78.5%)** are COVID-19 deaths while **26 (21.5%)** are COVID-19 related deaths.
- There is an alarming increase in the number of COVID-19 positive cases in closed settings such as schools and police holding cells.

Table 1: Distribution of confirmed COVID-19 cases by region, 29 September 2020

Region	Total No. of cases	Active cases	Recovered	Deaths	Deaths in 24 hours	Cumulative death with co-morbidities	Health Care Workers
Erongo	3854	65	3752	37	0	34	61
Hardap	411	98	309	4	0	1	17
//Karas	345	38	303	4	0	3	9
Kavango East	137	64	70	3	0	2	17
Kavango West	8	4	3	1	0	1	1
Khomas	5252	1526	3667	59	0	56	299
Kunene	14	0	14	0	0	0	0
Ohangwena	156	35	119	2	0	0	6
Omaheke	75	4	69	2	0	1	1
Omusati	50	3	46	1	0	0	5
Oshana	280	29	248	3	0	2	12
Oshikoto	301	231	70	0	0	0	4
Otjozondjupa	307	28	274	5	0	4	13
Zambezi	75	5	70	0	0	0	11
Total	11265	2130	9014	121	0	104	456

EPIDEMIOLOGICAL SITUATION IN NAMIBIA

Table 2: COVID-19 specimen recorded at the Laboratories, as of 29 September 2020

VARIABLES	TOTAL
Total samples received by the Laboratory	97114
Total samples tested	91565
Total samples re-tested	5391
Total positive results	11265
Total negative results	80269
Total samples discarded	76
Invalid results	1
Total pending results	41
Indeterminant/Inconclusive	31
Suspected cases in 24 hours (excludes re-tests)	917

- To date, **96956** tests (including **5391** re-tests) have been conducted by NIP, Path-Care, NAMDEB, UNAM and Namib Poultry laboratories.
- Since the beginning of the outbreak, **24648** contacts of confirmed cases have been identified, **492** new contacts were identified within the last 24 hours from 11 regions.
- Cumulatively, **15230** contacts have completed their monitoring period, while a total of **2261 (27.4%)** contacts of confirmed cases have tested positive.
- Today, **6426 (77.8%)** out of **8255** active contacts were monitored.

- Up to **2123 (18.8%)** of the total cases were recorded during week 34 (Figure 1).
- After a peak in epi-week 34, the country has seen a gradual reduction in the average number of confirmed cases from 303 to 94 in epi-week 39.
- Call center continues operation for 24 hours daily. Today, **1163** calls were answered including **125** alerts.

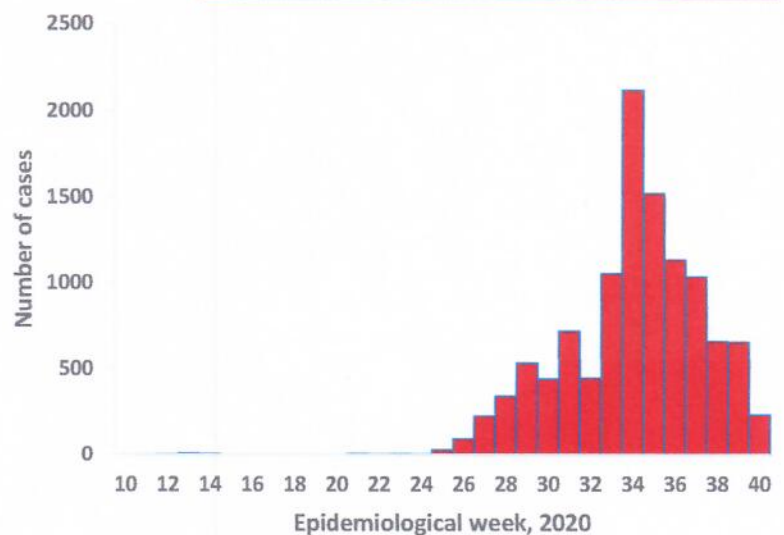


Figure 1: Epi-curve for confirmed COVID-19 cases 29 September 2020

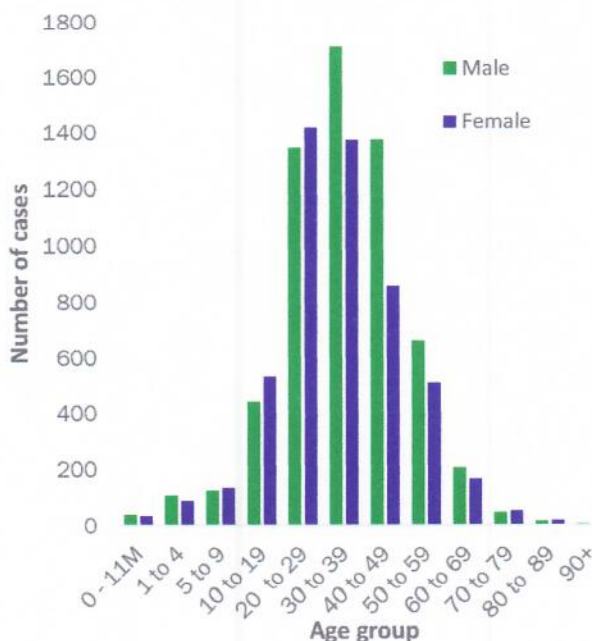


Figure 2: Age and Sex distribution of COVID-19 confirmed cases As of 29 September 2020

- The 20-49 years age-brackets constitute **8085 (71.8%)** of the confirmed cases, while a sizable proportion of the 50-59 age group is **1169 (10.4%)**.
- A total of **1232 (10.9%)** of the confirmed cases are among the 5-19 years category.
- Among those aged 30-39 years, a significant proportion of males, **1711 (55.5%)** are infected more than females **1374 (44.5%)**.
- The under 5 years make up **269 (2.3%)** of the total cases.
- Aged 60 years and above constitute **510 (4.5%)** of the confirmed cases.

Table 3: Number of people in mandatory quarantine facilities, 29 September 2020

Region	Newly quarantined 24 hours	Cumulative number	Number discharged	Number in quarantine now	Truck Drivers (24 Hours)
Erongo	0	3314	3210	104	0
Hardap	1	688	638	50	0
Kavango	27	639	589	50	0
Khomas	0	2338	2292	46	0
//Kharas	0	1680	1463	217	0
Kunene	0	447	439	8	0
Ohangwena	4	510	493	17	0
Omaheke	1	973	906	67	0
Omusati	4	303	294	9	0
Oshana	0	306	304	2	0
Oshikoto	16	1451	1044	407	0
Otjozondjupa	0	841	841	0	0
Zambezi	0	817	791	26	0
Total	53	14307	13304	1003	0

- Since March 2020, **14307** people have been placed into mandatory quarantine facilities around the country.
- A total of **1003** people are currently in quarantine with **53** new admissions in the past 24 hours.

PUBLIC HEALTH ACTION(S)

- Commencement of testing by Namib Poultry laboratory as part of the national testing strategy.
- The IPC simulation sessions are ongoing country-wide.
- Training on Public Health Emergency Operation Centre and Incident Management System with WHO-AFRO is ongoing.
- Public awareness on COVID-19 prevention measures is ongoing.
- Response strategies for post State of Emergency are underway.

CHALLENGES


- Large data backlog - awaiting entry into excel data base and DHIS2.
- Inadequate ICU facilities and ICU equipment at referral hospitals and high care units in the districts.

RECOMMENDATIONS

- Fast tracking of efforts to use DHIS2 nation-wide.
- Provision of fully equipped ICU facilities at referral hospitals and high care units in the districts.

Approved


 Incident Manager
 29 September 2020


 Secretariat

For enquiries, please contact
 Namibia Public Health Emergency Operations Centre;

 PHEOC@mhss.gov.na

 0800 100 100

 0851 100 100