



Ministry of Health and Social Services
Republic of Namibia



NAMIBIA COVID-19 SITUATION REPORT NO. 188

Outbreak Name	COVID-19 outbreak	Country affected	Namibia
Date & Time	22.09.2020 20h00	Investigation start Date	13 March 2020
Prepared by	Surveillance Team		

HIGHLIGHTS/SITUATION UPDATE (22/09/2020)

- A total of **10663** cases have been recorded in a population of approximately 2.5 Million people, making it about **0.4%** of the population infected.
- More male cases **5719 (53.6%)** were recorded compared to female cases **4944 (46.4%)**.
- Of the total confirmed cases, **443 (4.2%)** Health Care Workers (HCWs) have tested positive for COVID-19 to-date.
 - 296 (66.8%) State; 146 (33.0%) Private, 1 (0.2%) NGO
- Today (22/09/2020), **72** recoveries have been recorded from 6 regions; the recovery rate now stands at **79.0%**.
- All fourteen (14) regions have reported confirmed cases; Khomas and Erongo regions are reporting the highest with **5063 (47.5%)** and **3806 (35.7%)** respectively.

TOTAL
Tested 90841
Confirmed 10663
Active 2115
Recovered 8431
Death 117
TODAY
Tested 925
Confirmed 56
Active 2115
Recovered 72
Death 1

Table 1: Distribution of confirmed COVID-19 cases by region, 22 September 2020

Region	Total No. of cases	Active cases	Recovered	Deaths	Deaths in 24 hours	Cumulative death with co-morbidities	Health Care Workers
Erongo	3806	46	3723	37	0	34	60
Hardap	341	85	252	4	0	1	17
//Kharas	329	54	271	4	0	3	8
Kavango East	110	37	70	3	0	2	17
Kavango West	8	4	3	1	0	1	1
Khomas	5063	1642	3364	57	1	54	290
Kunene	14	2	12	0	0	0	0
Ohangwena	141	25	114	2	0	0	6
Omaheke	71	6	64	1	0	1	1
Omusati	47	2	44	1	0	0	5
Oshana	225	71	151	3	0	2	11
Oshikoto	153	91	62	0	0	0	4
Otjozondjupa	284	41	239	4	0	3	13
Zambezi	71	9	62	0	0	0	10
Total	10663	2115	8431	117	1	101	443

EPIDEMIOLOGICAL SITUATION IN NAMIBIA

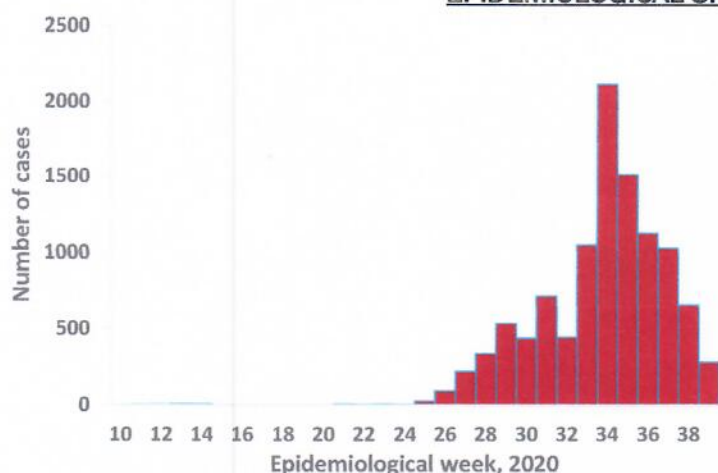


Figure 1: Epi-curve for confirmed COVID-19 cases 22 September 2020

- Up to **2123 (19.9%)** of the total cases were recorded during week 34 (Figure 1).
- After a peak in epi-week 34, the country has seen a gradual reduction in the mean number of confirmed cases from 303 to 94 in epi-week 38.
- Call center continues operation for 24 hours daily. Today, **1198** calls were answered including **19** alerts.

- To date, **90841** tests (including **5140** re-tests) have been conducted by NIP, Path-Care, NAMDEB, and UNAM laboratories.
- Since the beginning of the outbreak, **22796** contacts of confirmed cases have been identified, **246** new contacts were identified within the last 24 hours from 10 regions.
- Cumulatively, **12976** contacts have completed their monitoring period, while a total of **1830 (19.3%)** contacts of confirmed cases have tested positive.
- Today, **7792 (82.1%)** out of **9486** active contacts were monitored.

Table 2: COVID-19 specimen recorded at the Laboratories as of 22 September 2020

VARIABLES	TOTAL
Total samples received by the Laboratory	90959
Total samples tested	85701
Total samples re-tested	5140
Total positive results	10663
Total negative results	75009
Total samples discarded	76
Invalid results	1
Total pending results	41
Indeterminant/Inconclusive	29
Suspected cases in 24 hours (excludes re-tests)	847

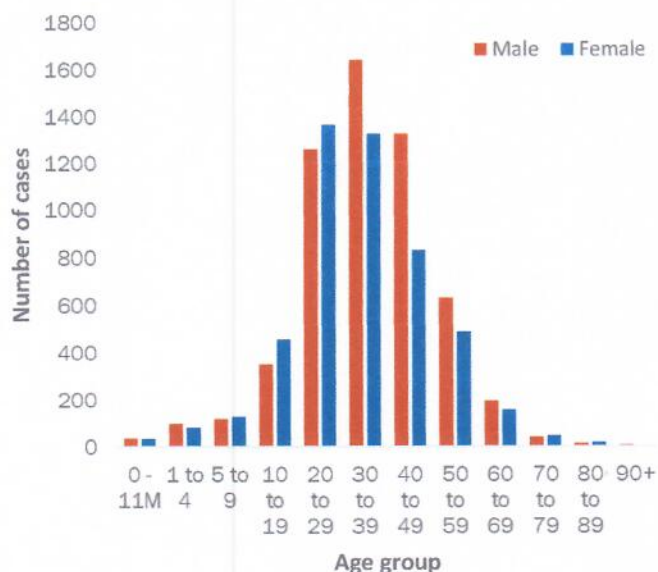


Figure 2: Age and Sex distribution of COVID-19 confirmed cases As of 22 September 2020

- The 20-49 years age-brackets constitute **7756 (72.7%)** of the confirmed cases, while a sizable proportion of the 50-59 age group is **1123 (10.5%)**.
- Among those aged 30-39 years, a significant proportion of males, **1642 (55.3%)** are infected more than females **1327 (44.7%)**.
- The under 5 years make up **250 (2.3%)** of the total cases.
- Aged 60 years and above constitute **480 (4.5%)** of the confirmed cases.

Table 3: Number of people in mandatory quarantine facilities, 22 September 2020

Region	Newly quarantined 24 hours	Cumulative number	Number discharged	Number in quarantine now	Truck Drivers (24 Hours)
Erongo	16	3223	3145	78	54
Hardap	1	635	602	33	0
Kavango	0	439	426	13	0
Khomas	21	2295	2212	83	0
//Kharas	0	1680	1463	217	0
Kunene	2	441	436	5	0
Ohangwena	0	495	465	30	0
Omaheke	3	916	842	74	0
Omusati	0	294	291	3	0
Oshana	1	305	300	5	0
Oshikoto	13	950	717	233	0
Otjozondjupa	0	841	808	33	0
Zambezi	0	809	770	39	0
Total	57	13323	12477	846	54

- Since March 2020, **13323** people have been placed into mandatory quarantine facilities around the country.
- A total of **846** people are currently in quarantine with **57** new admissions in the past 24 hours.

- A total of **337** trucks entered the country through various ground crossing points in the last 24 hours.
- Of these trucks, **130 (38.6%)** were heading to Khomas, **72 (21.4%)** to //Kharas while **71 (21.1%)** were heading to Erongo region.
- The remaining **64 (19.0%)** were heading to the other 8 regions.

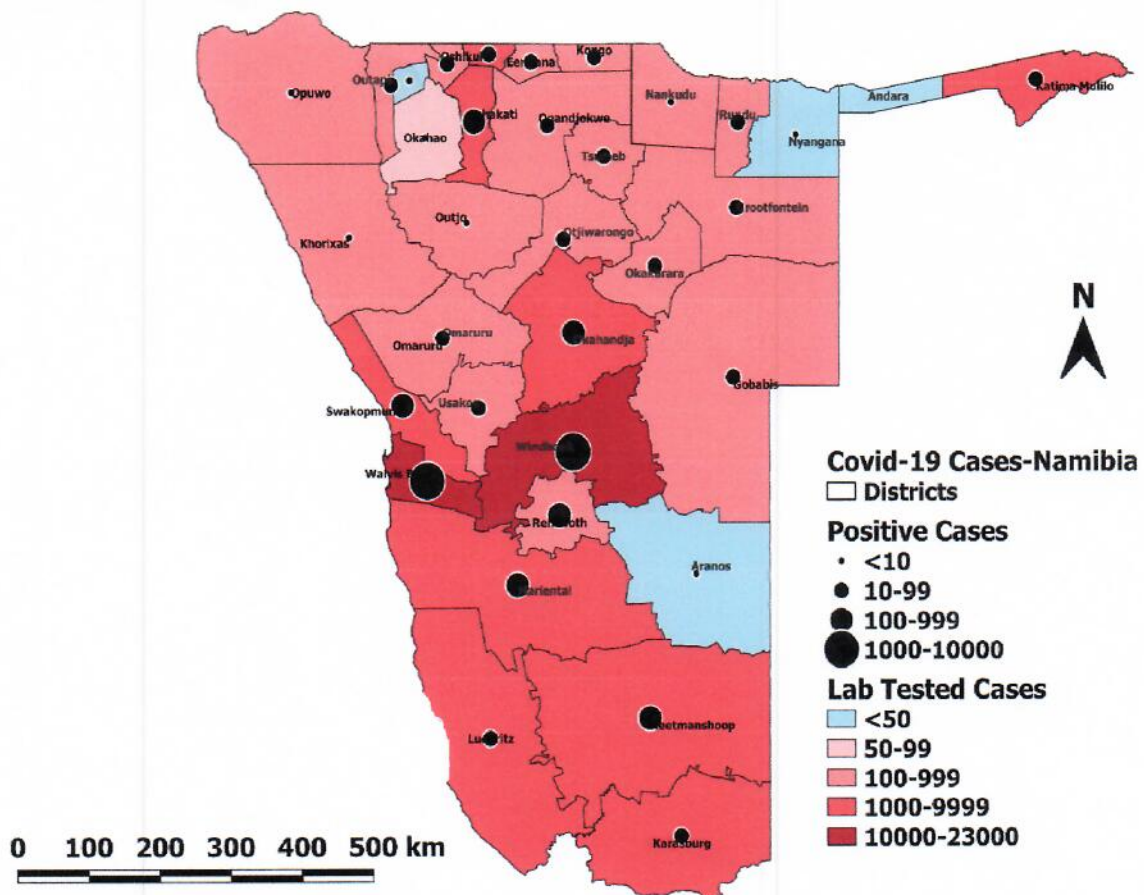


Figure 3: Distribution of suspected and confirmed COVID-19 cases in Namibia by District as of 22 September 2020

PUBLIC HEALTH ACTION(S)

- Weekly engagements with regions to ensure readiness for effective response.
- Public awareness on COVID-19 prevention measures is ongoing.
- Efforts on expanding the National testing capacity are ongoing.
- Response strategies for post State of Emergency are underway.


CHALLENGES

- Large data backlog - awaiting entry into excel data base and DHIS2.
- Inadequate ICU facilities and ICU equipment at referral hospitals and high care units in the districts.
- Inadequate isolation units, at health facilities in the regions.


RECOMMENDATIONS

- Fast tracking of efforts to use DHIS2 national-wide .
- Provision of fully equipped ICU facilities at referral hospitals and high care units in the districts.
- Establish fully equipped isolation units at health facilities in the regions.

Approved




Incident Manager
22 September 2020




Secretariat

For enquiries, please contact
Namibia Public Health Emergency Operations Centre;

 PHEOC@mhss.gov.na

 0800 100 100

 0851 100 100