



Ministry of Health and Social Services  
Republic of Namibia



NAMIBIA COVID-19 SITUATION REPORT NO. 187			
Outbreak Name	COVID-19 outbreak	Country affected	Namibia
Date & Time	21.09.2020 20h00	Investigation start Date	13 March 2020
Prepared by	Surveillance Team		

**HIGHLIGHTS/SITUATION UPDATE (21/09/2020)**

- A total of **10607** cases have been recorded in a population of approximately 2.5 Million people, making it about **0.4%** of the population infected.
- More male cases **5695 (53.7%)** were recorded compared to female cases **4912 (46.3%)**.
- Of the total confirmed cases, **441 (4.2%)** Health Care Workers (HCWs) have tested positive for COVID-19 to-date.
  - 295 (66.9%) State; 145 (32.9%) Private, 1 (0.2%) NGO
- Today (21/09/2020), **247** recoveries have been recorded from 6 regions; the recovery rate now stands at **78.8%**.
- All fourteen (14) regions have reported confirmed cases; Khomas and Erongo regions are reporting the highest with **5024 (47.4%)** and **3800 (35.8%)** respectively.

TOTAL
Tested 89916
Confirmed 10607
Active 2135
Recovered 8359
Death 116

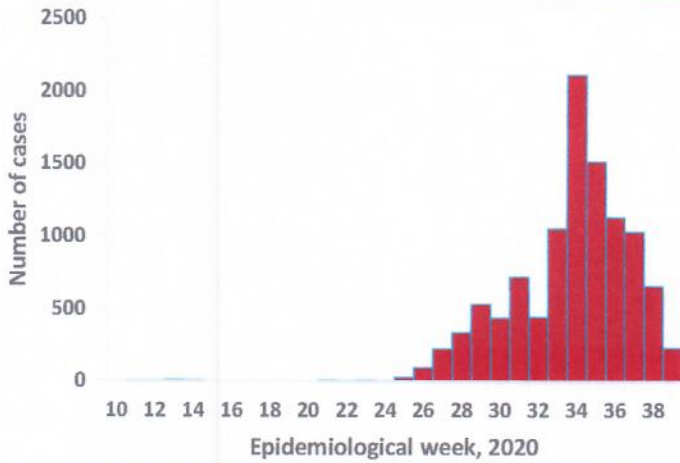
  

TODAY
Tested 1146
Confirmed 81
Active 2135
Recovered 247
Death 3

Table 1: Distribution of confirmed COVID-19 cases by region, 21 September 2020

Region	Total No. of cases	Active cases	Recovered	Deaths	Deaths in 24 hours	Cumulative death with co-morbidities	Health Care Workers
Erongo	3800	40	3723	37	1	34	60
Hardap	335	79	252	4	0	1	17
//Kharas	328	58	266	4	0	3	8
Kavango East	110	37	70	3	0	2	17
Kavango West	8	4	3	1	0	1	1
Khomas	5024	1661	3307	56	1	53	288
Kunene	14	2	12	0	0	0	0
Ohangwena	140	23	114	2	0	0	6
Omaheke	71	11	59	1	0	1	1
Omusati	47	7	39	1	0	0	5
Oshana	224	70	151	3	0	2	11
Oshikoto	152	90	62	0	0	0	4
Otjozondjupa	283	41	239	4	1	3	13
Zambezi	71	9	62	0	0	0	10
<b>Total</b>	<b>10607</b>	<b>2132</b>	<b>8359</b>	<b>116</b>	<b>3</b>	<b>100</b>	<b>441</b>

## EPIDEMIOLOGICAL SITUATION IN NAMIBIA



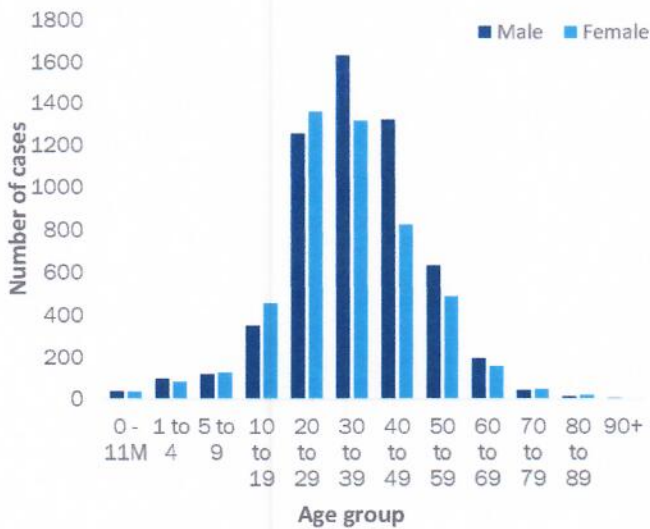
**Figure 1: Epi-curve for confirmed COVID-19 cases 21 September 2020**

- Up to **2123 (20.0%)** of the total cases were recorded during week 34 (Figure 1).
- After a peak in epi-week 34, the country has seen a gradual reduction in the mean number of confirmed cases from 303 to 94 in epi-week 38.
- Call center continues operation for 24 hours daily. Today, **1395** calls were answered including **18** alerts.

**Table 2: COVID-19 specimen recorded at the Laboratories as of 21 September 2020**

VARIABLES	TOTAL
Total samples received by the Laboratory	90034
Total samples tested	84854
Total samples re-tested	5062
Total positive results	10607
Total negative results	74218
Total samples discarded	76
Invalid results	1
Total pending results	41
Indeterminant/Inconclusive	29
Suspected cases in 24 hours (excludes re-tests)	1068

- To date, **89916** tests (including **5062** re-tests) have been conducted by NIP, Path-Care, NAMDEB, and UNAM laboratories.
- Since the beginning of the outbreak, **22550** contacts of confirmed cases have been identified, **342** new contacts were identified within the last 24 hours from 9 regions.
- Cumulatively, **12500** contacts have completed their monitoring period, while a total of **1757 (18.1%)** contacts of confirmed cases have tested positive.
- Today, **7708 (79.4%)** out of **9712** active contacts were monitored.



**Figure 2: Age and Sex distribution of COVID-19 confirmed cases As of 21 September 2020**

- The 20-49 years age-brackets constitute **7712 (72.7%)** of the confirmed cases, while a sizable proportion of the 50-59 age group is **1119 (10.5%)**.
- Among those aged 30-39 years, a significant proportion of males, **1632 (55.3%)** are infected more than females **1318 (44.7%)**.
- The under 5 years make up **249 (2.3%)** of the total cases.
- Aged 60 years and above constitute **479 (4.5%)** of the confirmed cases.

Table 3: Number of people in mandatory quarantine facilities, 21 September 2020

Region	Newly quarantined 24 hours	Cumulative number	Number discharged	Number in quarantine now	Truck Drivers (24 Hours)
Erongo	0	3207	3140	67	0
Hardap	30	634	592	42	0
Kavango	0	439	426	13	0
Khomas	4	2274	2200	74	0
//Karas	0	1680	1463	217	0
Kunene	0	439	436	3	0
Oshanaheke	2	495	464	31	0
Omaheke	6	913	820	93	1
Omusati	0	294	291	3	0
Oshana	0	304	298	6	0
Oshikoto	53	937	706	231	0
Otjozondjupa	0	841	806	35	0
Zambezi	5	809	770	39	0
<b>Total</b>	<b>100</b>	<b>13266</b>	<b>12412</b>	<b>854</b>	<b>1</b>

➤ Since March 2020, **13266** people have been placed into mandatory quarantine facilities around the country.

➤ A total of **854** people are currently in quarantine with **100** new admissions in the past 24 hours.

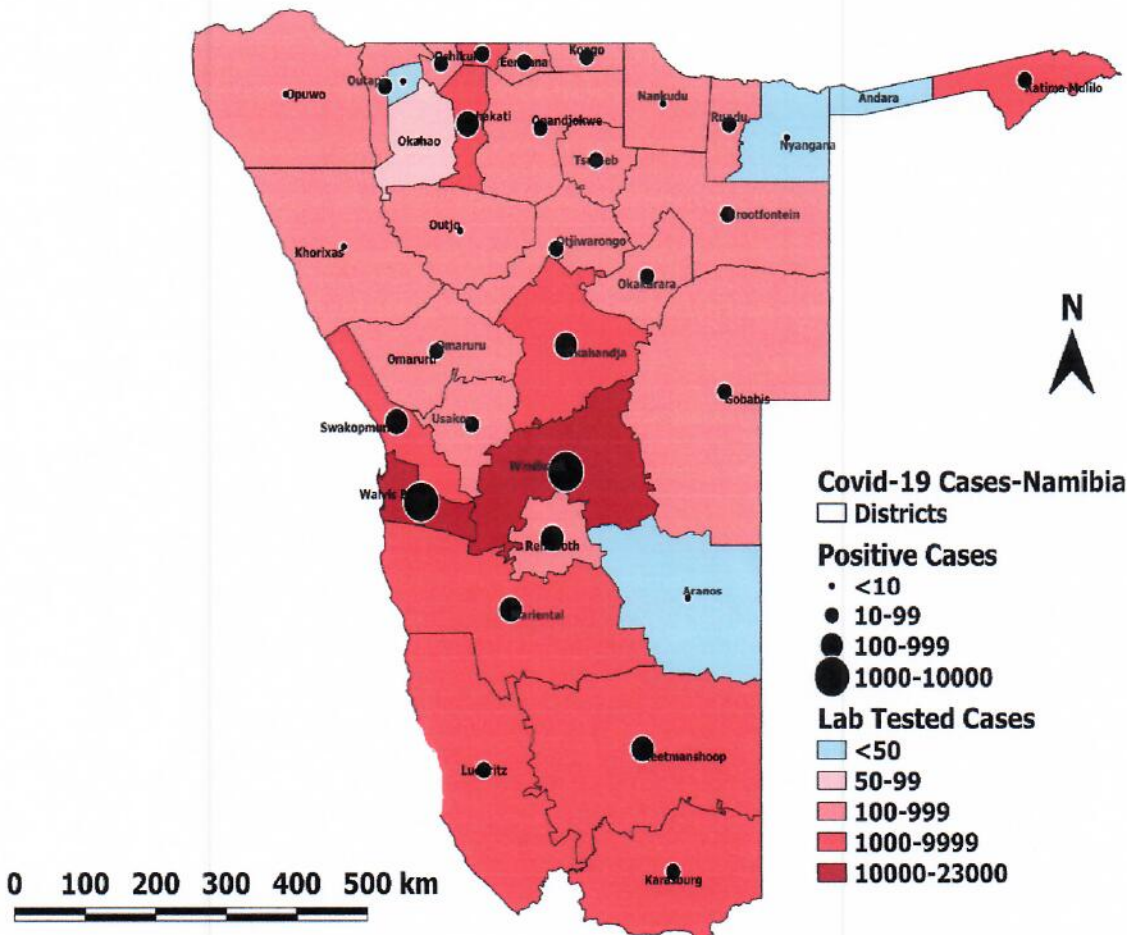


Figure 3: Distribution of suspected and confirmed COVID-19 cases in Namibia by District as of 21 September 2020

### PUBLIC HEALTH ACTION(S)

- Weekly engagements with regions to ensure readiness for effective response.
- Public awareness on COVID-19 prevention measures is ongoing.
- Efforts on expanding the National testing capacity are ongoing.
- Response strategies for post State of Emergency are underway.


### CHALLENGES

- Large data backlog - awaiting entry into excel data base and DHIS2.
- Inadequate ICU facilities and ICU equipment at referral hospitals and high care units in the districts.
- Inadequate isolation units, at health facilities in the regions.

### RECOMMENDATIONS

- Fast tracking of efforts to use DHIS2 national-wide .
- Provision of fully equipped ICU facilities at referral hospitals and high care units in the districts.
- Establish fully equipped isolation units at health facilities in the regions.

Approved





Incident Manager  
21 September 2020




Secretariat

For enquiries, please contact  
**Namibia Public Health Emergency Operations Centre;**

 [PHEOC@mhss.gov.na](mailto:PHEOC@mhss.gov.na)

 0800 100 100

 0851 100 100