



NAMIBIA COVID-19 SITUATION REPORT NO. 178			
Outbreak Name	COVID-19 outbreak	Country affected	Namibia
Date & Time	12.09.2020 20h00	Investigation start Date	13 March 2020
Prepared by	Surveillance Team		

### HIGHLIGHTS/SITUATION UPDATE (12/09/2020)

TOTAL	TODAY
Tested 78185	Tested 1228
Confirmed 9719	Confirmed 115
Active 3075	Active 3075
Recovered 6543	Recovered 732
Death 101	Death 3

- All fourteen (14) regions have reported confirmed cases; with Khomas reporting the highest **4544 (46.8%)** followed by Erongo **3705 (38.1%)**.
- Khomas region is currently the epicenter of the outbreak.

- A total of **9719** cases have been recorded in a population of approximately 2.5 Million people.
- Cumulatively, **9624 (99.0%)** cases are local transmissions while **95 (1.0 %)** are imported.
- To-date, **406 (4.2%)** Health Care Workers (HCWs) have tested positive for COVID-19
  - 272 (67.0%) State
  - 133 (32.8%) Private
  - 1 (0.2%) NGO
- Today (12/09/2020), **732** recoveries have been recorded from 7 regions; yielding an increase in the recovery rate with **16.9%** since the 10<sup>th</sup> of September 2020.

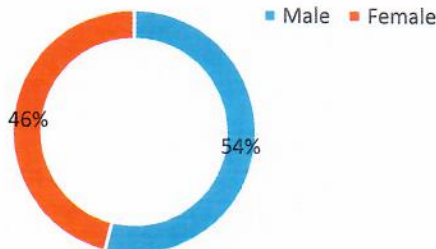
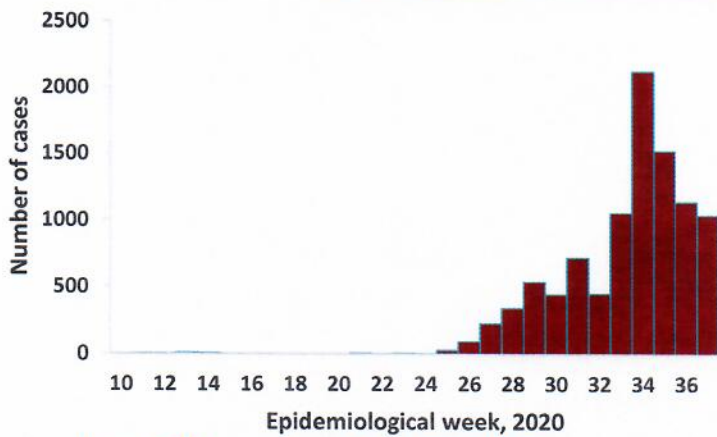


Figure 1: Sex distribution of COVID-19 Confirmed Cases, 12 September 2020

Table 1: Distribution of confirmed COVID-19 cases by region, 12 September 2020

Region	Total No. of cases	Active cases	Recovered	Death	Health Care Workers
Erongo	3705	652	3021	32	54
Hardap	260	102	154	4	16
//Kharas	293	143	146	4	7
Kavango East	91	18	70	3	15
Kavango West	8	4	3	1	1
Khomas	4544	1827	2669	48	266
Kunene	13	13	0	0	0
Ohangwena	105	21	82	2	6
Omaheke	58	14	43	1	1
Omusati	44	19	24	1	5
Oshana	184	34	147	3	10
Oshikoto	105	71	34	0	4
Otjozondjupa	244	147	95	2	13
Zambezi	65	10	55	0	8
<b>Total</b>	<b>9719</b>	<b>3075</b>	<b>6543</b>	<b>101</b>	<b>406</b>

## EPIDEMIOLOGICAL SITUATION IN NAMIBIA



**Figure 2: Epi-curve for confirmed COVID-19 cases 12 September 2020**

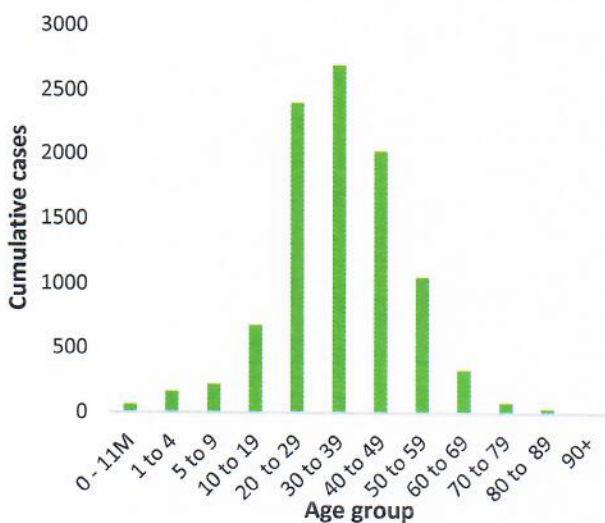
**Table 2: COVID-19 specimen recorded at the Laboratories as of 12 September 2020**

VARIABLES	TOTAL
Total samples received by the Laboratory	78303
Total samples tested	73656
Total samples re-tested	4529
Total positive results	9719
Total negative results	63911
Total samples discarded	76
Invalid results	1
Total pending results	41
Indeterminant/Inconclusive	26
Suspected cases in 24 hours (excludes re-tests)	1131

Up to **2123 (21.8%)** of the total cases were recorded during week 34 (Figure 2).

- A high number of cases were recorded in the past eight weeks as a result of:
  - Spread of local transmission in the country
  - Enhanced surveillance including active case search.
- Call center continues operation for 24 hours daily. Today, **1063** calls were answered including **4** alerts.

- To date, **78185** tests have been conducted by NIP, Path-Care, NAMDEB, and UNAM laboratories (including **4529** re-tests).
- Since the beginning of the outbreak, **19810** contacts of confirmed cases have been identified, **194** new contacts were identified within the last 24 hours from 9 regions.
- Cumulatively, **9690** contacts have completed their monitoring period, while a total **1360 (13.8%)** of the contacts have tested positive
- Today, **7173 (72.6%)** out of **9881** active contacts were monitored.



**Figure 3: Age distribution of COVID-19 confirmed cases As of 12 September 2020**

- The 20-49 years age- brackets constitute **7112 (73.2%)** of the confirmed cases, while a sizable proportion of the 50-59 age group **1054 (10.8%)**.
- Among those aged 30-39, a significant proportion of males **1490 (55.3%)** are infected more than females **1203 (44.7%)**.
- The under 5 make up **222 (2.3%)** of the total cases.
- Aged 60 years and above constitute **354 (3.6%)** of the confirmed cases.

- Cumulatively, **86 (85.1%)** of the fatalities were known to have multiple co-morbidities.

Table 3: Fatality summary as of 12 September 2020

Region	Cumulative no. of deaths	Deaths in 24 hours	Cumulative with co-morbidities
Erongo	32	0	29
Hardap	4	0	1
//Kharas	4	0	3
Kavango East	3	1	2
Kavango West	1	0	1
Khomas	48	1	45
Ohangwena	2	0	0
Omaheke	1	0	1
Omusati	1	0	0
Otjozondjupa	2	1	2
Oshana	3	0	2
<b>Total</b>	<b>101</b>	<b>3</b>	<b>86</b>

Table 4: Number of people in mandatory quarantine facilities, 12 September 2020

Region	Newly quarantined 24 hours	Cumulative number	Number discharged	Number in quarantine now	Truck Drivers (24 Hours)
Erongo	5	3123	2930	193	0
Hardap	2	573	527	46	0
Kavango	8	426	384	42	0
Khomas	15	1967	1820	147	0
//Kharas	0	1445	1247	198	0
Kunene	18	429	368	61	0
Ohangwena	0	470	435	35	0
Omaheke	0	826	715	111	0
Omusati	3	273	268	5	0
Oshana	3	299	280	19	0
Oshikoto	0	729	543	186	0
Otjozondjupa	49	797	767	30	0
Zambezi	3	771	732	39	0
<b>Total</b>	<b>106</b>	<b>12128</b>	<b>11016</b>	<b>1112</b>	<b>0</b>

- Since March 2020, **12128** people have been placed into supervised quarantine facilities around the country.
- A total of **1112** people are currently in quarantine with **106** new admissions in the past 24 hours.

Table 5: Distribution of truck drivers coming into Namibia from neighbouring countries and destination regions on 11 September 2020

Destination	Origin					Total
	RSA	Botswana	Angola	DRC	Zimbabwe	
//Kharas	108	0	0	0	0	108
Khomas	107	8	6	0	0	122
Omusati	0	0	0	0	0	0
Oshana	7	0	0	0	0	7
Otjozondjupa	13	1	1	0	0	15
Kavango	1	0	0	0	0	1
Ohangwena	2	0	0	0	0	2
Hardap	4	0	0	0	0	4
Kunene	1	0	0	0	0	1
Omaheke	2	0	0	0	0	2
Oshikoto	0	0	1	0	0	1
Zambezi	3	0	0	0	0	3
Erongo	9	9	3	0	0	33
<b>Total</b>	<b>275</b>	<b>18</b>	<b>11</b>	<b>0</b>	<b>0</b>	<b>324</b>

- A total of **320** trucks entered the country through various ground crossing points in the last 24 hours.
- Of these trucks, **122 (38.1%)** were heading to Khomas, **108 (33.8%)** to //Kharas while **54 (16.9%)** were heading to Erongo region.
- The remaining **36 (11.3%)** were heading to the other 8 regions.

### PUBLIC HEALTH ACTION

- Expansion of result collection sites around Windhoek is ongoing.
- Recruitment of local volunteers into the response in the districts and regions is ongoing.
- Weekly engagements with regions to ensure readiness for effective response.
- Public awareness on COVID-19 prevention measures is ongoing

### CHALLENGES

- Large data backlog - awaiting entry into excel data base and DHIS2.
- Inadequate ICU facilities and ICU equipment at referral hospitals and high care units in the districts.
- Inadequate ambulances in the regions.
- Inadequate isolation units, at health facilities in the regions.

### RECOMMENDATIONS

- Fast tracking of efforts to use GoData app and DHIS2.
- Provision of fully equipped ICU facilities at referral hospitals and high care units in the districts.
- Procurement of ambulances in the regions to ensure prompt response.
- Establish fully equipped isolation units at health facilities in the regions.

Approved



Incident Manager  
12 September 2020



Secretariat

For enquiries, please contact  
**Namibia Public Health Emergency Operations Centre;**

 [PHEOC@mhss.gov.na](mailto:PHEOC@mhss.gov.na)

 0800 100 100

 0851 100 100